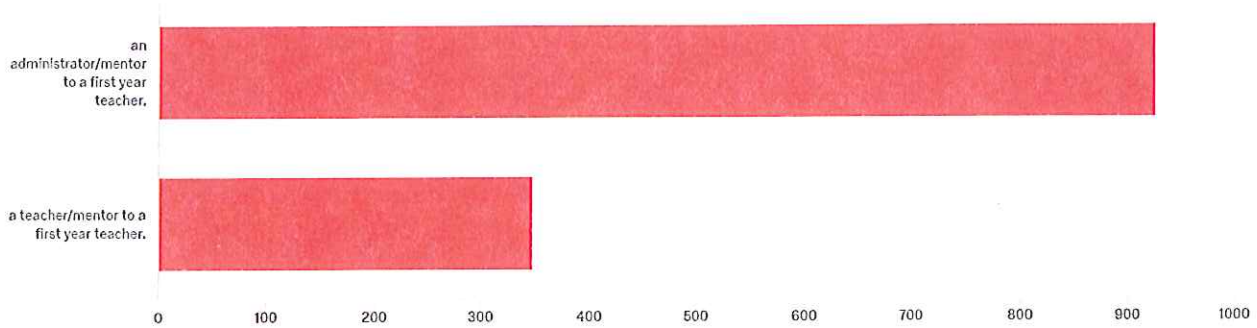


Admin Full Sample Report

OEQA Mentor/Administrator Survey 2017-2018

June 12, 2018 7:44 PM MDT

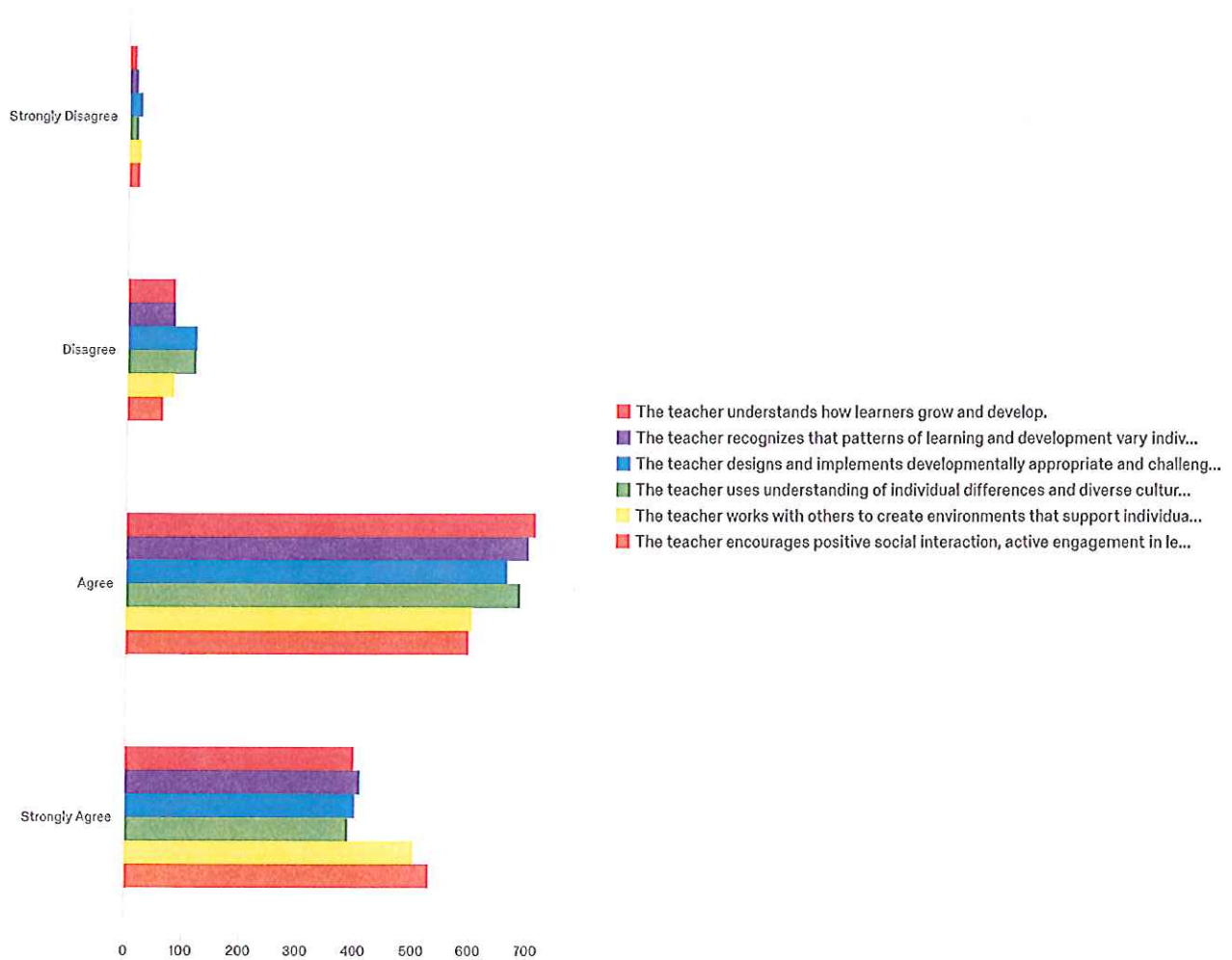
1. The person completing this survey is:



#	Field	Choice Count
1	an administrator/mentor to a first year teacher.	72.71% 927
2	a teacher/mentor to a first year teacher.	27.29% 348

Showing Rows: 1 - 3 Of 3

2. The Learner and Learning Please rate the extent to which you agree that each statement is true of [ExternalDataReference].



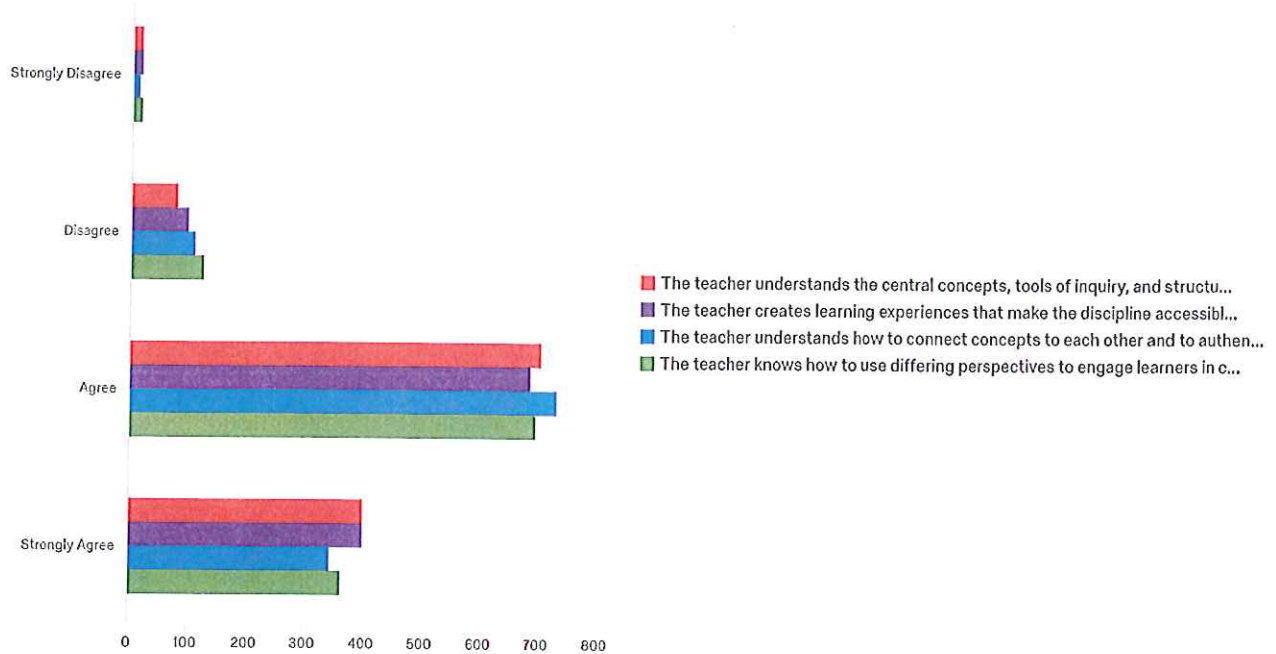
#	Field	Strongly Disagree	Disagree	Agree	Strongly Agree	Total
1	The teacher understands how learners grow and develop.	1.07% 13	6.93% 84	58.91% 714	33.09% 401	1212
2	The teacher recognizes that patterns of learning and development vary individually within and across the cognitive, linguistic, social, emotional, and physical areas.	1.24% 15	6.92% 84	57.87% 702	33.97% 412	1213
3	The teacher designs and implements developmentally appropriate and challenging learning experiences.	1.82% 22	9.93% 120	54.92% 664	33.33% 403	1209
4	The teacher uses understanding of individual differences and diverse cultures and communities to ensure inclusive learning environments that enable each learner to meet high standards.	1.32% 16	9.82% 119	56.68% 687	32.18% 390	1212

5	The teacher works with others to create environments that support individual and collaborative learning.	1.81%	22	6.84%	83	49.79%	604	41.55%	504	1213
6	The teacher encourages positive social interaction, active engagement in learning, and self-motivation.	1.57%	19	5.20%	63	49.38%	598	43.85%	531	1211

Showing Rows: 1 - 6 Of 6

3. Content Please rate the extent to which you agree that each statement is true of

[ExternalDataReference].

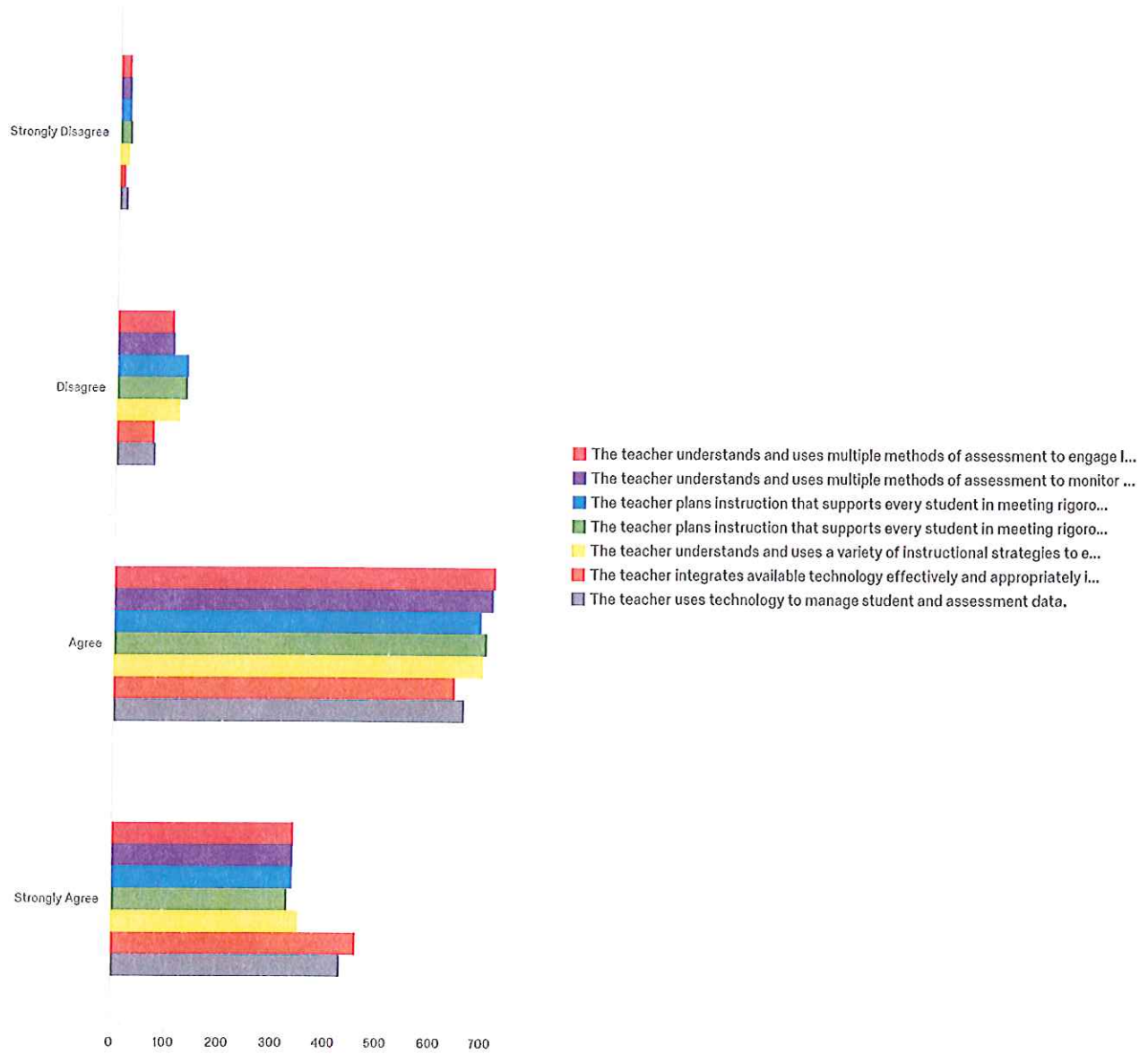


#	Field	Strongly Disagree	Disagree	Agree	Strongly Agree	Total
1	The teacher understands the central concepts, tools of inquiry, and structures of the discipline(s) he or she teaches.	1.41% 17	6.72% 81	59.59% 706	33.28% 401	1205
2	The teacher creates learning experiences that make the discipline accessible and meaningful for learners to assure mastery of the content.	1.41% 17	8.22% 99	57.06% 687	33.31% 401	1204
3	The teacher understands how to connect concepts to each other and to authentic local and global issues.	1.00% 12	9.24% 111	60.95% 732	28.81% 346	1201
4	The teacher knows how to use differing perspectives to engage learners in critical thinking, creativity, and collaborative problem solving.	1.41% 17	10.47% 126	57.81% 696	30.32% 365	1204

Showing Rows: 1 - 4 Of 4

4. Instructional Practice Please rate the extent to which you agree that each statement is

true of [ExternalDataReference].

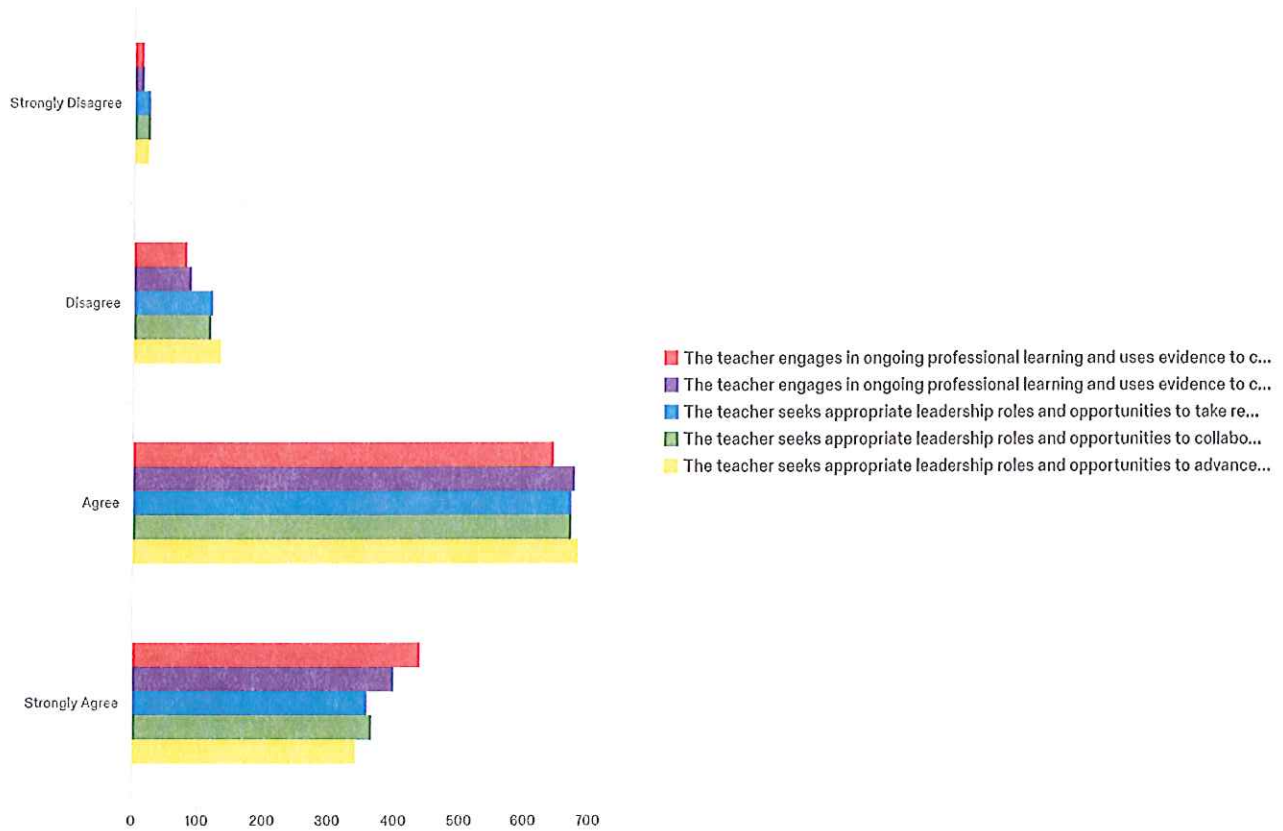


#	Field	Strongly Disagree	Disagree	Agree	Strongly Agree	Total
1	The teacher understands and uses multiple methods of assessment to engage learners in their own growth and guide learners' decision making.	1.76% 21	8.97% 107	60.52% 722	28.75% 343	1193
2	The teacher understands and uses multiple methods of assessment to monitor learner progress and to guide his/her decision making.	1.77% 21	9.08% 108	60.39% 718	28.76% 342	1189

3	The teacher plans instruction that supports every student in meeting rigorous learning goals by drawing upon knowledge of content areas, curriculum, cross-disciplinary skills, and pedagogy.	1.76%	21	11.24%	134	58.39%	696	28.61%	341	1192
4	The teacher plans instruction that supports every student in meeting rigorous learning goals by drawing upon knowledge of learners and the community context.	1.93%	23	11.07%	132	59.23%	706	27.77%	331	1192
5	The teacher understands and uses a variety of instructional strategies to encourage learners to develop deep understanding of content areas and their connections, and to build skills to apply knowledge in meaningful ways.	1.60%	19	10.08%	120	58.77%	700	29.55%	352	1191
6	The teacher integrates available technology effectively and appropriately into instruction.	1.01%	12	6.12%	73	54.19%	646	38.67%	461	1192
7	The teacher uses technology to manage student and assessment data.	1.35%	16	6.24%	74	56.03%	664	36.37%	431	1185

Showing Rows: 1 - 7 Of 7

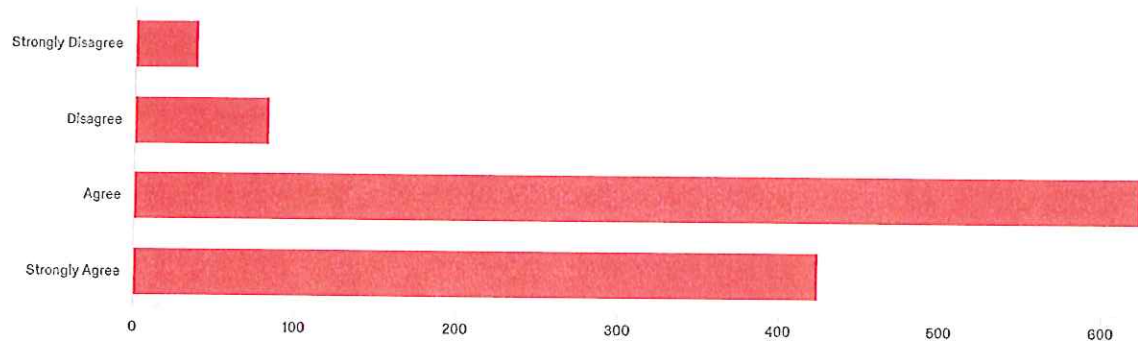
5. Professional Responsibility Please rate the extent to which you agree that each statement is true of [ExternalDataReference].



#	Field	Strongly Disagree	Disagree	Agree	Strongly Agree	Total
1	The teacher engages in ongoing professional learning and uses evidence to continually evaluate his/her practice, particularly the effects of his/her choices and actions on others (learners, families, other professionals, and the community).	1.18% 14	6.93% 82	54.61% 646	37.28% 441	1183
2	The teacher engages in ongoing professional learning and uses evidence to continually adapt practice to meet the needs of each learner.	1.19% 14	7.45% 88	57.41% 678	33.95% 401	1181
3	The teacher seeks appropriate leadership roles and opportunities to take responsibility for student learning.	2.04% 24	10.27% 121	57.13% 673	30.56% 360	1178
4	The teacher seeks appropriate leadership roles and opportunities to collaborate with learners, families, colleagues, other school professionals, and community members to ensure learner growth.	2.03% 24	9.98% 118	56.94% 673	31.05% 367	1182
5	The teacher seeks appropriate leadership roles and opportunities to advance the profession.	1.86% 22	11.34% 134	57.78% 683	29.02% 343	1182

Showing Rows: 1 - 5 Of 5

6. Overall, [ExternalDataReference]'s preparation/route to certification effectively prepared him/her to have a positive impact on P12 student learning and development.



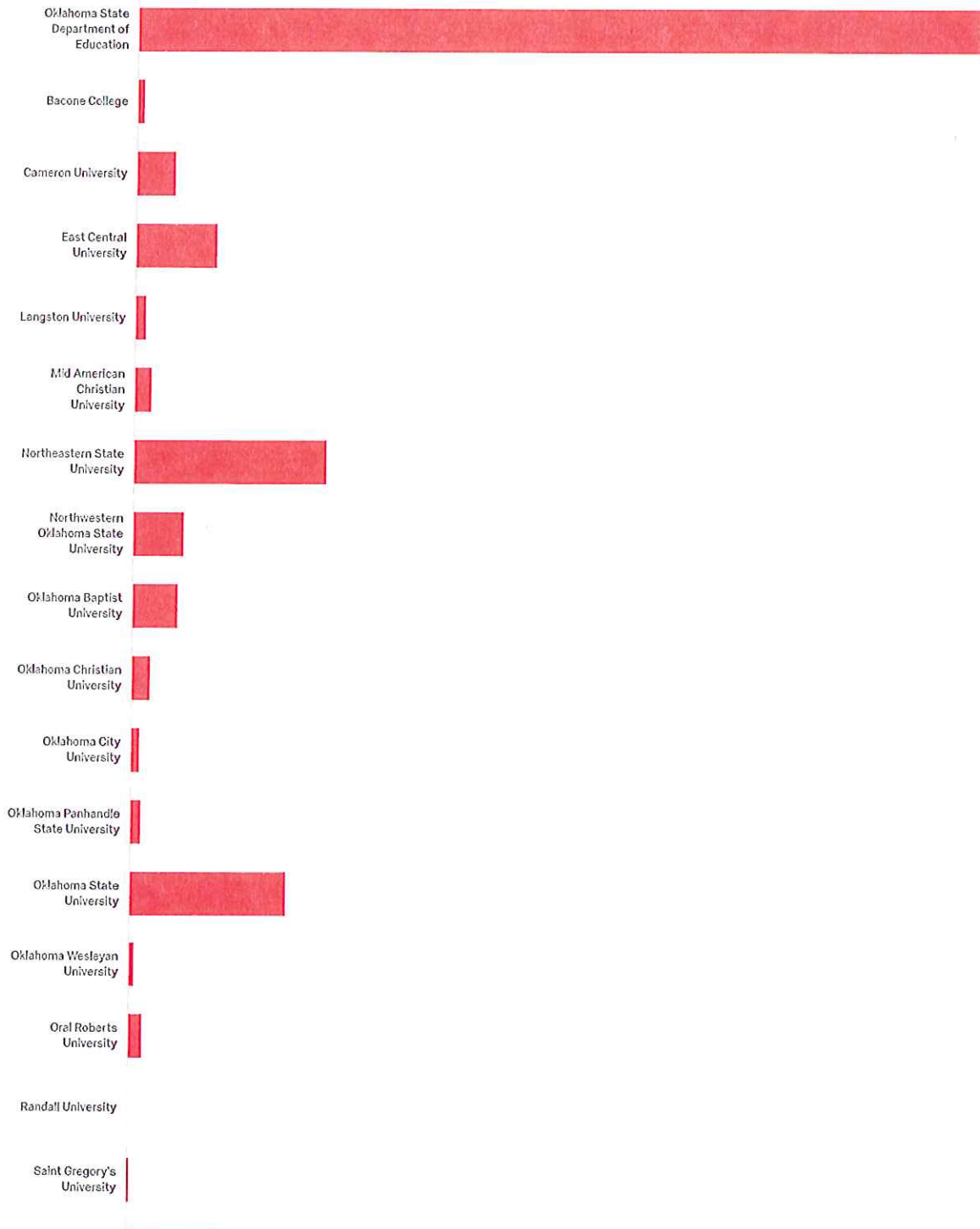
#	Field	Choice Count
1	Strongly Disagree	3.32% 39
2	Disagree	7.16% 84
3	Agree	53.28% 625
4	Strongly Agree	36.23% 425
		1173

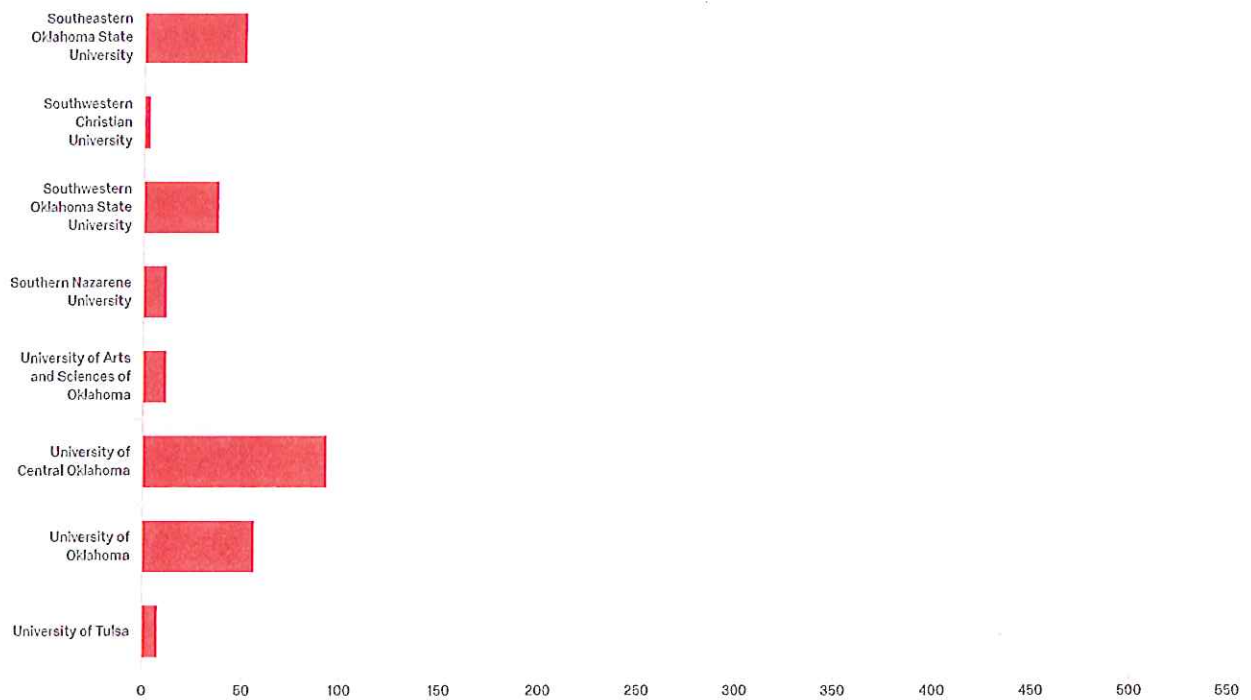
Showing Rows: 1 - 5 Of 5

8. [ExternalDataReference] received his/her degree at which of the following institutions?

If the teacher has an alternative or emergency certificate, please select Oklahoma State

Department of Education.






#	Field	Choice Count
1	Oklahoma State Department of Education	43.15% 504
2	Bacone College	0.34% 4
3	Cameron University	1.97% 23
4	East Central University	4.11% 48
5	Langston University	0.51% 6
6	Mid American Christian University	0.86% 10
7	Northeastern State University	9.76% 114
8	Northwestern Oklahoma State University	2.57% 30
9	Oklahoma Baptist University	2.31% 27
10	Oklahoma Christian University	0.94% 11
11	Oklahoma City University	0.43% 5
12	Oklahoma Panhandle State University	0.51% 6
13	Oklahoma State University	7.88% 92
14	Oklahoma Wesleyan University	0.26% 3
15	Oral Roberts University	0.68% 8
16	Randall University	0.00% 0
17	Saint Gregory's University	0.09% 1

18	Southeastern Oklahoma State University	4.45%	52
19	Southwestern Christian University	0.26%	3
20	Southwestern Oklahoma State University	3.25%	38
21	Southern Nazarene University	1.03%	12
22	University of Arts and Sciences of Oklahoma	1.03%	12
23	University of Central Oklahoma	8.05%	94
24	University of Oklahoma	4.88%	57
25	University of Tulsa	0.68%	8

1168

Showing Rows: 1 - 26 Of 26

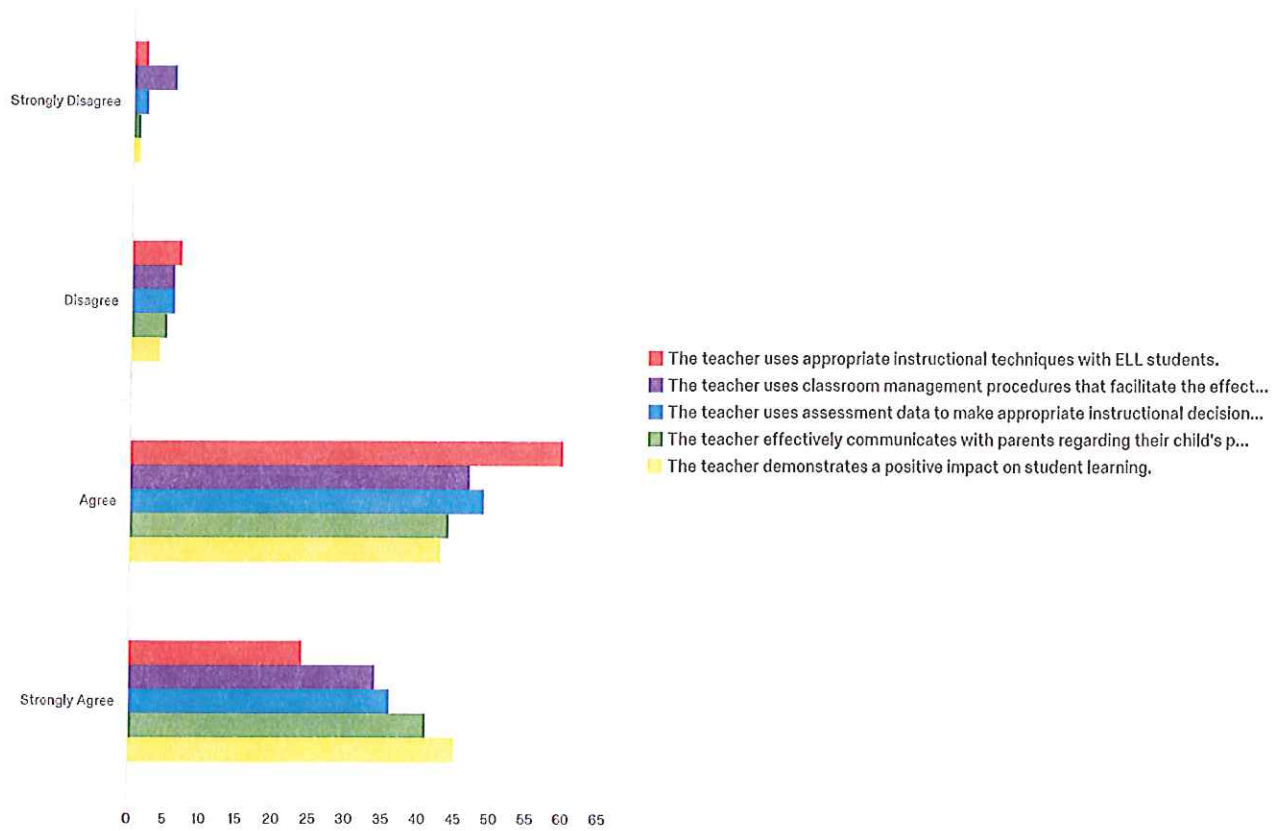
8a. Additional questions about graduates of Oklahoma Christian University.



#	Field	Strongly Disagree	Disagree	Agree	Strongly Agree	Total
1	The teacher uses research and evidence to develop an understanding of the teaching profession and uses both to measure P-12 students' progress and his/her professional practice.	0.00% 0	0.00% 0	44.44% 4	55.56% 5	9
2	The teacher demonstrates skills and commitment that afford all P-12 students access to rigorous college-and career-ready standards.	0.00% 0	0.00% 0	33.33% 3	66.67% 6	9
3	The teacher models and applies technology standards as he/she designs, implements, and assesses learning to engage students, improve learning, and enrich professional practice.	0.00% 0	0.00% 0	44.44% 4	55.56% 5	9
4	The teacher positively impacts student learning.	0.00% 0	0.00% 0	33.33% 3	66.67% 6	9

Showing Rows: 1 - 4 Of 4

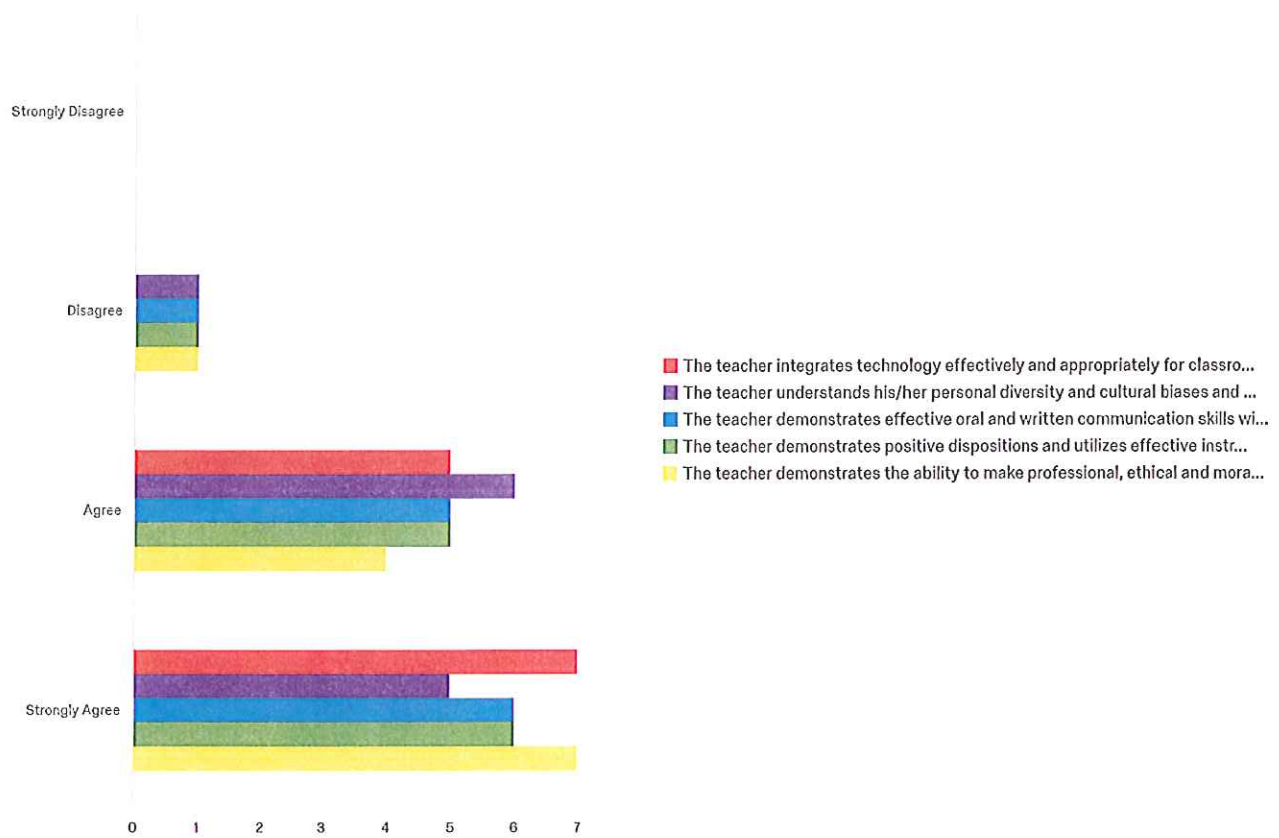
8b. Additional questions about graduates of the University of Central Oklahoma



#	Field	Strongly Disagree	Disagree	Agree	Strongly Agree	Total
1	The teacher uses appropriate instructional techniques with ELL students.	2.15% 2	7.53% 7	64.52% 60	25.81% 24	93
2	The teacher uses classroom management procedures that facilitate the effective use of instructional time, minimizing disruptions.	6.45% 6	6.45% 6	50.54% 47	36.56% 34	93
3	The teacher uses assessment data to make appropriate instructional decisions.	2.15% 2	6.45% 6	52.69% 49	38.71% 36	93
4	The teacher effectively communicates with parents regarding their child's progress.	1.10% 1	5.49% 5	48.35% 44	45.05% 41	91
5	The teacher demonstrates a positive impact on student learning.	1.08% 1	4.30% 4	46.24% 43	48.39% 45	93

Showing Rows: 1 - 5 Of 5

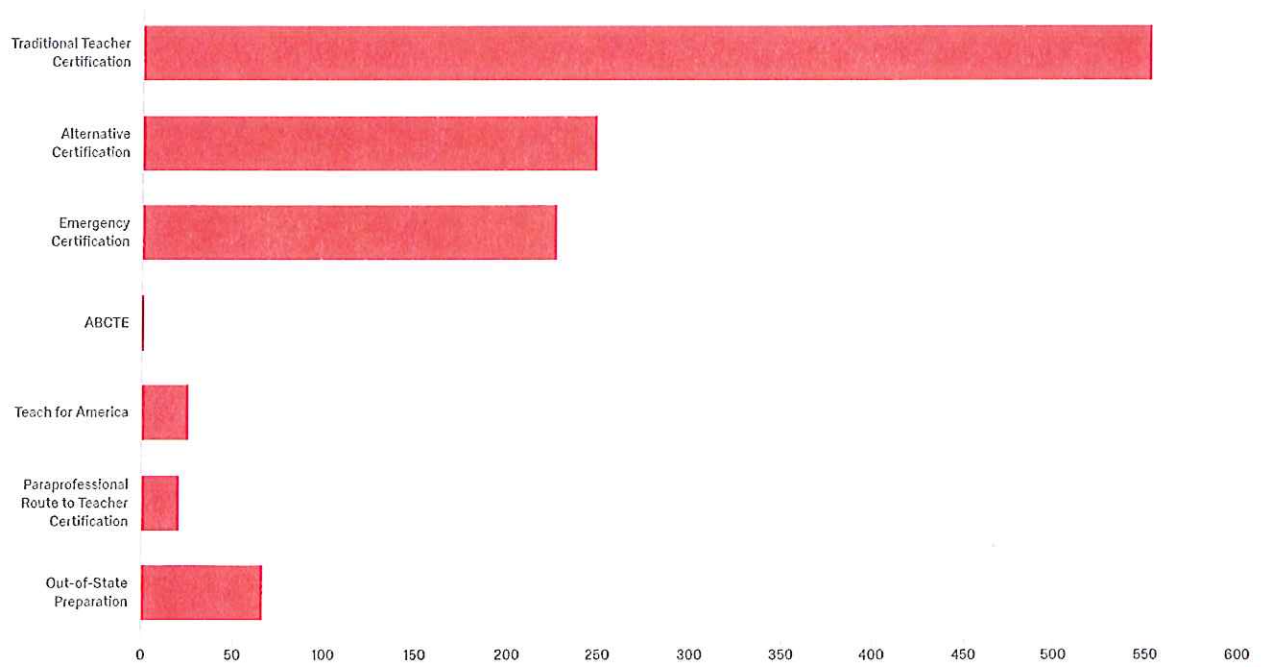
8c. Additional questions about Southern Nazarene University graduates.



#	Field	Strongly Disagree	Disagree	Agree	Strongly Agree	Total
1	The teacher integrates technology effectively and appropriately for classroom instruction, student assessment and record keeping.	0.00% 0	0.00% 0	41.67% 5	58.33% 7	12
2	The teacher understands his/her personal diversity and cultural biases and seeks opportunities to learn more about his/her students' cultures.	0.00% 0	8.33% 1	50.00% 6	41.67% 5	12
3	The teacher demonstrates effective oral and written communication skills with students, colleagues, and families/caregivers.	0.00% 0	8.33% 1	41.67% 5	50.00% 6	12
4	The teacher demonstrates positive dispositions and utilizes effective instructional strategies toward positively impacting P-12 student learning by demonstrating a commitment to the belief that ALL students in his/her classroom can learn.	0.00% 0	8.33% 1	41.67% 5	50.00% 6	12
5	The teacher demonstrates the ability to make professional, ethical and moral decisions based on Christian principals.	0.00% 0	8.33% 1	33.33% 4	58.33% 7	12

Showing Rows: 1 - 5 Of 5

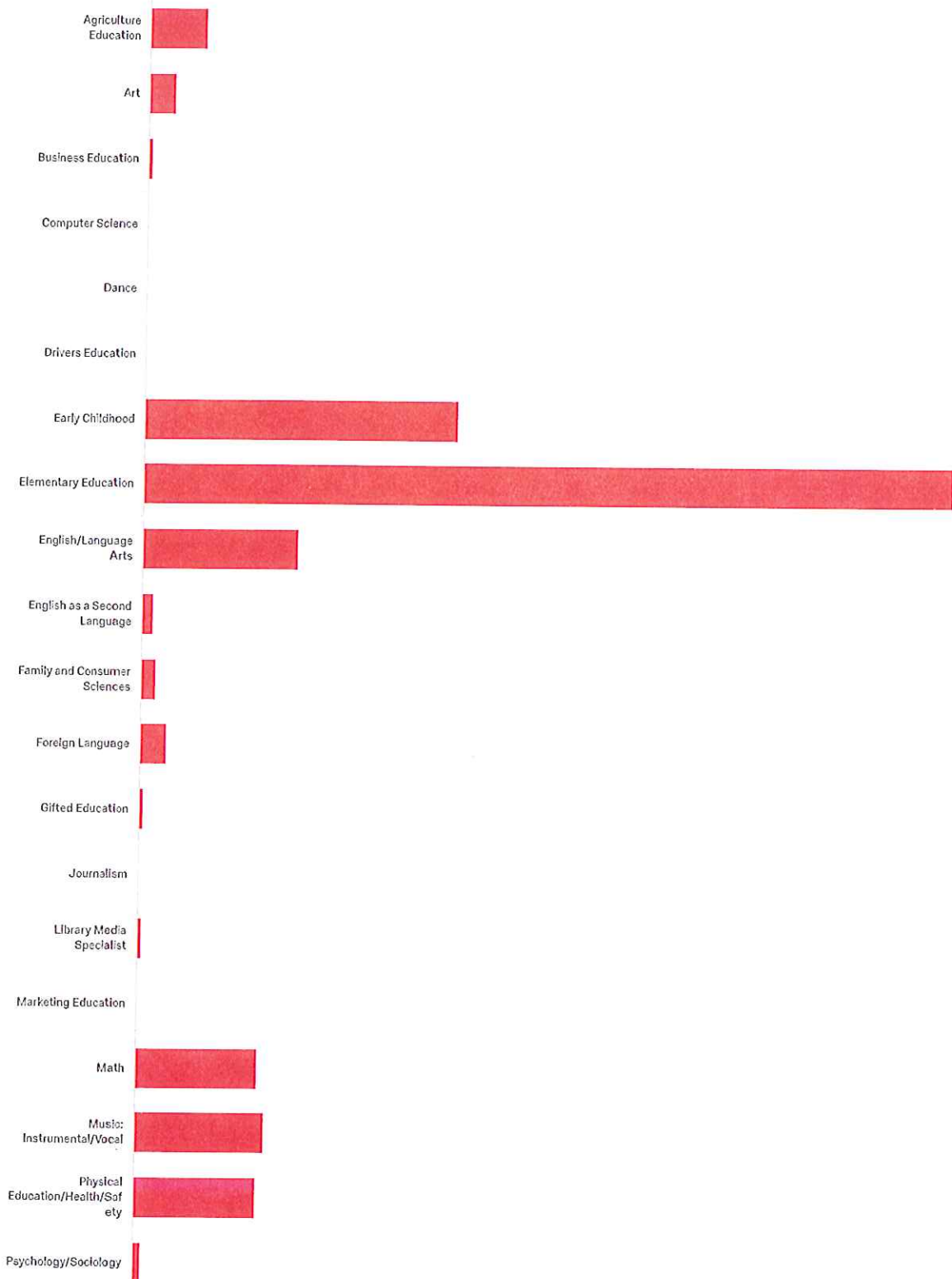
9. [ExternalDataReference] received his/her license via:

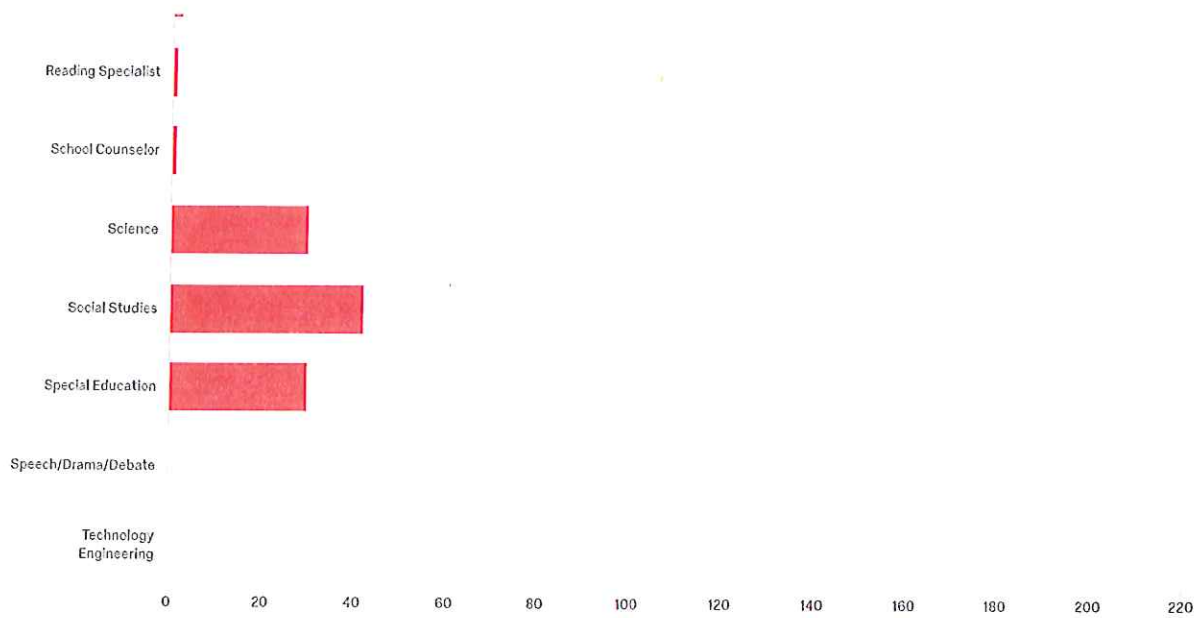


#	Field	Choice Count
1	Traditional Teacher Certification	48.34% 553
2	Alternative Certification	21.77% 249
3	Emergency Certification	19.84% 227
4	ABCTE	0.09% 1
5	Teach for America	2.27% 26
6	Paraprofessional Route to Teacher Certification	1.84% 21
7	Out-of-State Preparation	5.86% 67
		1144

Showing Rows: 1 - 8 Of 8

10. In what area was [ExternalDataReference] initially certified? (Please check all that apply)





#	Field	Choice Count
1	Agriculture Education	2.58% 15
2	Art	1.20% 7
3	Business Education	0.17% 1
4	Computer Science	0.00% 0
5	Dance	0.00% 0
6	Drivers Education	0.00% 0
7	Early Childhood	14.29% 83
8	Elementary Education	36.83% 214
9	English/Language Arts	7.06% 41
10	English as a Second Language	0.52% 3
11	Family and Consumer Sciences	0.69% 4
12	Foreign Language	1.20% 7
13	Gifted Education	0.17% 1
14	Journalism	0.00% 0
15	Library Media Specialist	0.17% 1
16	Marketing Education	0.00% 0
17	Math	5.51% 32
18	Music: Instrumental/Vocal	5.85% 34

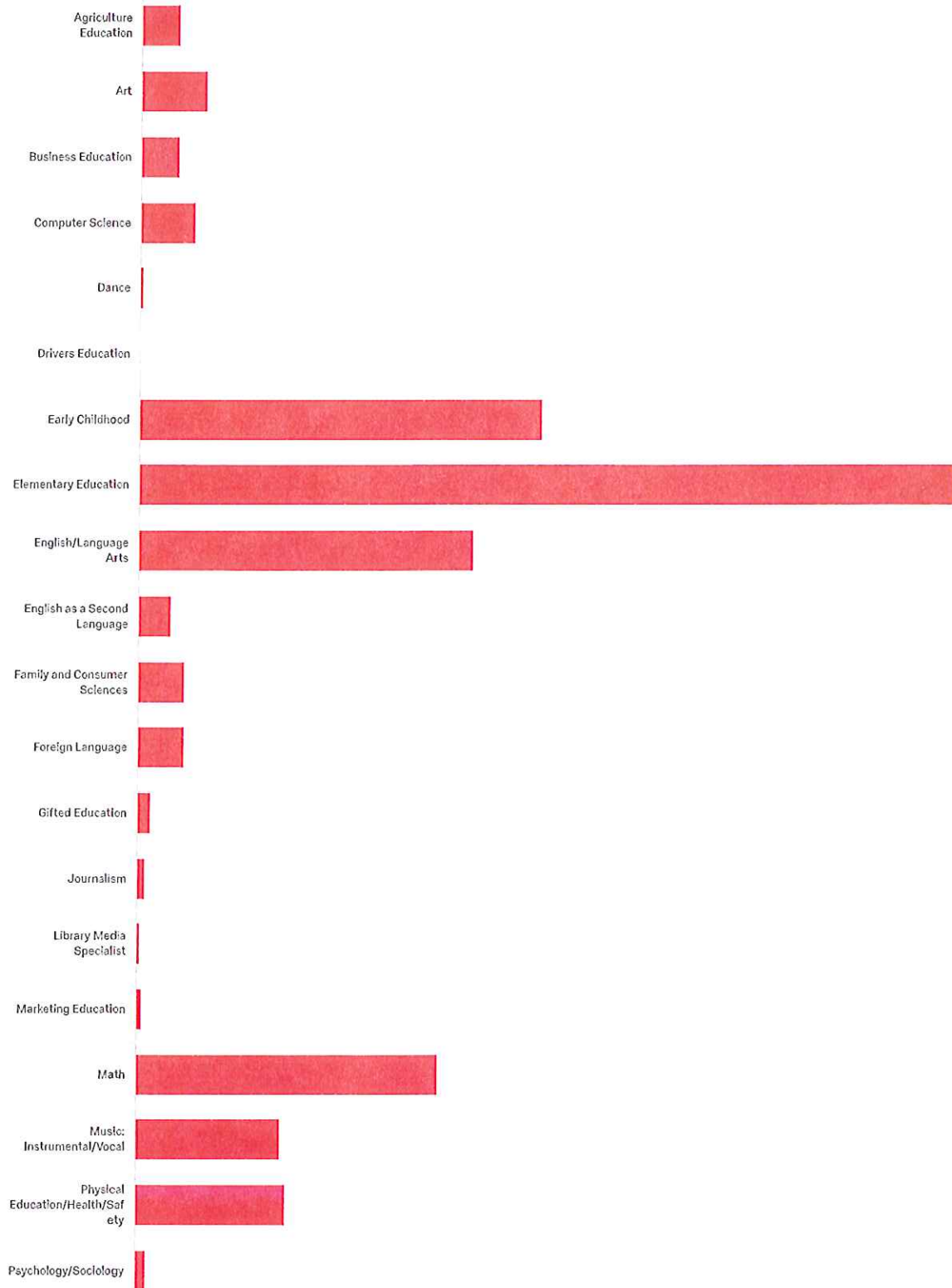
19	Physical Education/Health/Safety	5.51%	32
20	Psychology/Sociology	0.34%	2
21	Reading Specialist	0.17%	1
22	School Counselor	0.17%	1
23	Science	5.16%	30
24	Social Studies	7.23%	42
25	Special Education	5.16%	30
26	Speech/Drama/Debate	0.00%	0
27	Technology Engineering	0.00%	0

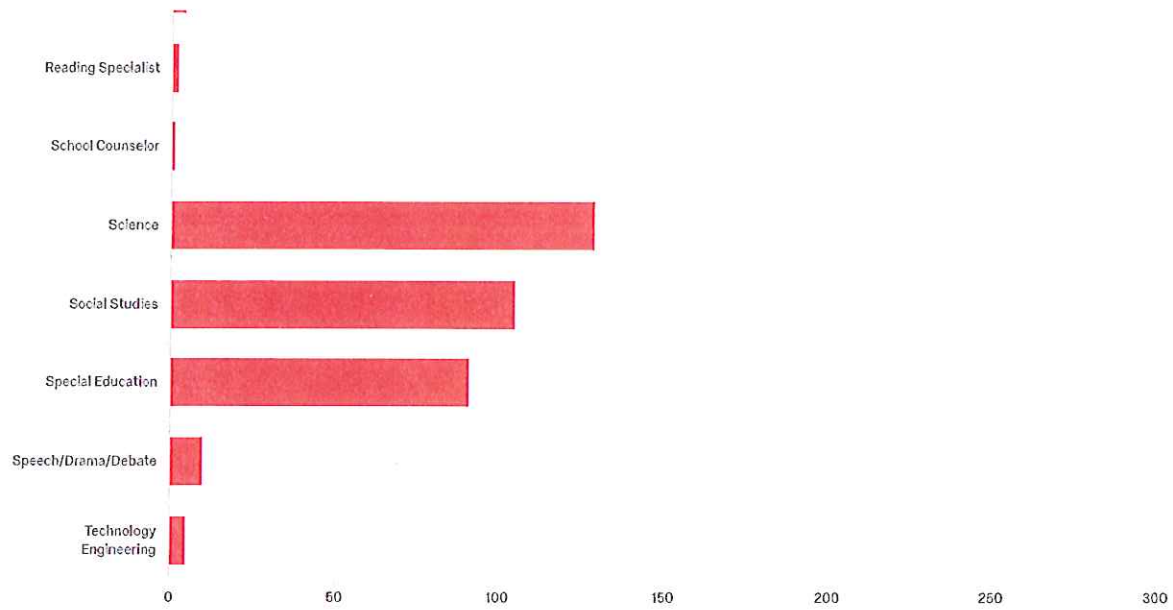
581

Showing Rows: 1 - 28 Of 28

11. What is [ExternalDataReference]'s primary teaching assignment? (Please check all

that apply)





#	Field	Choice Count
1	Agriculture Education	1.11% 14
2	Art	1.90% 24
3	Business Education	1.11% 14
4	Computer Science	1.59% 20
5	Dance	0.08% 1
6	Drivers Education	0.00% 0
7	Early Childhood	11.64% 147
8	Elementary Education	23.67% 299
9	English/Language Arts	9.66% 122
10	English as a Second Language	0.95% 12
11	Family and Consumer Sciences	1.35% 17
12	Foreign Language	1.35% 17
13	Gifted Education	0.40% 5
14	Journalism	0.24% 3
15	Library Media Specialist	0.08% 1
16	Marketing Education	0.16% 2
17	Math	8.71% 110
18	Music: Instrumental/Vocal	4.20% 53

19	Physical Education/Health/Safety	4.35%	55
20	Psychology/Sociology	0.32%	4
21	Reading Specialist	0.16%	2
22	School Counselor	0.08%	1
23	Science	10.21%	129
24	Social Studies	8.31%	105
25	Special Education	7.21%	91
26	Speech/Drama/Debate	0.79%	10
27	Technology Engineering	0.40%	5

1263

Showing Rows: 1 - 28 Of 28

End of Report