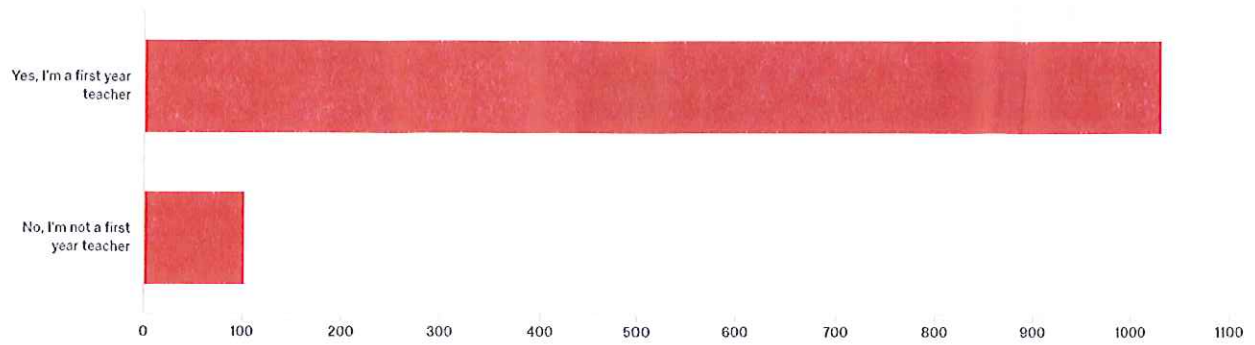


# FYT Full Sample

OEQA First Year Teacher Survey 2017-2018

June 12, 2018 8:27 AM MDT

## 1. Are you a first year teacher?

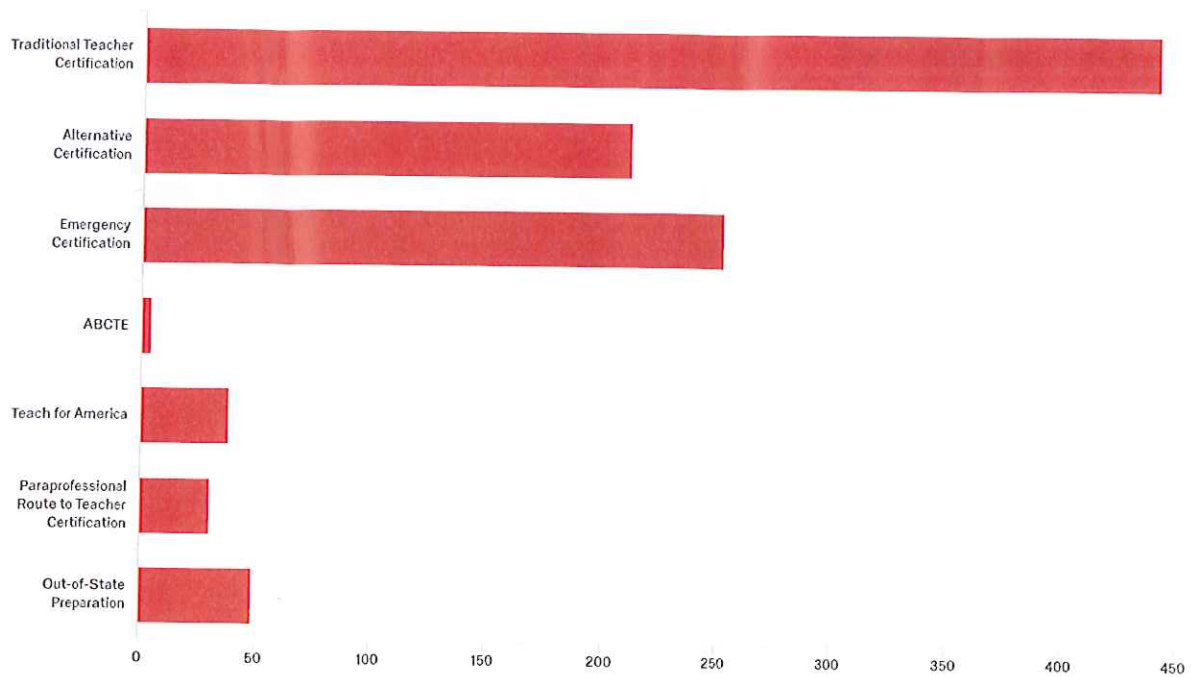


#	Field	Choice Count
1	Yes, I'm a first year teacher	90.93% 1032
2	No, I'm not a first year teacher	9.07% 103

1135

Showing Rows: 1 - 3 Of 3

## 2. Through which route did you receive your teaching license?



#	Field	Choice Count
1	Traditional Teacher Certification	43.00% 442
2	Alternative Certification	20.62% 212
3	Emergency Certification	24.61% 253
4	ABCTE	0.39% 4
5	Teach for America	3.70% 38
6	Paraprofessional Route to Teacher Certification	2.92% 30
7	Out-of-State Preparation	4.77% 49

1028

Showing Rows: 1 - 8 Of 8

## 2a. In what area did you receive your degree?

In what area did you receive your degree?

Child Development

Spanish

Agriculture Business

1991

Psychology

Music

family studies and gerontology

Biology/Chemistry

General Studies, minor in Psychology

Mass Communications

International Area Studies

Early childhood

Accounting and Business Management

Health and Physical Education Master's of Education

History

Veterinary Medicine

Physical Education

Psychology

MS, May 2003

Bachelor Degree ofnEducation

Bachelor of Science in Education

Criminal Justice

Journalism

Sport Management

business

Agricultural Education

English Literature and Cultural Studies

Spanish

Business Administration

Fine Arts

Elementary Education

BA English

Social studies

Music B.M. / M.M.

Business

Psychology

Psychology

Sociology with a minor in business and criminal justice

Social work

Education

Bachelor of science

instrumental music

Theatre

Health, Physical Education, and Recreation

Multimedia journalism

Chemistry Mathematics

Psychology/Health

Professional Studies

Law (J.D.); Political Science (B.A.)

Psychology/Sociology

Political Science

Communications. LAS

Liberal Studies of Art

Youth ministry

Psychology

B.S. Family Studies

Masters in Science

biology

Interdisciplinary Studies Concentration in Community Based Education

Psychology

Recreation Management

Psychology

Mass Communications: Broadcast/Journalism

Language Arts

Undergrad in Political Science, Master's in Jazz Studies-Music Production

Journalism/Mass Communication

Business

Master of Education in Sports Administration

Business

Physics

Theatre

Music

Early Childhood

Liberal studies

Early Childhood Education

Communications

Elementary Education

Music

elementary education

Accounting

B.M. Music Performance

ESL

Healthcare Administration

Human and Family Science

Business

Journalism

Science

Exercise science -

Criminal Justice

Elementary Education k-8

Accounting

Business, Government

Human and Family Sciences

Health Promotion

Animal Science

Elementary Education

Masters in Education with a concentration in Educational Leadership

Fine Art

Music Education

Sociology

BSW

Business

Bachelor's Degree in Mass Communication Master's Degree in Secondary Education

English

Music

Bachelors of Psychology

Science

History

Biology

Journalism

Music

University of Oklahoma

Business

Bachelor of Science Therapeutic Recreation & Recreation Management

Business

Liberal Arts - Humanities

Social Studies

Strategic Communications

Multi Disciplinary

Sociology, Media Communications

Accounting

Bachelor of Science in Elementary Education

Linguistics, French

Animal Science

Mathematics & Psychology

Business and Law

Religion

General Studies

Secondary English Education

General Studies

Accounting

Business

Chemistry

Elementary Education

Mathematics

Marketing

Master - Engineering Technology Bachelor\_ Engineering Technology

Biology

English

Bachelors of science w the full el Ed courses even did student teaching.

Mid-Level Social Studies

Food Science & Nutrition, Bachelors of Science



US History

General Studies with a concentration in PE

Law

Elementary Education

Cell and Molecular Biology Chemistry

Education

General Studies

Psychology

Business Administration

Business Administration

Health, P.E. and Recreation

Business Management

English/Writing

Family Relations and Child Development

Major in General studies. Minor in Psychology

Biology

Family Services

Strategic Communications

Science

Foreign Language Education

Art

Musical Theatre (Bachelor of Arts)

Business Management

Journalism

Applied Liberal Arts

American Studies and History

Intermediate Algebra

physical science, biology

Multi-Disciplinary Studies

English

Business Admin

Sociology

Music

Family studies

Biomedical Science

Physical Education

elementary education

Dance Pedagogy

Human and Family Science

Bachelor of Arts Major: Psychology Minor: Sociology

Oklahoma State

Human Resource Management

Animal Science

Early Childhood Education and Administration

Bachelors Psychology

Exercise Science

Bachelor of fine arts-graphic design

Social Work

Community health

Bachelor of Human Environmental Sciences

Chemistry

Early childhood development and education

Family Life Education

Education

Exercise and Sports Science

Computer Science

Family Relations and Child Development

FAMILY STUDIES AND GERONTOLOGY

BS in psychology; current student Masters in Social Work

Urban Education

Physical Education

Child and Family development

Special Education

Mass Communications

International and Area Studies, minor in Spanish

Masters Degree in Clinical Rehabilitation and Mental Health Counseling

Business

Business Administration

General education

Bachelor of Business Administration and Bachelor in Arts

B.S. Zoology, M.S. Biology, and am about to finish a M.S. in Math and Science Education

Sociology-Criminology

Bs/ science

Environmental science

Economics

Healthcare administration

Theology and education

Journalism

Bachelor of Business Administration in Marketing

Child Development

Sports Administration

Kinesiology

Business Management with a minor in Health, Sport & Exercise Science

English Secondary Education

Liberal education

Chemistry and psychology

Geology

English

Elementary Education

Psychology

Women's Studies

Art

History

BA - Christian Studies MA - anthropology

History

Health and Sports Science

Romance Languages

Liberal Arts

Early Childhood

Zoology, Doctor of Chiropractic

Business, information systems and operations management masters degree. I also been subbing as a second job for years.

Chemistry/ Forensic Science

Spanish

Showing Records: 1 - 245 Of 245

This question was only for those who indicated they held emergency certification.

## 2b. In what year did you receive your degree?

In what year did you receive your degree?

2014

2016

2007

2002

2013

2017

2016

2002

2007

2016

2014

2006

May 2001

2012

1981

2016

2017

2017

2017

2017

2010

2000

2013

2016

2017

2016

2013

2015

2017

1989

2005

1991

2017

2010

2017

2014

2007

2009

2014

2010- B.A., 2012- Master's

2016

1989

2016

2016

2012

2006

1986; 1983

2003

2010

1992 and 2008

2006

2007

2013

2012

2017

2014

2016

2016

2013

2014

2012

2013

Undergrad-2010, Grad-2012

2011

2011

2016

2000, 2002, 2005

2011

2010

2008



2016

2010

2017

2017

2013

1988 B.M / 1991 M.M

2017

2003

Fall 2016

1999

2017

2013

2012

2015

2018

2017

2006

2017-2018

2006

1989, 1998

2015

2007

2016

2009

2011

2016

2010

2007

1989

Counseling Psychology

2013

B.S. in 1996 and Master's in 2007

2006

2011

2014

2016

2015

2016

1981

2005

Bachelor's - 2004 Masters 2012

2016

2017

2008

2006

2016

2015

2017

2005, 1982

1986

Fall 2016

2014?

1992

2017

2002 and 2005

2015

2014

2017

2012

2015

2017

1994

2012

1988

2001

1988, 1991

2009

2014

2015-16

2017

2002

2008

2008

2015

2017

2005

2014

1996

2009

2009

2003

1989

2012

2016

1998

2002

2013

2015

2016

2003

2013

**Musical theatre**

2012

2005

1981

2006

2016

2017

1992 BSN, 2007 MA

2011

2013

2002

2012

2016

2014

St Gregory's University

2017

2017

2017

2015

2012

2016

1982

2016

2016

207

2001

2010

2010

2008

1997

2013 Bachelors, 2015 Masters

2011

2015

2016

2017

2000

2003

2017

2010

2015

2002

2013

2017

2002

2017

2015

1996

2009

2005

1st one in 1991, 2nd one in 2016

BS in, MS in Biology in 2016, will finish the MS in Math and Science Education May 2018

2007

2004

2017

2006

2010

1995

2000

2016

2014

2005

2016

2017

**General Studies**

2016

2015

1980

2017

2017

1995

2003

1982

2014

2010, 2012

2007

2015

1990

2015

2017

2000 and 2006

2002

2016

2017

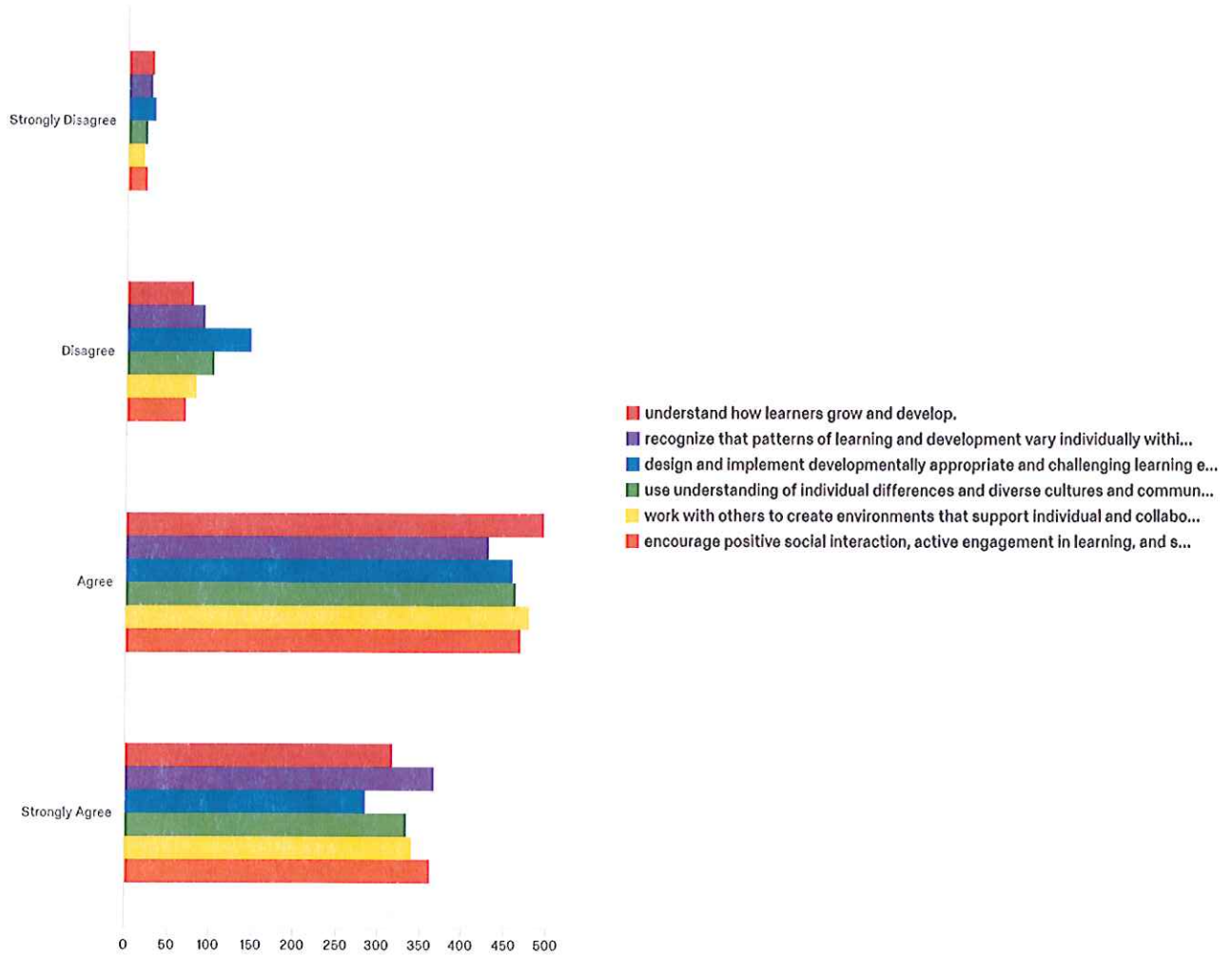
Showing Records: 1 - 244 Of 244

This question was only for those who indicated they held emergency certification.



3. The Learner and Learning Please rate the extent to which you agree with each

statement below. My preparation program/route to certification prepared me to:



#	Field	Strongly Disagree	Disagree	Agree	Strongly Agree	Total
1	understand how learners grow and develop.	3.35% 31	8.54% 79	53.73% 497	34.38% 318	925
2	recognize that patterns of learning and development vary individually within and across the cognitive, linguistic, social, emotional, and physical areas.	3.15% 29	10.09% 93	46.85% 432	39.91% 368	922
3	design and implement developmentally appropriate and challenging learning experiences.	3.56% 33	15.97% 148	49.62% 460	30.85% 286	927
4	use understanding of individual differences and diverse cultures and communities to ensure inclusive learning environments that enable each learner to meet high standards.	2.48% 23	11.23% 104	50.11% 464	36.18% 335	926

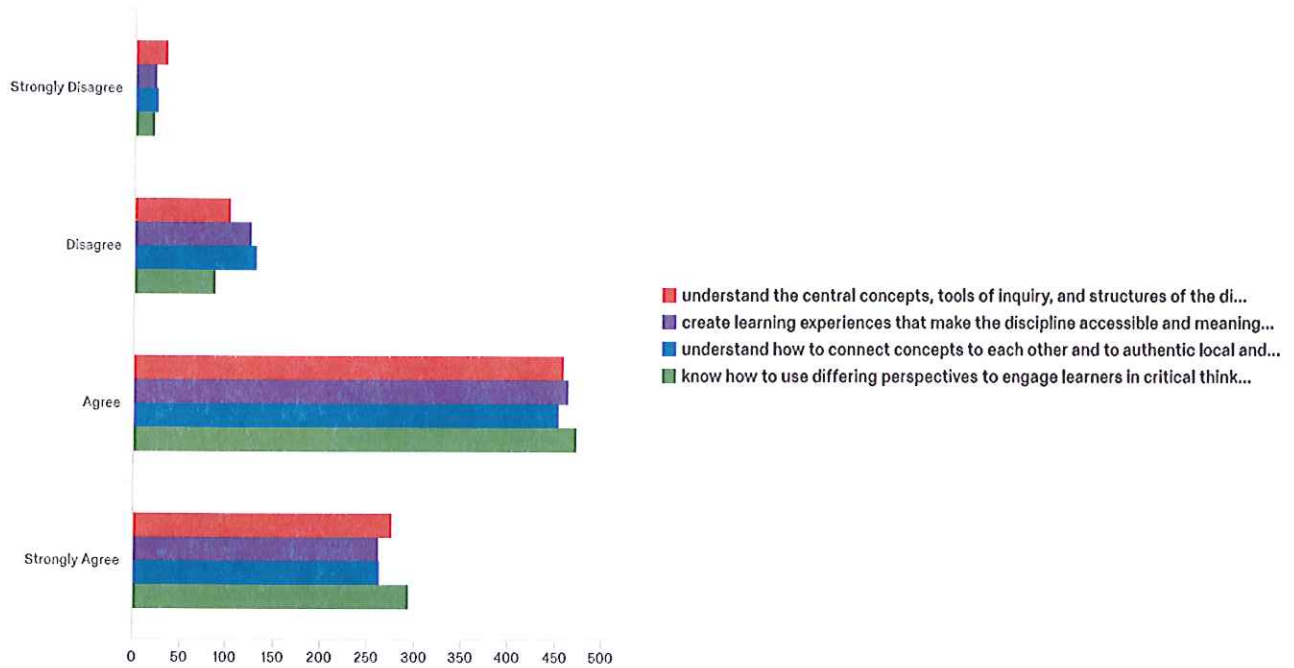
5	work with others to create environments that support individual and collaborative learning.	2.16%	20	8.98%	83	51.95%	480	36.90%	341	924
6	encourage positive social interaction, active engagement in learning, and self-motivation.	2.48%	23	7.56%	70	50.76%	470	39.20%	363	926

Showing Rows: 1 - 6 Of 6

Bar graphs visually highlight the fact that, looking at the set of 6 questions measuring Learner and Learning, far more respondents Agreed or Strongly Agreed, than Disagreed or Strongly Disagreed.

4. Content Please rate the extent to which you agree with each statement below. My

preparation program/route to certification prepared me to:



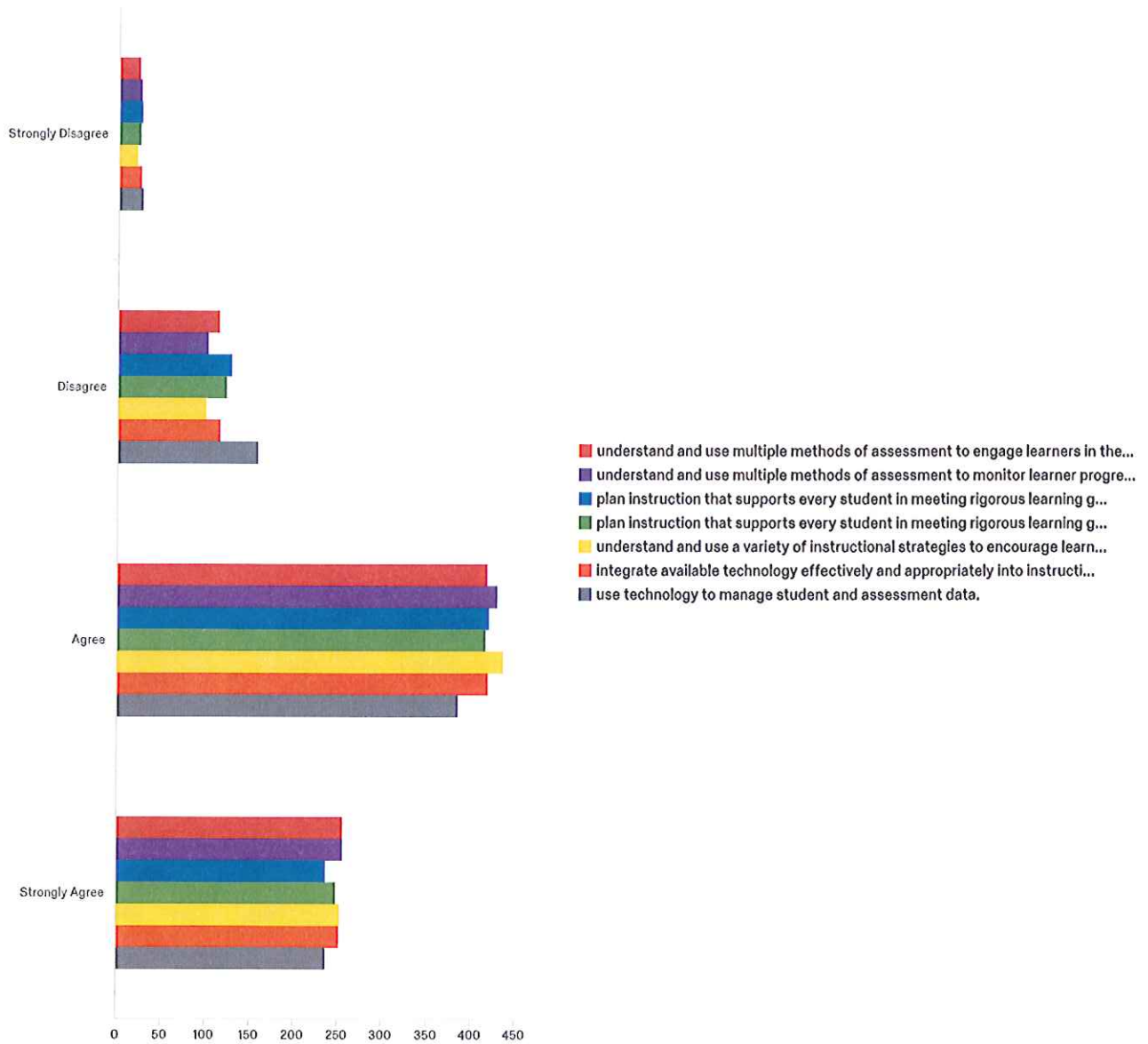
#	Field	Strongly Disagree	Disagree	Agree	Strongly Agree	Total
1	understand the central concepts, tools of inquiry, and structures of the discipline(s) I teach.	4.00% 35	11.87% 104	52.51% 460	31.62% 277	876
2	create learning experiences that make the discipline accessible and meaningful for learners to assure mastery of the content.	2.62% 23	14.37% 126	53.02% 465	29.99% 263	877
3	understand how to connect concepts to each other and to authentic local and global issues.	2.85% 25	15.07% 132	51.94% 455	30.14% 264	876
4	know how to use differing perspectives to engage learners in critical thinking, creativity, and collaborative problem solving.	2.39% 21	10.02% 88	53.99% 474	33.60% 295	878

Showing Rows: 1 - 4 Of 4

Bar graphs visually highlight the fact that, looking at the set of 4 questions measuring Content, far more respondents Agreed or Strongly Agreed, than Disagreed or Strongly Disagreed.

5. Instructional Practice Please rate the extent to which you agree with each statement

below. My preparation program/route to certification prepared me to:



#	Field	Strongly Disagree	Disagree	Agree	Strongly Agree	Total
1	understand and use multiple methods of assessment to engage learners in their own growth and guide learners' decision making.	2.94% 24	14.11% 115	51.41% 419	31.53% 257	815
2	understand and use multiple methods of assessment to monitor learner progress and to guide my decision making.	3.19% 26	12.52% 102	52.76% 430	31.53% 257	815

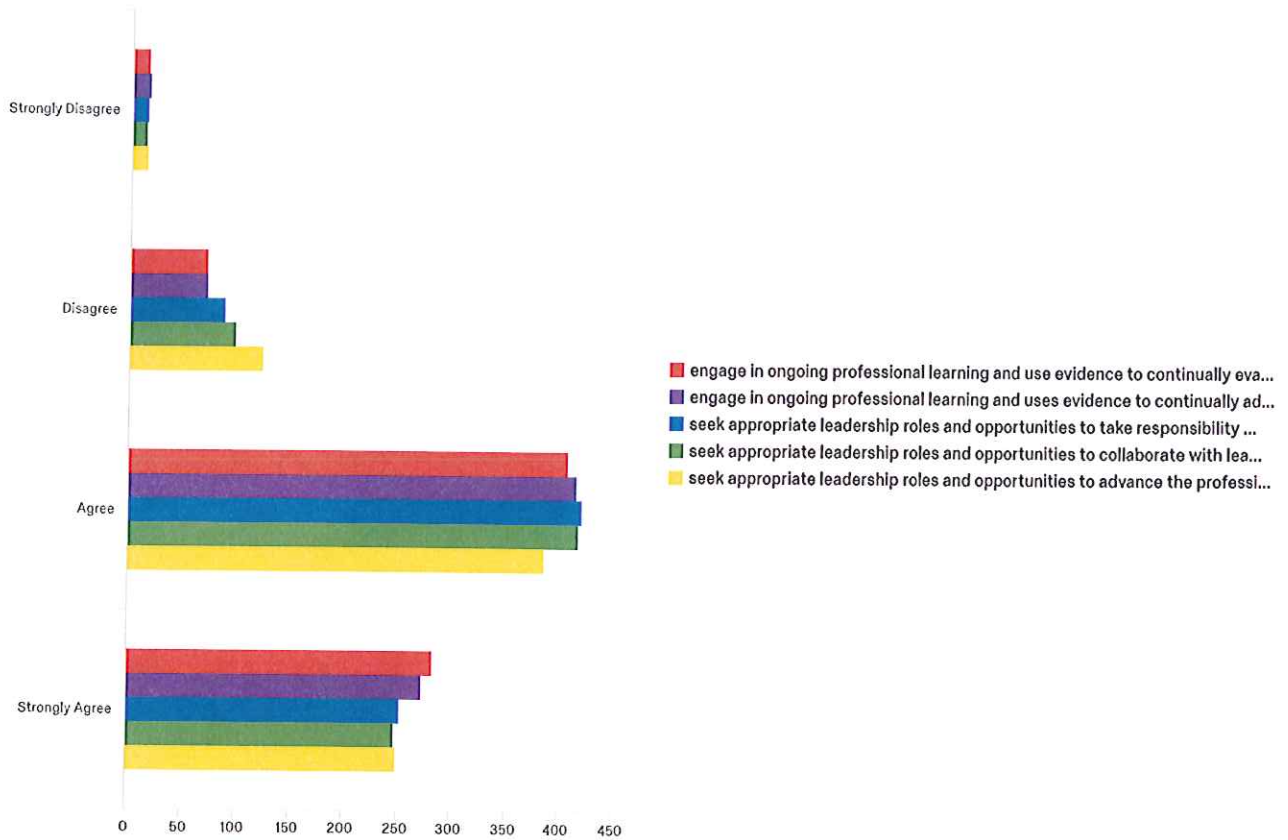
3	plan instruction that supports every student in meeting rigorous learning goals by drawing upon knowledge of content areas, curriculum, cross-disciplinary skills, and pedagogy.	3.32%	27	15.85%	129	51.72%	421	29.12%	237	814
4	plan instruction that supports every student in meeting rigorous learning goals by drawing upon knowledge of learners and the community context.	3.07%	25	15.11%	123	51.23%	417	30.59%	249	814
5	understand and use a variety of instructional strategies to encourage learners to develop deep understanding of content areas and their connections, and to build skills to apply knowledge in meaningful ways.	2.59%	21	12.32%	100	53.82%	437	31.28%	254	812
6	integrate available technology effectively and appropriately into instruction.	3.19%	26	14.23%	116	51.53%	420	31.04%	253	815
7	use technology to manage student and assessment data.	3.46%	28	19.63%	159	47.65%	386	29.26%	237	810

Showing Rows: 1 - 7 Of 7

Bar graphs visually highlight the fact that, looking at the set of 7 questions measuring Instructional Practice, far more respondents Agreed or Strongly Agreed, than Disagreed or Strongly Disagreed.

6. Professional Responsibility Please rate the extent to which you agree with each

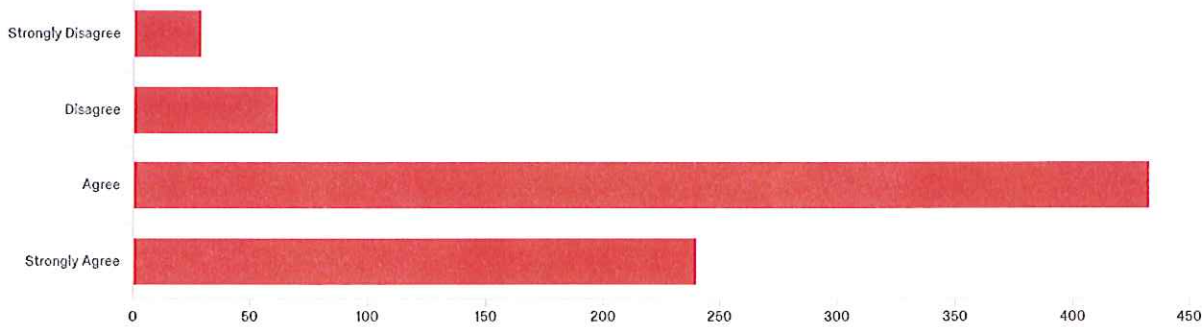
statement below. My preparation program/route to certification prepared me to:



#	Field	Strongly Disagree	Disagree	Agree	Strongly Agree	Total
1	engage in ongoing professional learning and use evidence to continually evaluate my practice, particularly the effects of my choices and actions on others (learners, families, other professionals, and the community).	2.05% 16	9.24% 72	52.37% 408	36.33% 283	779
2	engage in ongoing professional learning and uses evidence to continually adapt practice to meet the needs of each learner.	2.19% 17	9.25% 72	53.47% 416	35.09% 273	778
3	seek appropriate leadership roles and opportunities to take responsibility for student learning.	1.93% 15	11.33% 88	54.18% 421	32.56% 253	777
4	seek appropriate leadership roles and opportunities to collaborate with learners, families, colleagues, other school professionals, and community members to ensure learner growth.	1.80% 14	12.60% 98	53.73% 418	31.88% 248	778
5	seek appropriate leadership roles and opportunities to advance the profession.	1.94% 15	16.00% 124	49.81% 386	32.26% 250	775

Bar graphs visually highlight the fact that, looking at the set of 5 questions measuring Professional Responsibility, far more respondents Agreed or Strongly Agreed, than Disagreed or Strongly Disagreed.

7. Overall, my preparation/route to certification effectively prepared me to have a positive impact on P12 student learning and development.



#	Field	Choice Count
1	Strongly Disagree	3.80% 29
2	Disagree	8.12% 62
3	Agree	56.68% 433
4	Strongly Agree	31.41% 240
		764

Showing Rows: 1 - 5 Of 5



Student teaching.

Being a TA for 3 years on top of going through the state boot camp is what prepared me

The many different guest speakers that were brought in.

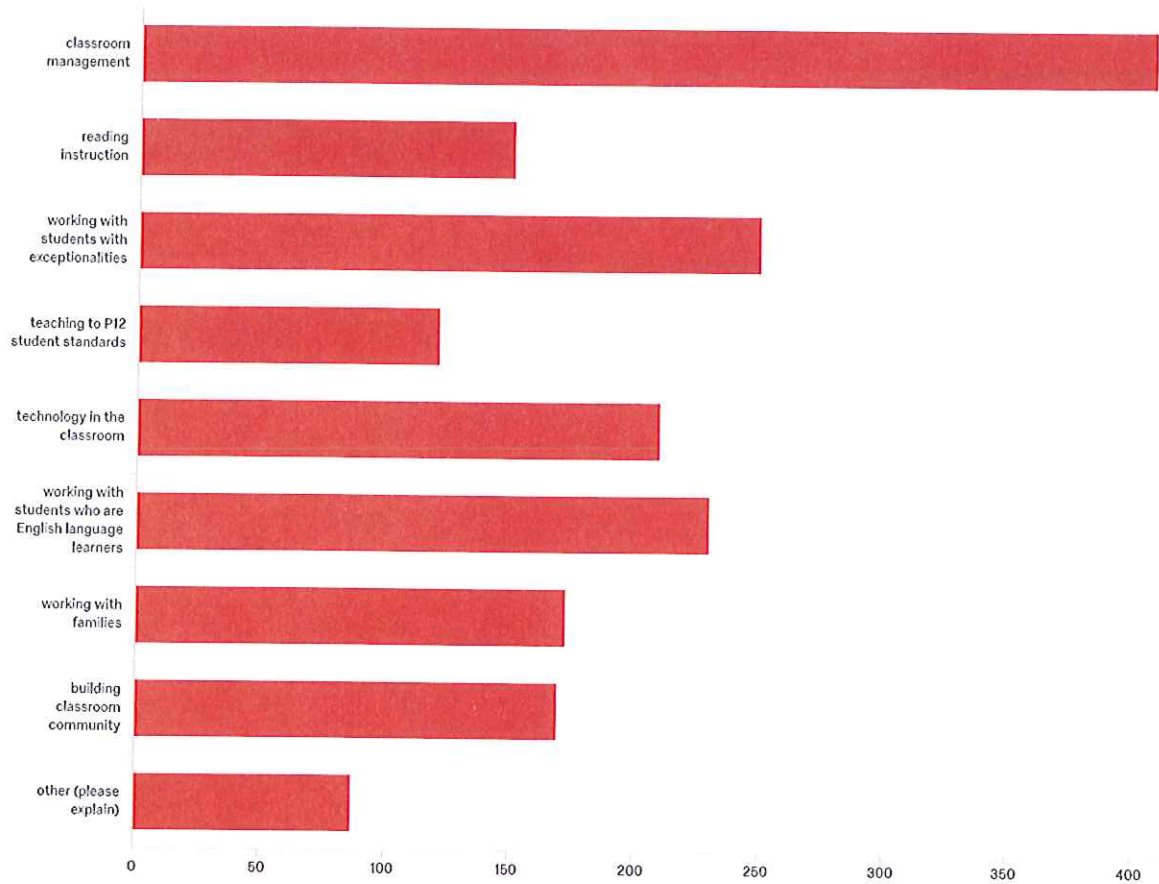
Classroom Management and Language Acquisition

Guidance and classroom management

A course that provided strategies for teaching ELL students.

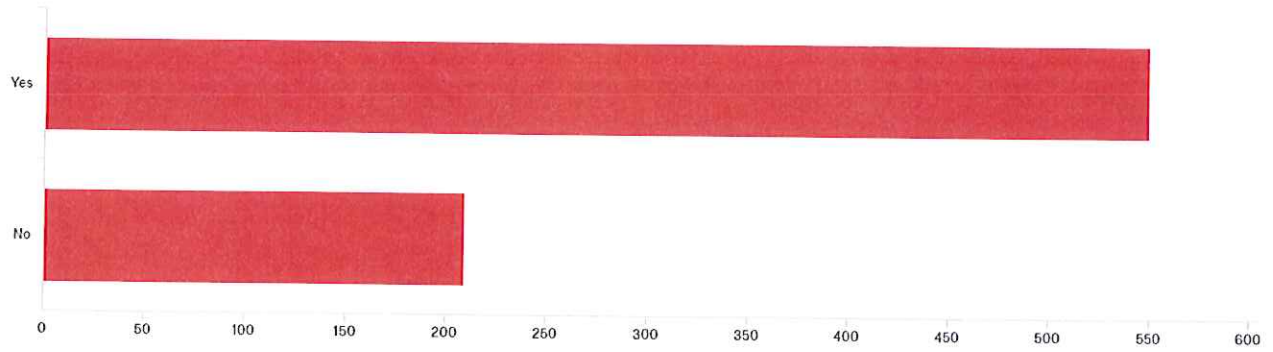
Showing Records: 1 - 445 Of 445

9. As you near the end of your first year of teaching, in what area(s) could you have used more preparation? (Please check all that apply)



#	Field	Choice Count
1	classroom management	22.71% 409
2	reading instruction	8.38% 151
3	working with students with exceptionalities	13.88% 250
4	teaching to P12 student standards	6.72% 121
5	technology in the classroom	11.66% 210
6	working with students who are English language learners	12.77% 230
7	working with families	9.61% 173
8	building classroom community	9.44% 170
9	other (please explain)	4.83% 87

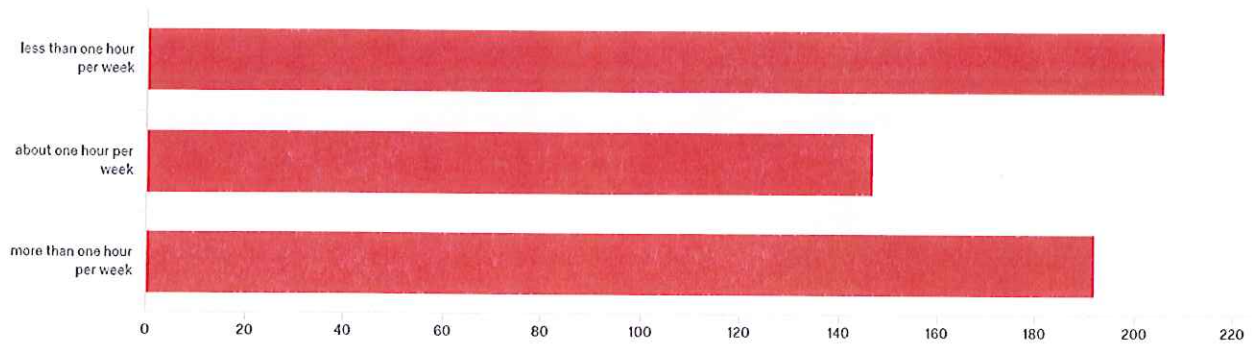
11. Were you assigned a mentor from your school district this school year?



#	Field	Choice Count
1	Yes	72.46% 550
2	No	27.54% 209
		759

Showing Rows: 1 - 3 Of 3

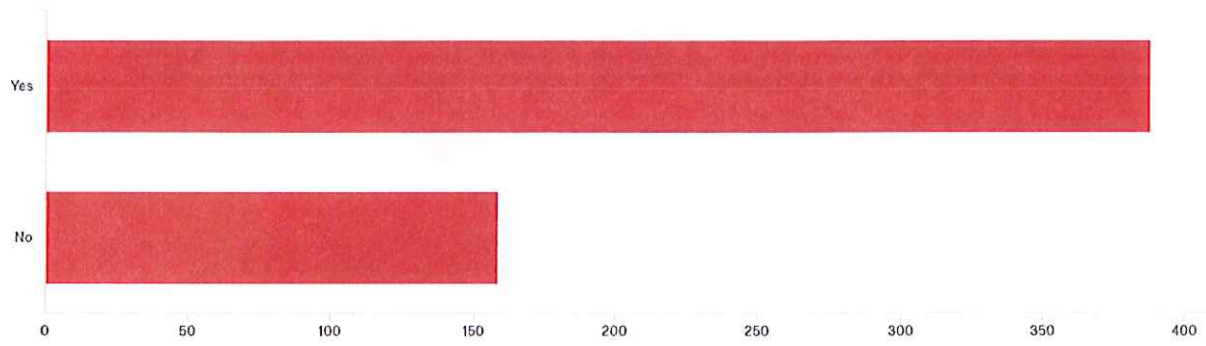
### 11a. How much time did you spend with your mentor teacher?



#	Field	Choice Count
1	less than one hour per week	37.80% 206
2	about one hour per week	26.97% 147
3	more than one hour per week	35.23% 192
		545

Showing Rows: 1 - 4 Of 4

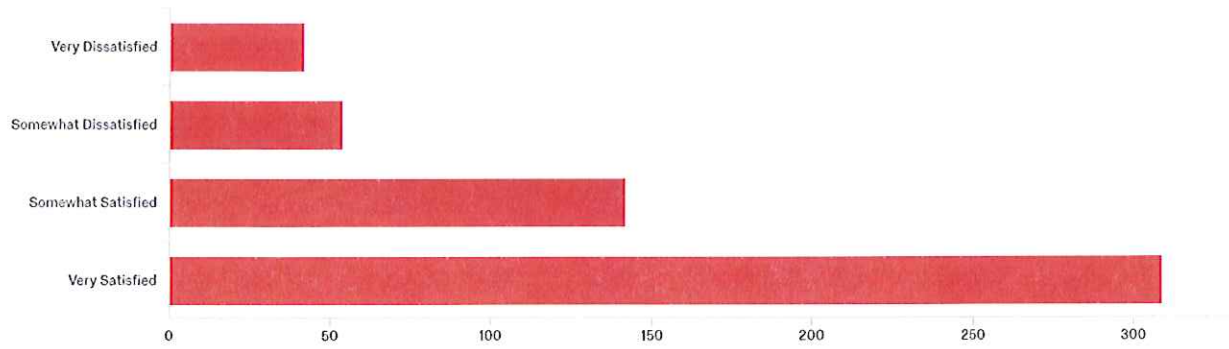
11b. Is your mentor in your same teaching area?



#	Field	Choice Count
1	Yes	70.93% 388
2	No	29.07% 159
		547

Showing Rows: 1 - 3 Of 3

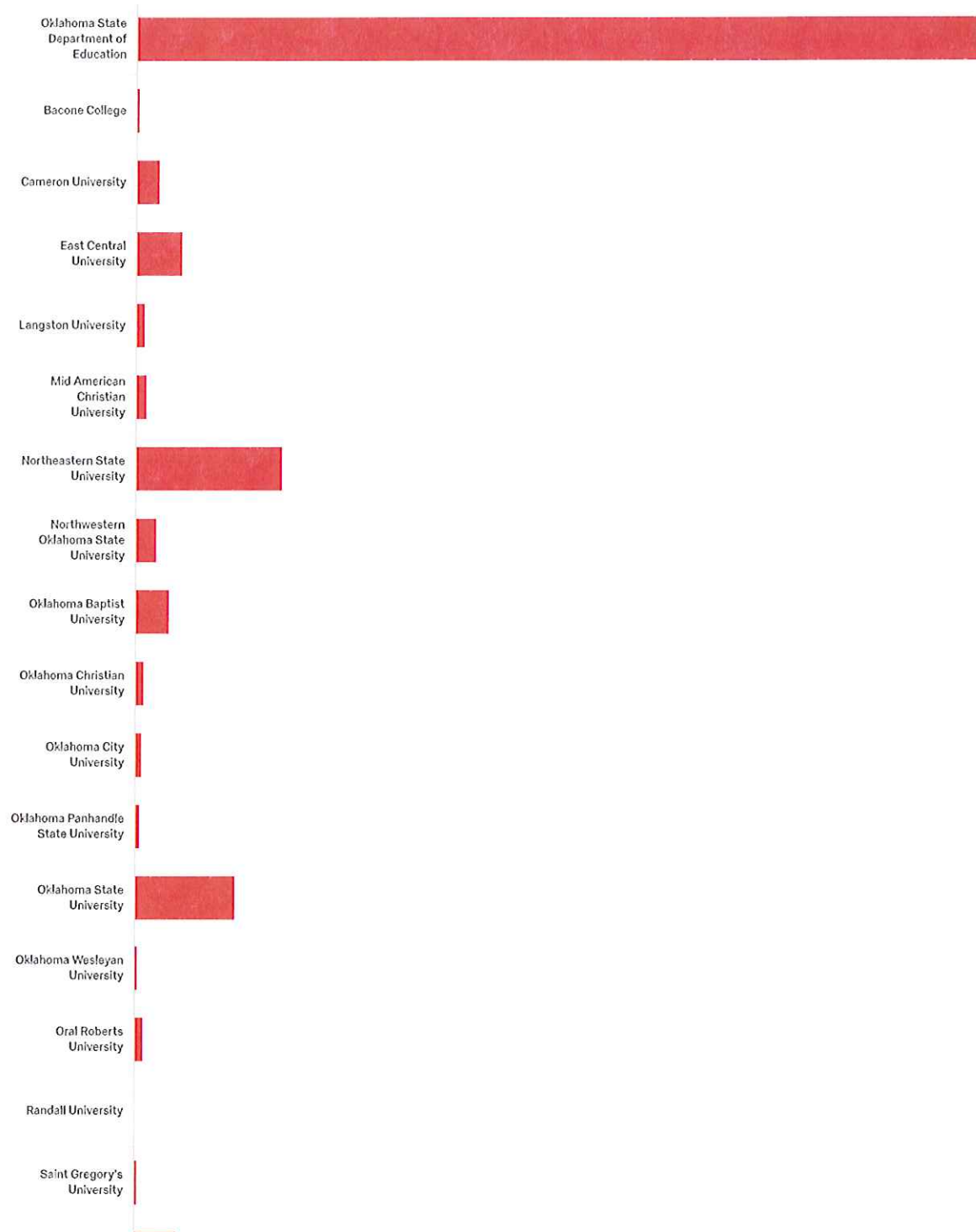
### 11c. How satisfied are you with your mentoring experience?

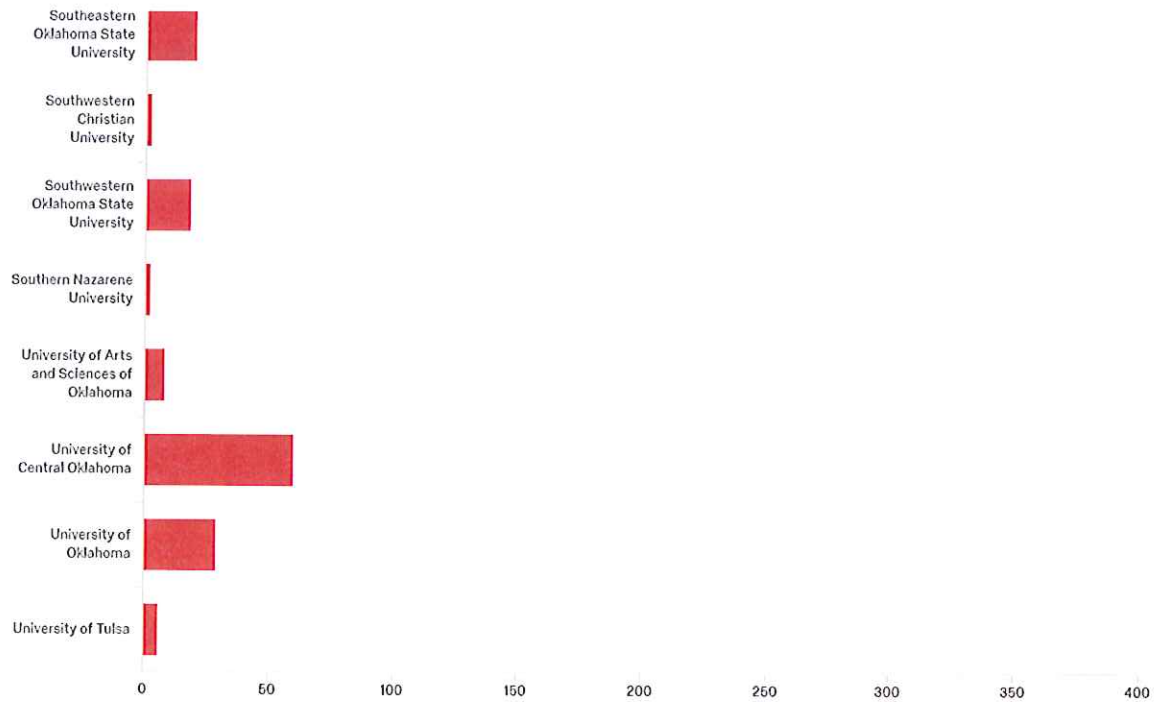


#	Field	Choice Count
1	Very Dissatisfied	7.68% 42
2	Somewhat Dissatisfied	9.87% 54
3	Somewhat Satisfied	25.96% 142
4	Very Satisfied	56.49% 309
		547

Showing Rows: 1 - 5 Of 5

12. From which of the following institutions did you receive recommendation for teacher certification? If you hold an alternative or emergency certificate please select Oklahoma State Department of Education.





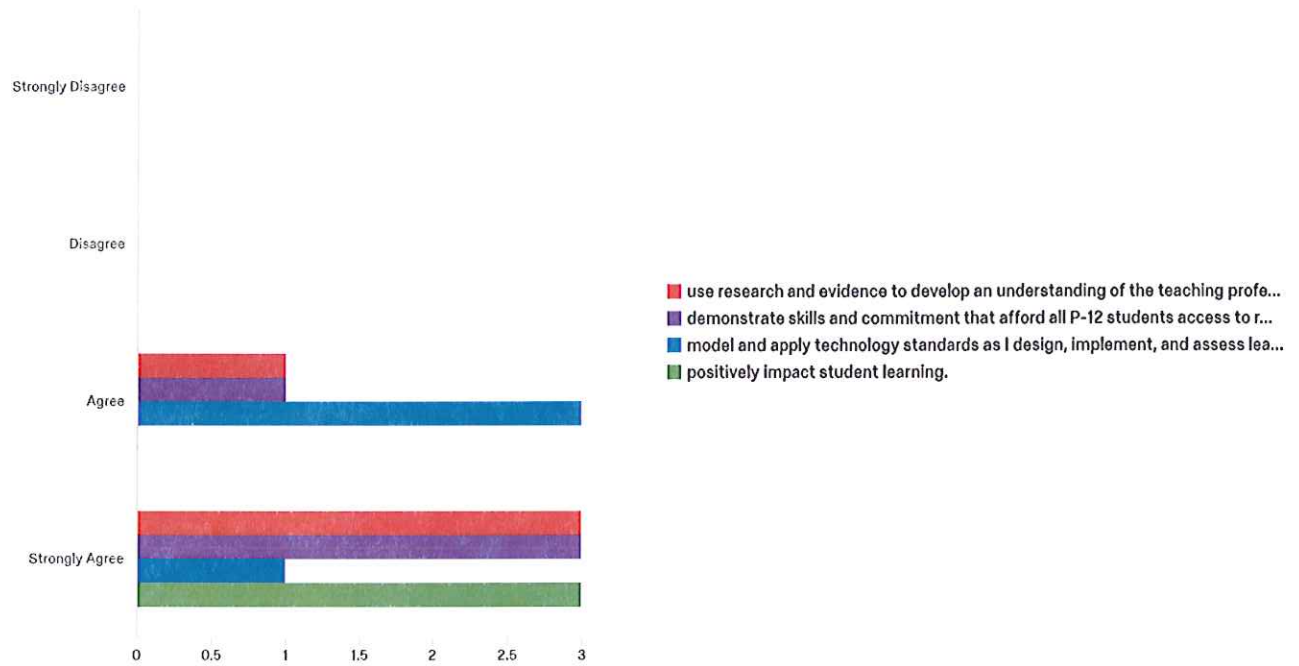
#	Field	Choice Count
1	Oklahoma State Department of Education	53.79% 404
2	Bacone College	0.13% 1
3	Cameron University	1.46% 11
4	East Central University	2.93% 22
5	Langston University	0.53% 4
6	Mid American Christian University	0.67% 5
7	Northeastern State University	9.32% 70
8	Northwestern Oklahoma State University	1.33% 10
9	Oklahoma Baptist University	2.13% 16
10	Oklahoma Christian University	0.53% 4
11	Oklahoma City University	0.40% 3
12	Oklahoma Panhandle State University	0.27% 2
13	Oklahoma State University	6.39% 48
14	Oklahoma Wesleyan University	0.13% 1
15	Oral Roberts University	0.53% 4
16	Randall University	0.00% 0
17	Saint Gregory's University	0.13% 1



18	Southeastern Oklahoma State University	2.66%	20
19	Southwestern Christian University	0.27%	2
20	Southwestern Oklahoma State University	2.40%	18
21	Southern Nazarene University	0.27%	2
22	University of Arts and Sciences of Oklahoma	1.07%	8
23	University of Central Oklahoma	7.99%	60
24	University of Oklahoma	3.86%	29
25	University of Tulsa	0.80%	6
			751

Showing Rows: 1 - 26 Of 26

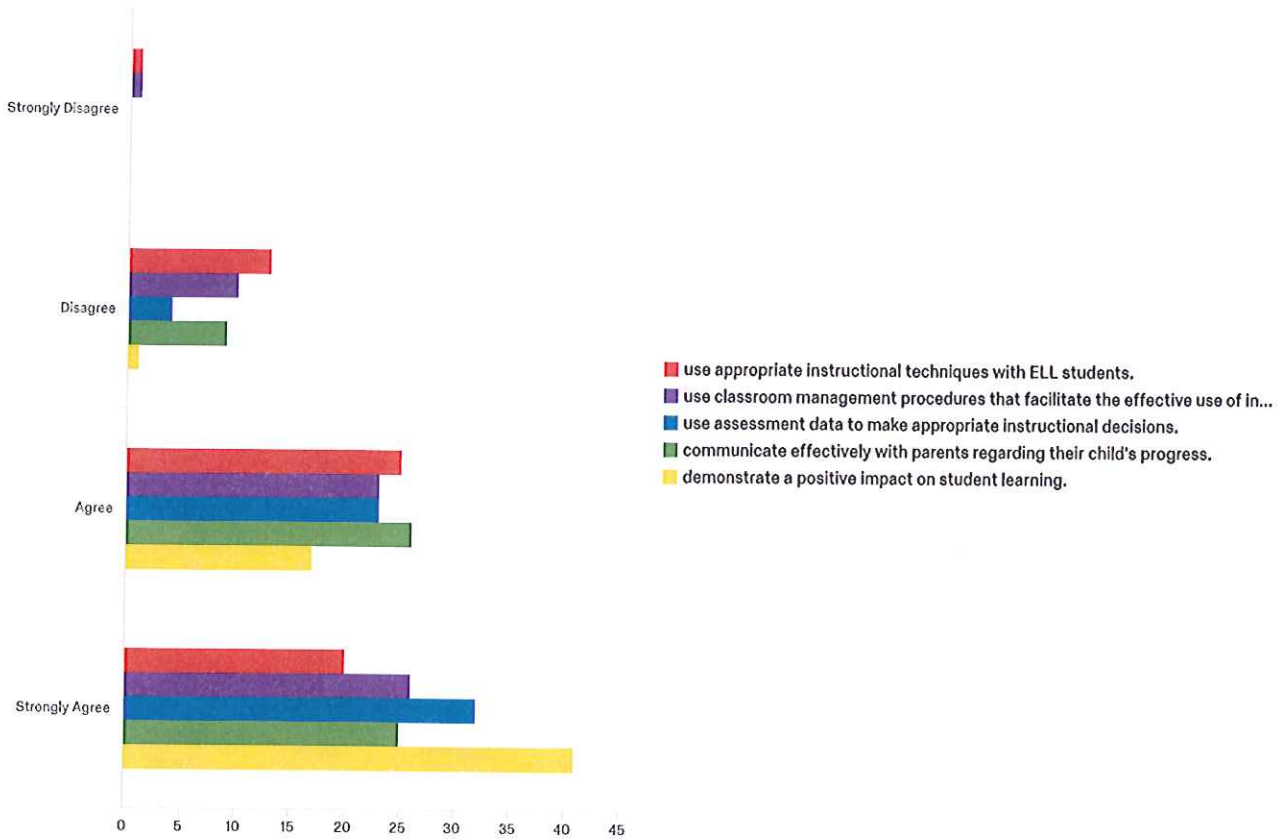
12b. The Oklahoma Christian University teacher preparation program prepare me to:



#	Field	Strongly Disagree	Disagree	Agree	Strongly Agree	Total
1	use research and evidence to develop an understanding of the teaching profession and use both to measure P-12 students' progress and my own professional practice.	0.00% 0	0.00% 0	25.00% 1	75.00% 3	4
2	demonstrate skills and commitment that afford all P-12 students access to rigorous college-and career-ready standards.	0.00% 0	0.00% 0	25.00% 1	75.00% 3	4
3	model and apply technology standards as I design, implement, and assess learning to engage students, improve learning, and enrich professional practice.	0.00% 0	0.00% 0	75.00% 3	25.00% 1	4
4	positively impact student learning.	0.00% 0	0.00% 0	0.00% 0	100.00% 3	3

Showing Rows: 1 - 4 Of 4

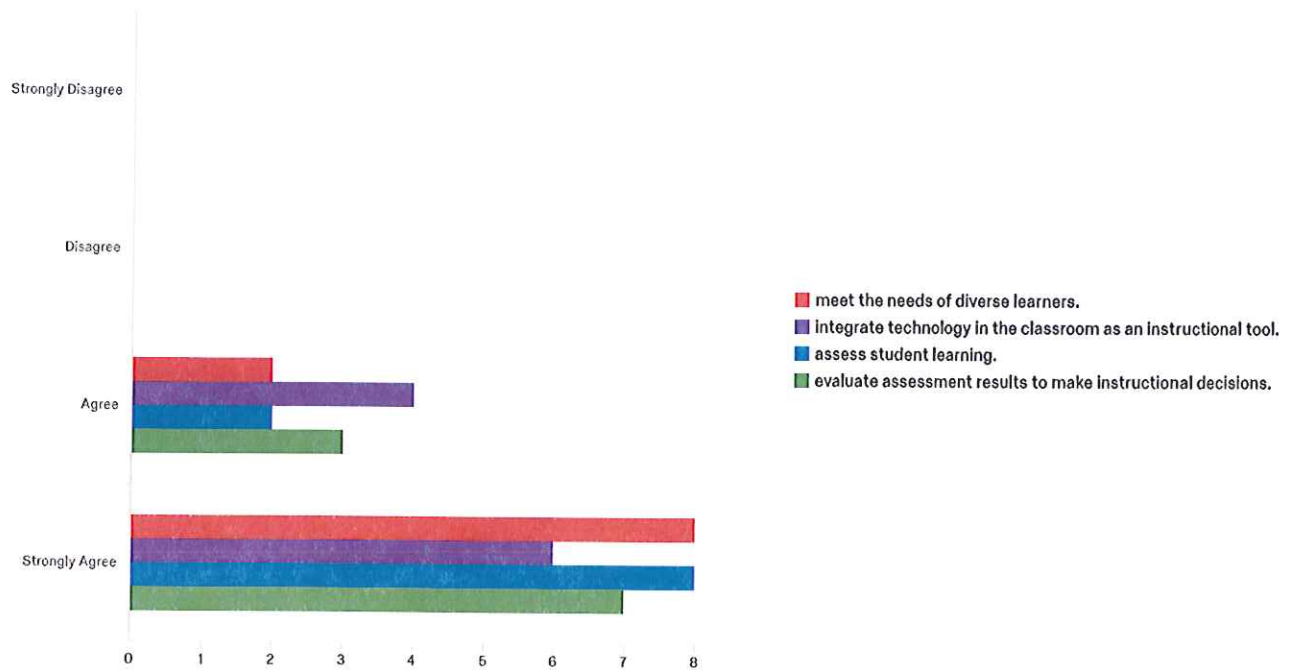
12c. The UCO teacher preparation program prepared me to:



#	Field	Strongly Disagree	Disagree	Agree	Strongly Agree	Total
1	use appropriate instructional techniques with ELL students.	1.69% 1	22.03% 13	42.37% 25	33.90% 20	59
2	use classroom management procedures that facilitate the effective use of instructional time, minimizing disruptions.	1.67% 1	16.67% 10	38.33% 23	43.33% 26	60
3	use assessment data to make appropriate instructional decisions.	0.00% 0	6.78% 4	38.98% 23	54.24% 32	59
4	communicate effectively with parents regarding their child's progress.	0.00% 0	15.00% 9	43.33% 26	41.67% 25	60
5	demonstrate a positive impact on student learning.	0.00% 0	1.69% 1	28.81% 17	69.49% 41	59

Showing Rows: 1 - 5 Of 5

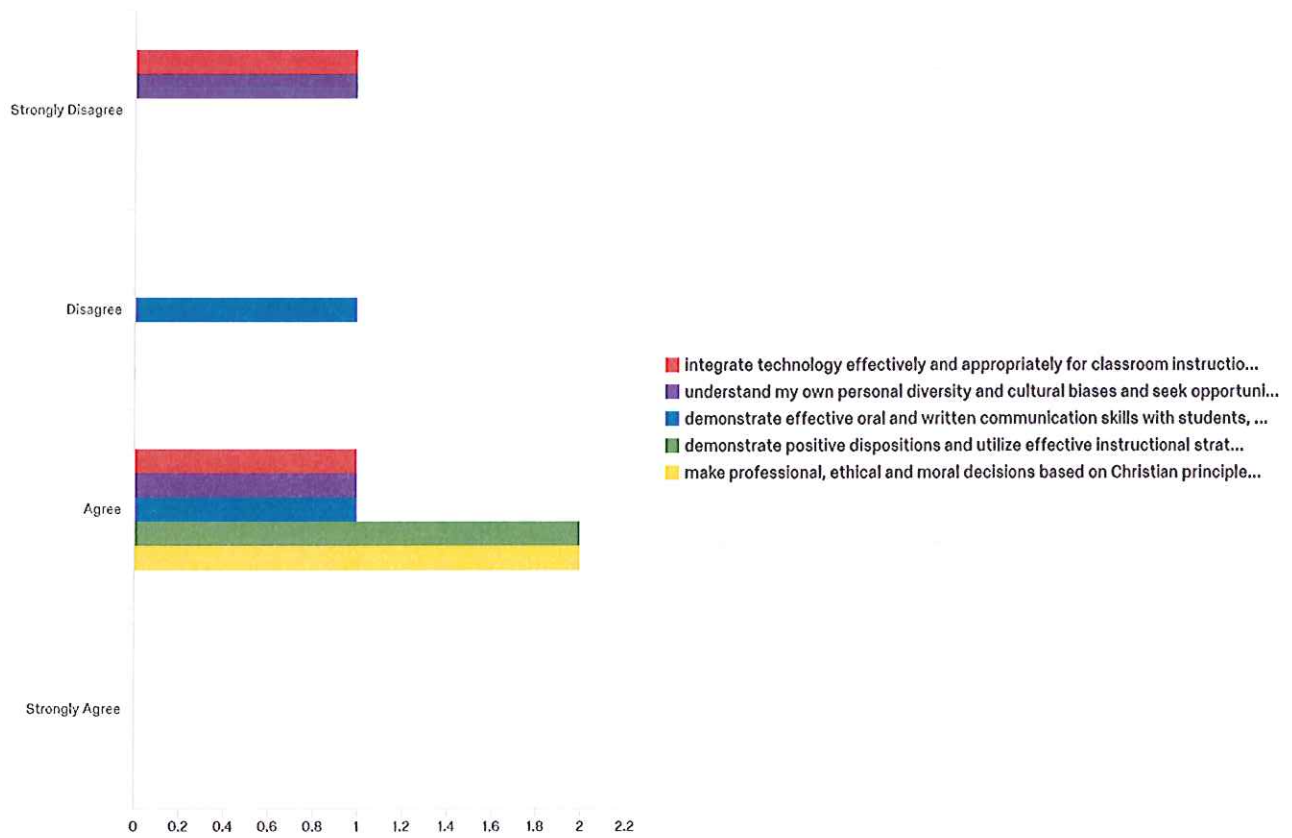
12d. The NWOSU teacher preparation program prepared me to:



#	Field	Strongly Disagree	Disagree	Agree	Strongly Agree	Total
1	meet the needs of diverse learners.	0.00% 0	0.00% 0	20.00% 2	80.00% 8	10
2	integrate technology in the classroom as an instructional tool.	0.00% 0	0.00% 0	40.00% 4	60.00% 6	10
3	assess student learning.	0.00% 0	0.00% 0	20.00% 2	80.00% 8	10
4	evaluate assessment results to make instructional decisions.	0.00% 0	0.00% 0	30.00% 3	70.00% 7	10

Showing Rows: 1 - 4 Of 4

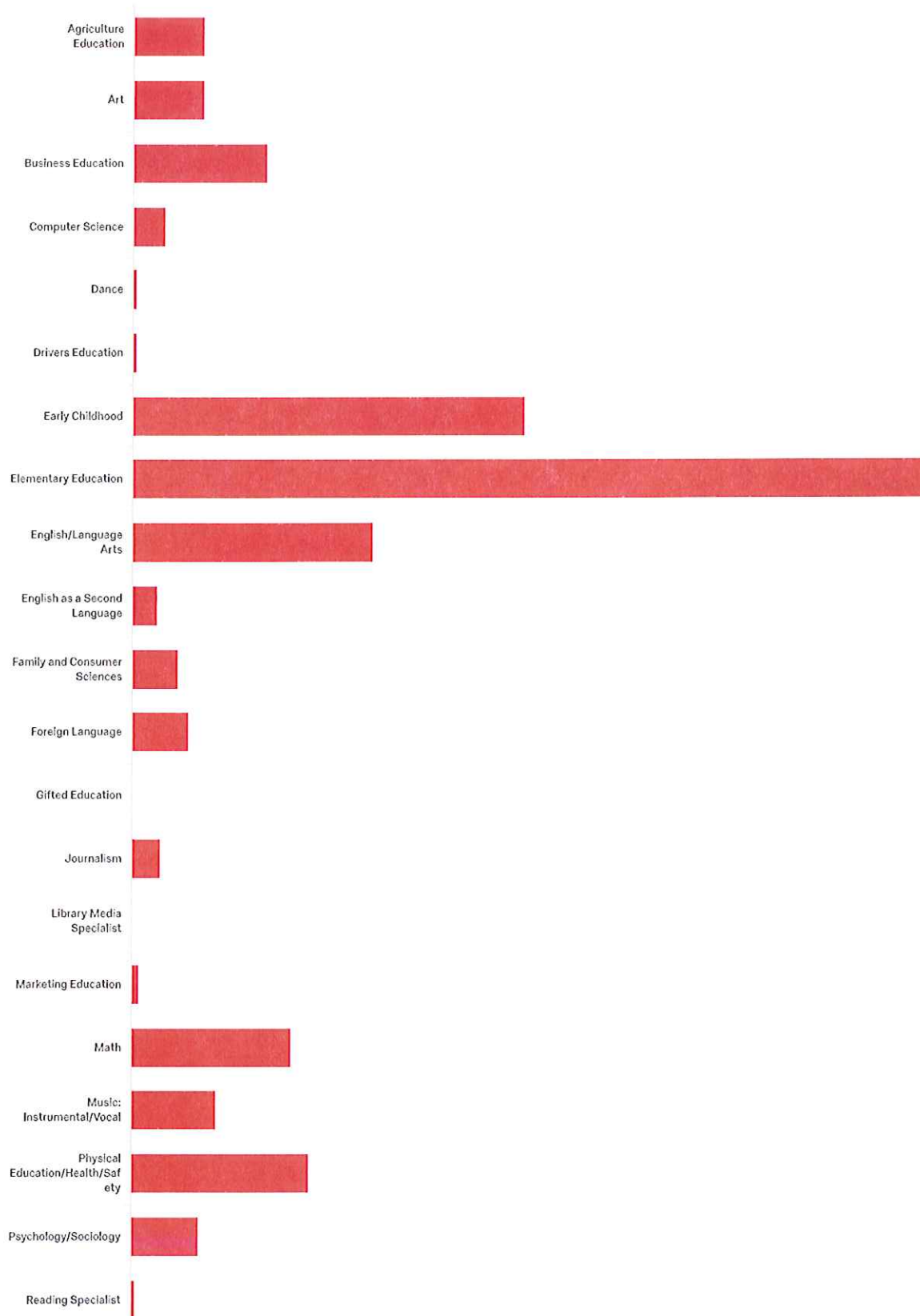
12e. The SNU teacher preparation program prepared me to:

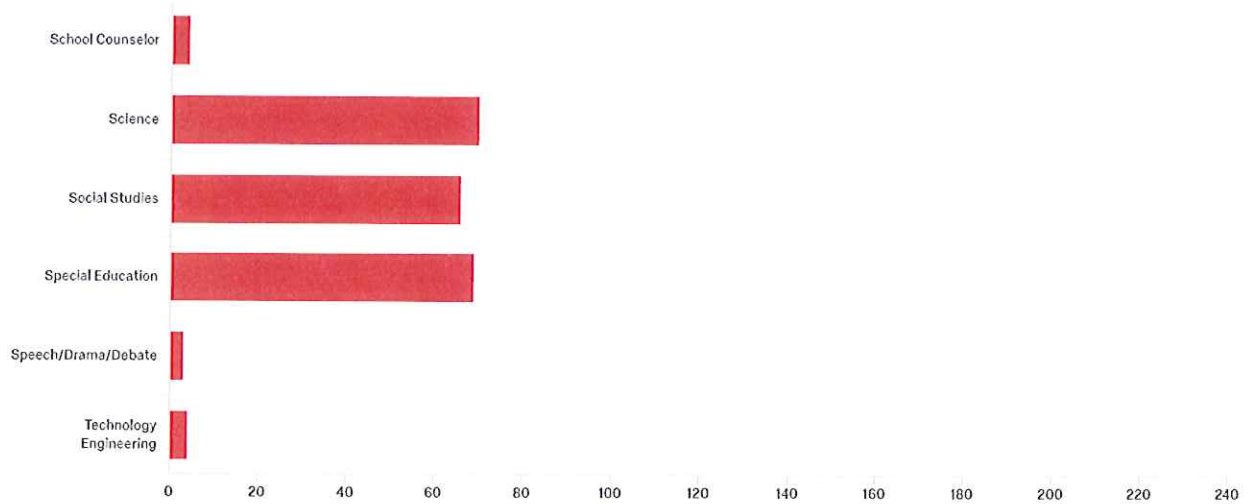


#	Field	Strongly Disagree	Disagree	Agree	Strongly Agree	Total
1	integrate technology effectively and appropriately for classroom instruction, student assessment and record keeping.	50.00% 1	0.00% 0	50.00% 1	0.00% 0	2
2	understand my own personal diversity and cultural biases and seek opportunities to learn more about my students' cultures.	50.00% 1	0.00% 0	50.00% 1	0.00% 0	2
3	demonstrate effective oral and written communication skills with students, colleagues, and families/caregivers.	0.00% 0	50.00% 1	50.00% 1	0.00% 0	2
4	demonstrate positive dispositions and utilize effective instructional strategies toward positively impacting P-12 student learning by demonstrating a commitment to the belief that ALL students in my classroom can learn.	0.00% 0	0.00% 0	100.00% 2	0.00% 0	2
5	make professional, ethical and moral decisions based on Christian principles.	0.00% 0	0.00% 0	100.00% 2	0.00% 0	2

Showing Rows: 1 - 5 Of 5

13. In what area(s) were you initially certified? (Please check all that apply)





#	Field	Choice Count
1	Agriculture Education	2.24% 20
2	Art	2.24% 20
3	Business Education	4.25% 38
4	Computer Science	1.01% 9
5	Dance	0.11% 1
6	Drivers Education	0.11% 1
7	Early Childhood	12.42% 111
8	Elementary Education	25.17% 225
9	English/Language Arts	7.61% 68
10	English as a Second Language	0.78% 7
11	Family and Consumer Sciences	1.45% 13
12	Foreign Language	1.79% 16
13	Gifted Education	0.00% 0
14	Journalism	0.89% 8
15	Library Media Specialist	0.00% 0
16	Marketing Education	0.22% 2
17	Math	5.03% 45
18	Music: Instrumental/Vocal	2.68% 24
19	Physical Education/Health/Safety	5.59% 50
20	Psychology/Sociology	2.13% 19

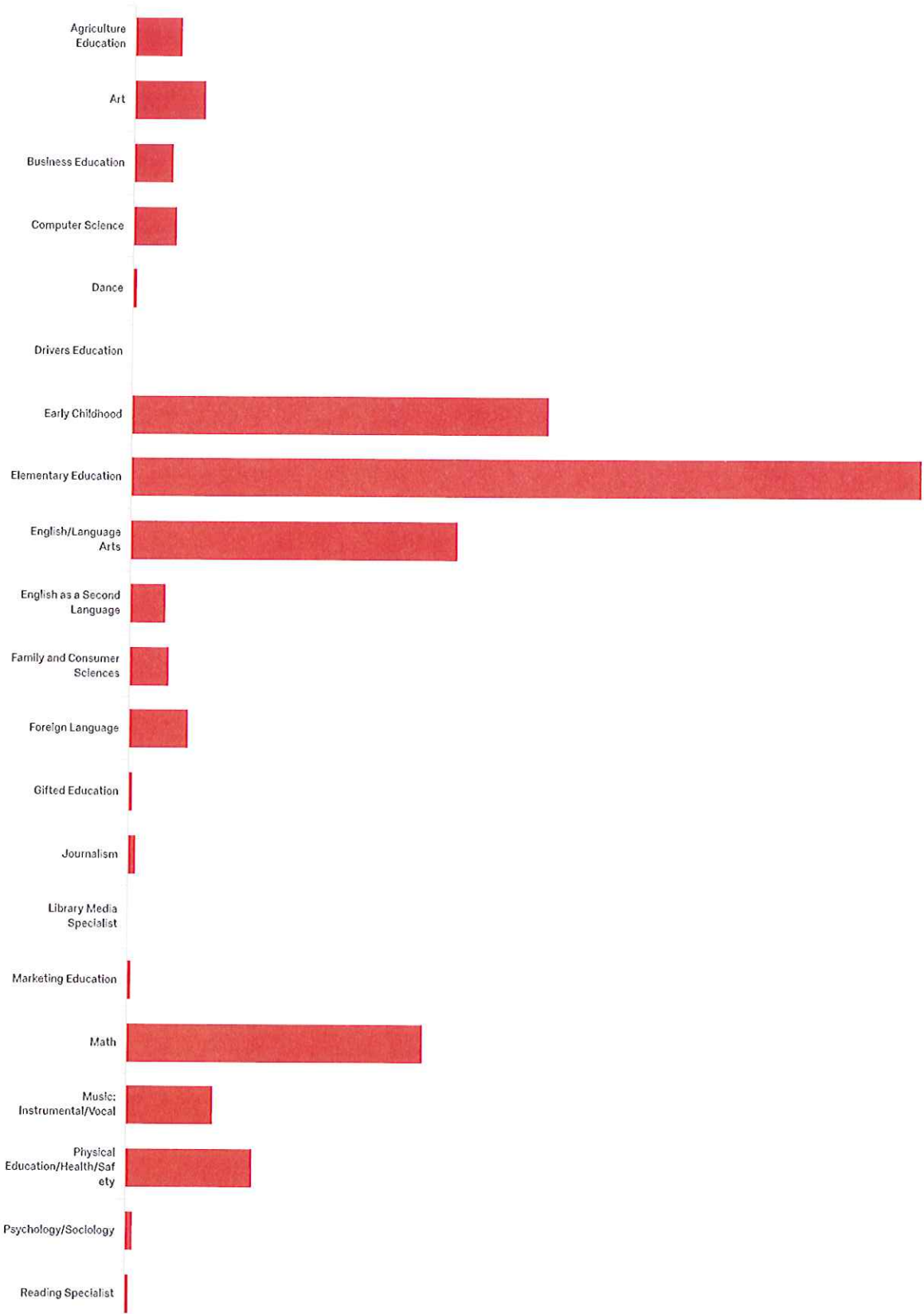
21	Reading Specialist	0.11%	1
22	School Counselor	0.45%	4
23	Science	7.83%	70
24	Social Studies	7.38%	66
25	Special Education	7.72%	69
26	Speech/Drama/Debate	0.34%	3
27	Technology Engineering	0.45%	4

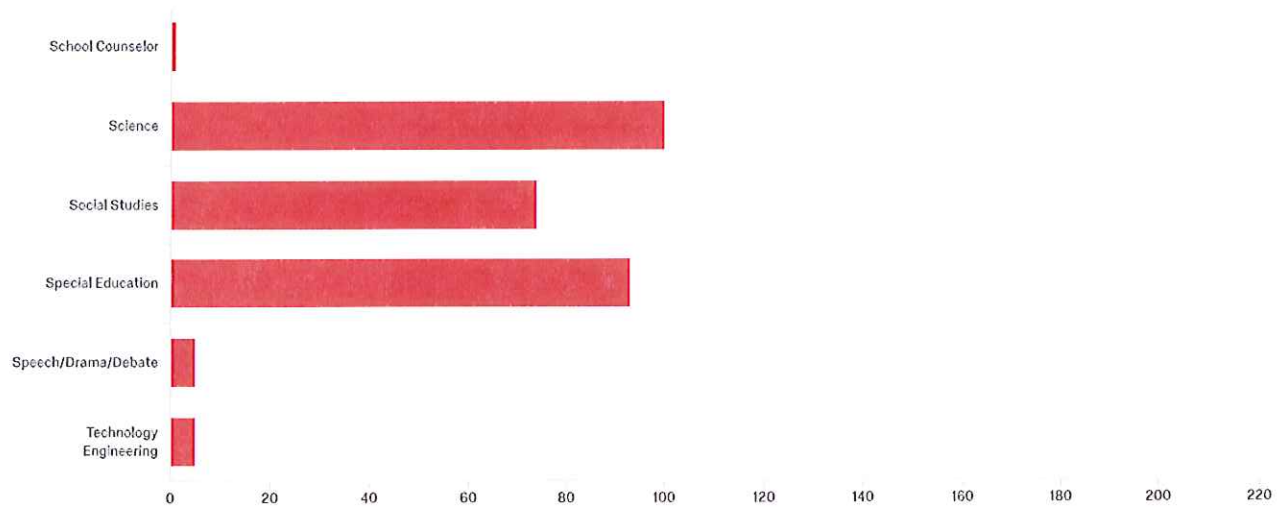
894

Showing Rows: 1 - 28 Of 28



14. What is your current primary teaching assignment? (Please check all that apply)



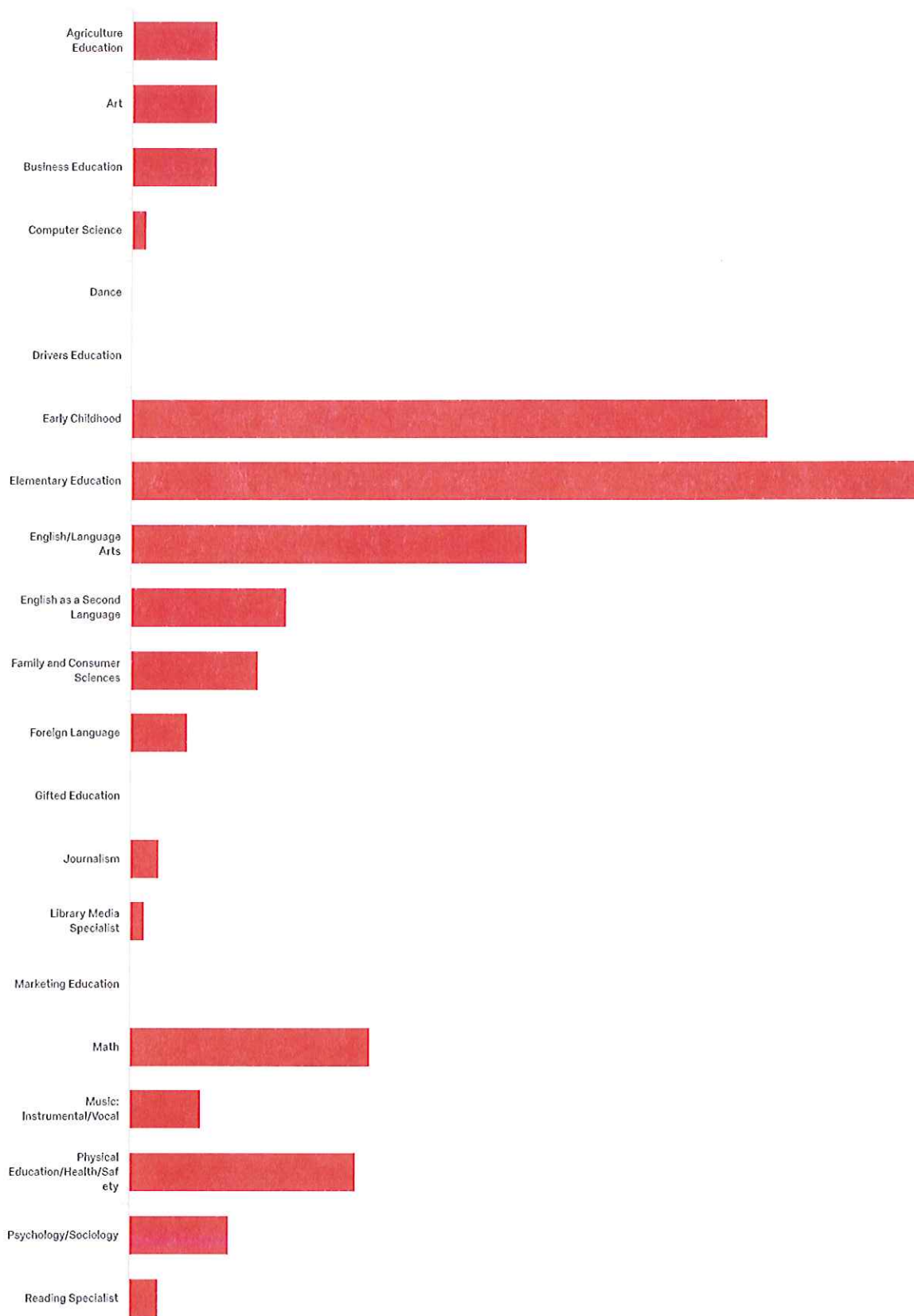


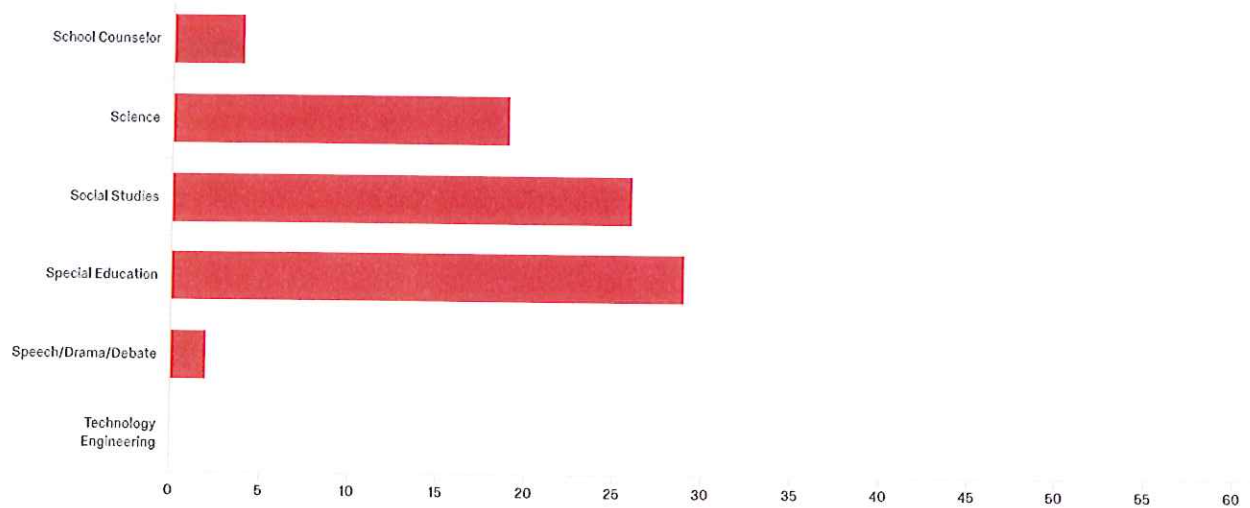
#	Field	Choice Count
1	Agriculture Education	1.35% 12
2	Art	2.02% 18
3	Business Education	1.12% 10
4	Computer Science	1.24% 11
5	Dance	0.11% 1
6	Drivers Education	0.00% 0
7	Early Childhood	11.91% 106
8	Elementary Education	22.58% 201
9	English/Language Arts	9.33% 83
10	English as a Second Language	1.01% 9
11	Family and Consumer Sciences	1.12% 10
12	Foreign Language	1.69% 15
13	Gifted Education	0.11% 1
14	Journalism	0.22% 2
15	Library Media Specialist	0.00% 0
16	Marketing Education	0.11% 1
17	Math	8.43% 75
18	Music: Instrumental/Vocal	2.47% 22
19	Physical Education/Health/Safety	3.60% 32
20	Psychology/Sociology	0.22% 2

21	Reading Specialist	0.11%	1
22	School Counselor	0.11%	1
23	Science	11.24%	100
24	Social Studies	8.31%	74
25	Special Education	10.45%	93
26	Speech/Drama/Debate	0.56%	5
27	Technology Engineering	0.56%	5
			890

Showing Rows: 1 - 28 Of 28

15. In what additional area(s) are you certified? (Please check all that apply)



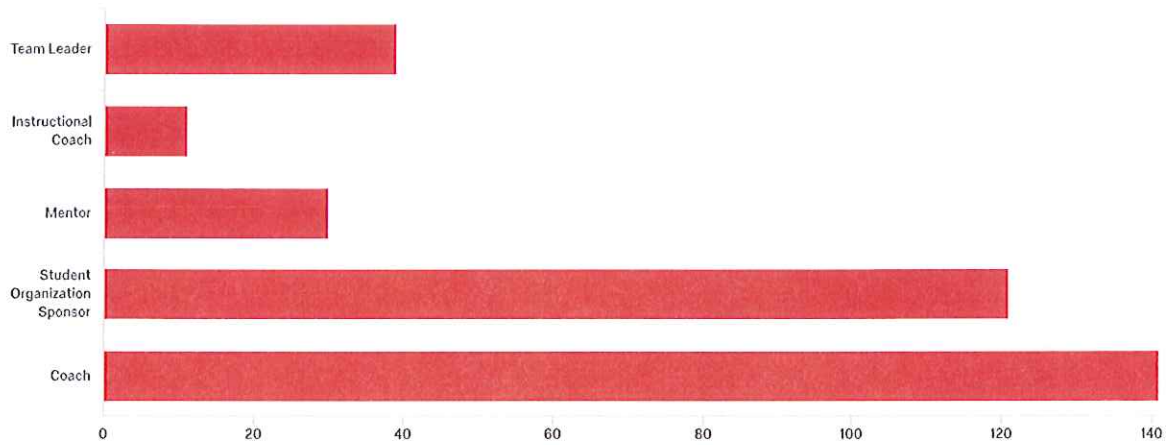


#	Field	Choice Count
1	Agriculture Education	1.99% 6
2	Art	1.99% 6
3	Business Education	1.99% 6
4	Computer Science	0.33% 1
5	Dance	0.00% 0
6	Drivers Education	0.00% 0
7	Early Childhood	14.90% 45
8	Elementary Education	18.54% 56
9	English/Language Arts	9.27% 28
10	English as a Second Language	3.64% 11
11	Family and Consumer Sciences	2.98% 9
12	Foreign Language	1.32% 4
13	Gifted Education	0.00% 0
14	Journalism	0.66% 2
15	Library Media Specialist	0.33% 1
16	Marketing Education	0.00% 0
17	Math	5.63% 17
18	Music: Instrumental/Vocal	1.66% 5
19	Physical Education/Health/Safety	5.30% 16
20	Psychology/Sociology	2.32% 7

21	Reading Specialist	0.66%	2
22	School Counselor	1.32%	4
23	Science	6.29%	19
24	Social Studies	8.61%	26
25	Special Education	9.60%	29
26	Speech/Drama/Debate	0.66%	2
27	Technology Engineering	0.00%	0
			302

Showing Rows: 1 - 28 Of 28

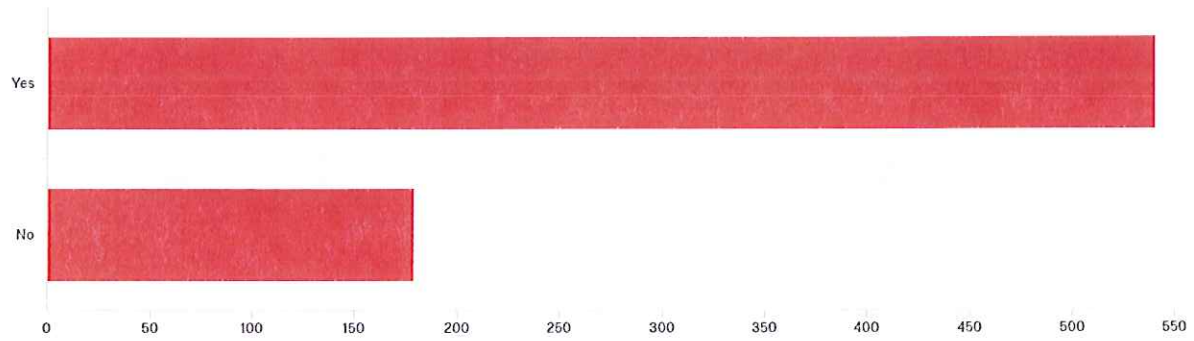
16. What other roles do you fill at your school? (Please check all that apply)



#	Field	Choice Count
1	Team Leader	11.40% 39
2	Instructional Coach	3.22% 11
3	Mentor	8.77% 30
4	Student Organization Sponsor	35.38% 121
5	Coach	41.23% 141
		342

Showing Rows: 1 - 6 Of 6

### 17. Do you teach at a Title I school?




#	Field	Choice Count
1	Yes	75.14% 541
2	No	24.86% 179
		720

Showing Rows: 1 - 3 Of 3



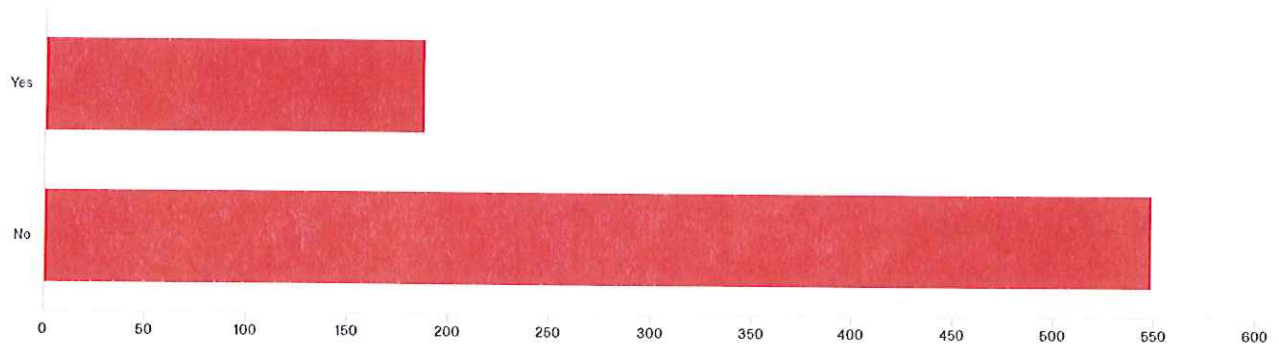
18. Which of the following describes your school district?



#	Field	Choice Count
1	Rural	36.49% 270
2	Urban	36.89% 273
3	Suburban	26.62% 197
		740

Showing Rows: 1 - 4 Of 4

19. As a high school student, did you participate in any programs or classes that influenced your decision to become a teacher?



#	Field	Choice Count
1	Yes	25.51% 188
2	No	74.49% 549
		737

Showing Rows: 1 - 3 Of 3