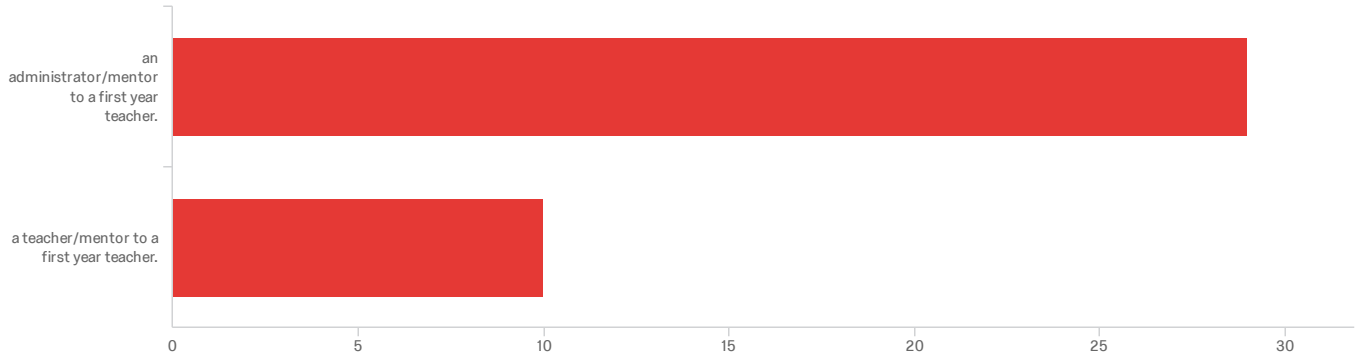


Default Report

OEQA Mentor/Administrator Survey 2019

June 13, 2019 10:27 PM CDT

Q5 - The person completing this survey is:



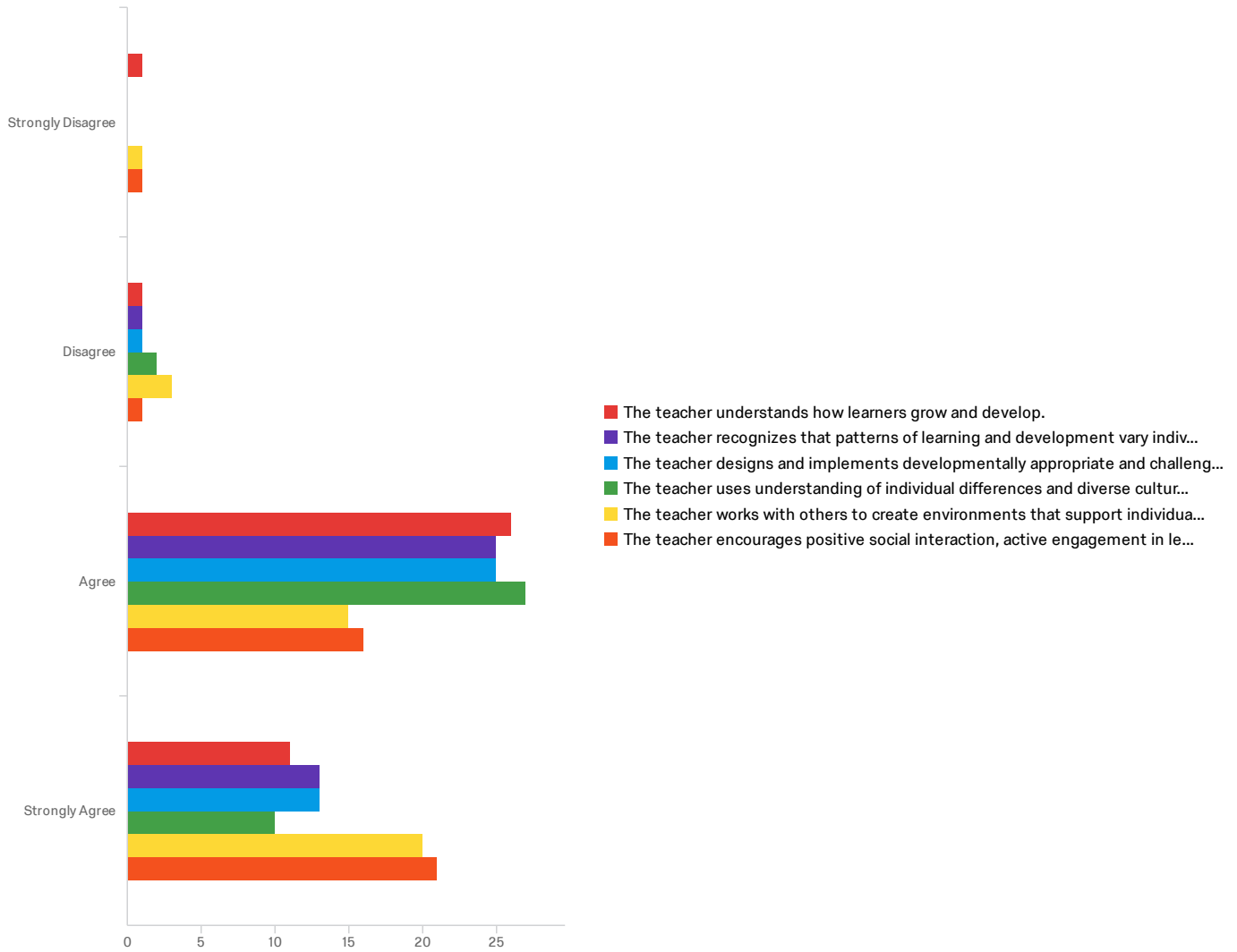
#	Field	Choice Count
1	an administrator/mentor to a first year teacher.	74.36% 29
2	a teacher/mentor to a first year teacher.	25.64% 10

39

Showing rows 1 - 3 of 3

2. The Learner and Learning Please rate the extent to which you agree that each

statement is true of [ExternalDataReference].



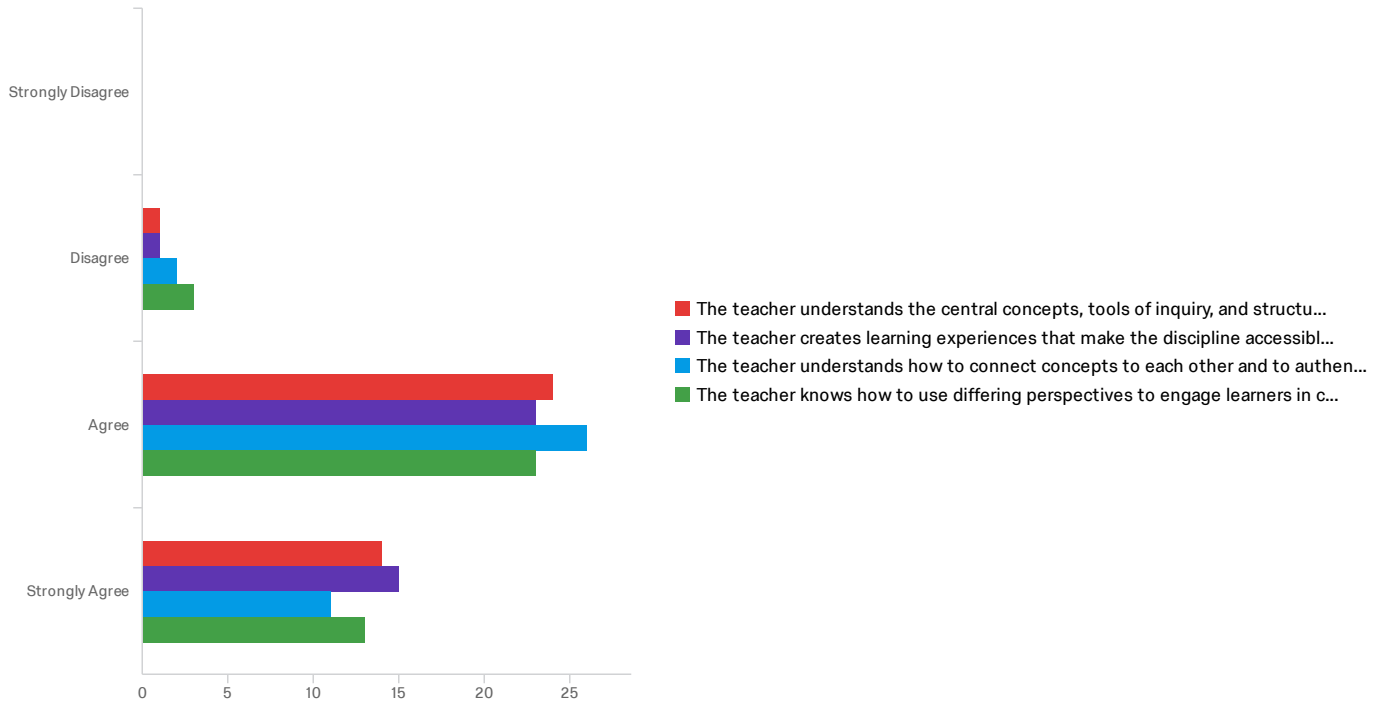
#	Field	Strongly Disagree	Disagree	Agree	Strongly Agree	Total
1	The teacher understands how learners grow and develop.	2.56% 1	2.56% 1	66.67% 26	28.21% 11	39
2	The teacher recognizes that patterns of learning and development vary individually within and across the cognitive, linguistic, social, emotional, and physical areas.	0.00% 0	2.56% 1	64.10% 25	33.33% 13	39
3	The teacher designs and implements developmentally appropriate and challenging learning experiences.	0.00% 0	2.56% 1	64.10% 25	33.33% 13	39
4	The teacher uses understanding of individual differences and diverse cultures and communities to ensure inclusive learning environments that enable each learner to meet high standards.	0.00% 0	5.13% 2	69.23% 27	25.64% 10	39

#	Field	Strongly Disagree	Disagree	Agree	Strongly Agree	Total
5	The teacher works with others to create environments that support individual and collaborative learning.	2.56% 1	7.69% 3	38.46% 15	51.28% 20	39
6	The teacher encourages positive social interaction, active engagement in learning, and self-motivation.	2.56% 1	2.56% 1	41.03% 16	53.85% 21	39

Showing rows 1 - 6 of 6

3. Content Please rate the extent to which you agree that each statement is true of

[ExternalDataReference].

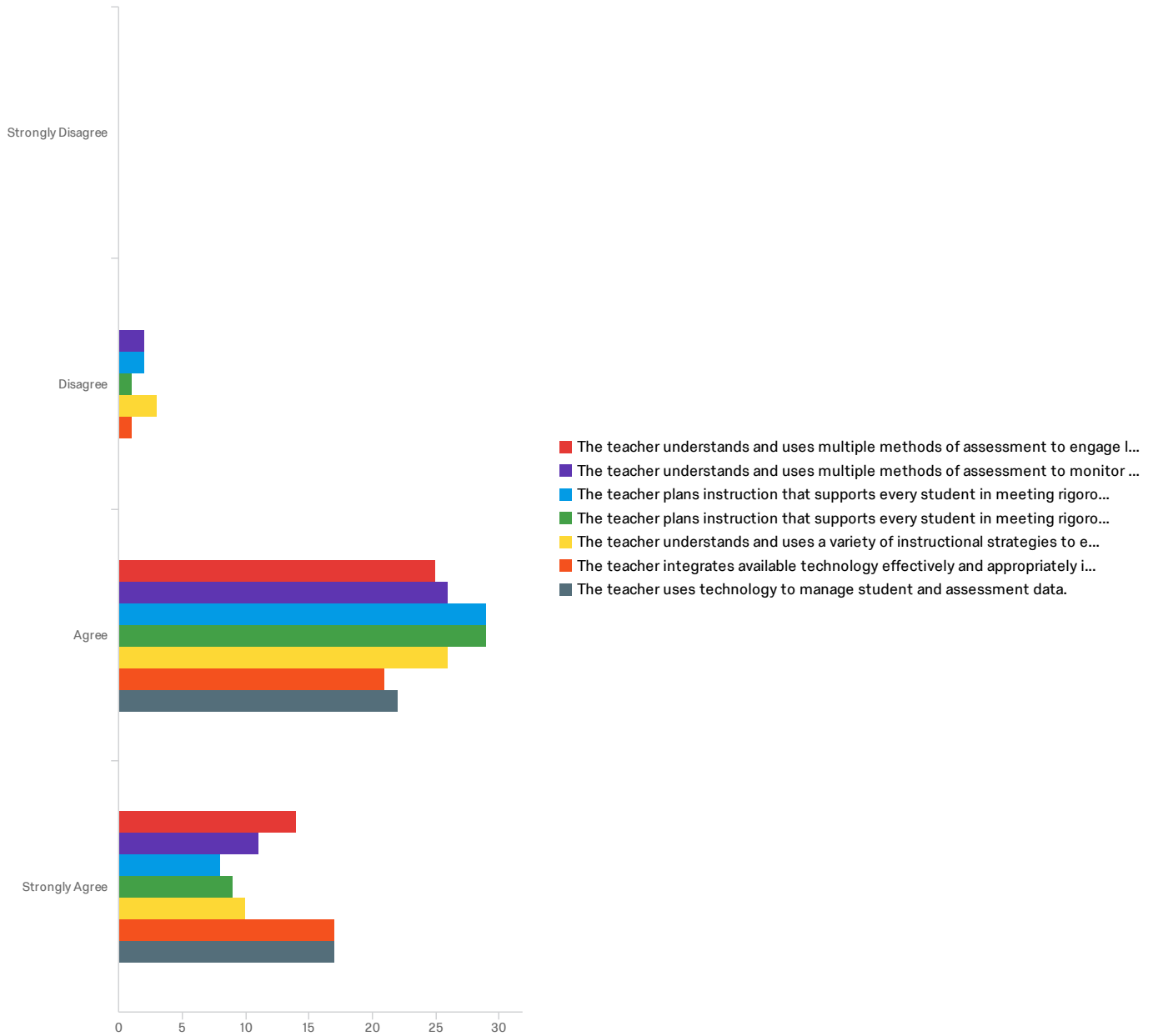


#	Field	Strongly Disagree	Disagree	Agree	Strongly Agree	Total
1	The teacher understands the central concepts, tools of inquiry, and structures of the discipline(s) he or she teaches.	0.00% 0	2.56% 1	61.54% 24	35.90% 14	39
2	The teacher creates learning experiences that make the discipline accessible and meaningful for learners to assure mastery of the content.	0.00% 0	2.56% 1	58.97% 23	38.46% 15	39
3	The teacher understands how to connect concepts to each other and to authentic local and global issues.	0.00% 0	5.13% 2	66.67% 26	28.21% 11	39
4	The teacher knows how to use differing perspectives to engage learners in critical thinking, creativity, and collaborative problem solving.	0.00% 0	7.69% 3	58.97% 23	33.33% 13	39

Showing rows 1 - 4 of 4

4. Instructional Practice Please rate the extent to which you agree that each statement is

true of [ExternalDataReference].



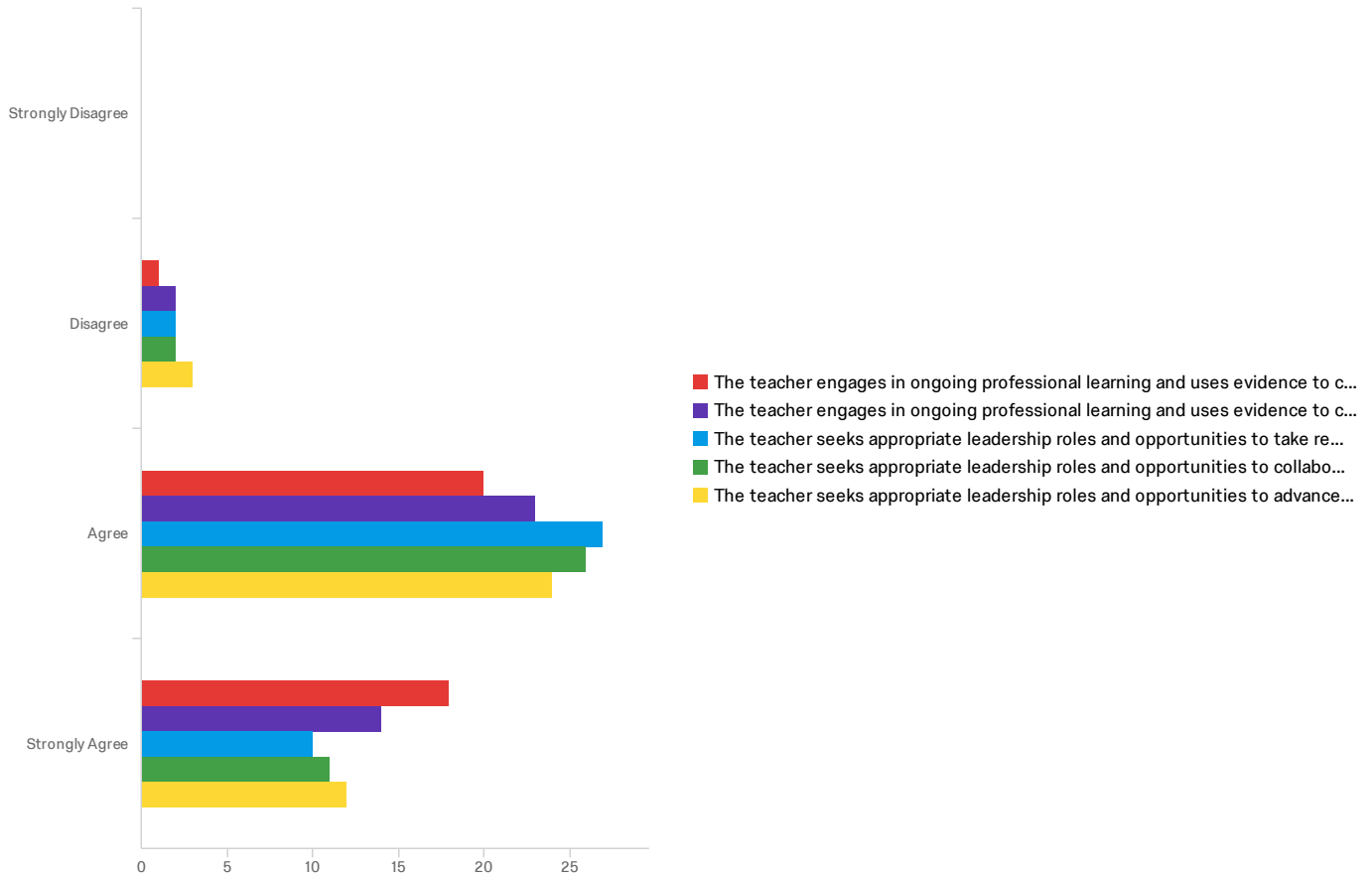
#	Field	Strongly Disagree	Disagree	Agree	Strongly Agree	Total
1	The teacher understands and uses multiple methods of assessment to engage learners in their own growth and guide learners' decision making.	0.00% 0	0.00% 0	64.10% 25	35.90% 14	39
2	The teacher understands and uses multiple methods of assessment to monitor learner progress and to guide his/her decision making.	0.00% 0	5.13% 2	66.67% 26	28.21% 11	39

#	Field	Strongly Disagree	Disagree	Agree	Strongly Agree	Total
3	The teacher plans instruction that supports every student in meeting rigorous learning goals by drawing upon knowledge of content areas, curriculum, cross-disciplinary skills, and pedagogy.	0.00% 0	5.13% 2	74.36% 29	20.51% 8	39
4	The teacher plans instruction that supports every student in meeting rigorous learning goals by drawing upon knowledge of learners and the community context.	0.00% 0	2.56% 1	74.36% 29	23.08% 9	39
5	The teacher understands and uses a variety of instructional strategies to encourage learners to develop deep understanding of content areas and their connections, and to build skills to apply knowledge in meaningful ways.	0.00% 0	7.69% 3	66.67% 26	25.64% 10	39
6	The teacher integrates available technology effectively and appropriately into instruction.	0.00% 0	2.56% 1	53.85% 21	43.59% 17	39
7	The teacher uses technology to manage student and assessment data.	0.00% 0	0.00% 0	56.41% 22	43.59% 17	39

Showing rows 1 - 7 of 7

5. Professional Responsibility Please rate the extent to which you agree that each

statement is true of [ExternalDataReference].

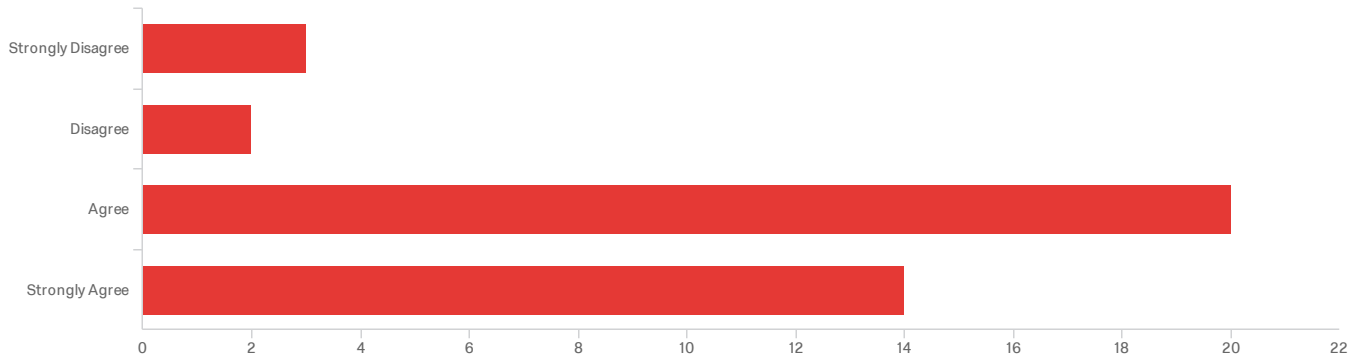


#	Field	Strongly Disagree	Disagree	Agree	Strongly Agree	Total
1	The teacher engages in ongoing professional learning and uses evidence to continually evaluate his/her practice, particularly the effects of his/her choices and actions on others (learners, families, other professionals, and the community).	0.00% 0	2.56% 1	51.28% 20	46.15% 18	39
2	The teacher engages in ongoing professional learning and uses evidence to continually adapt practice to meet the needs of each learner.	0.00% 0	5.13% 2	58.97% 23	35.90% 14	39
3	The teacher seeks appropriate leadership roles and opportunities to take responsibility for student learning.	0.00% 0	5.13% 2	69.23% 27	25.64% 10	39
4	The teacher seeks appropriate leadership roles and opportunities to collaborate with learners, families, colleagues, other school professionals, and community members to ensure learner growth.	0.00% 0	5.13% 2	66.67% 26	28.21% 11	39
5	The teacher seeks appropriate leadership roles and opportunities to advance the profession.	0.00% 0	7.69% 3	61.54% 24	30.77% 12	39

Showing rows 1 - 5 of 5

6. Overall, [ExternalDataReference]'s preparation/route to certification effectively

prepared him/her to have a positive impact on P12 student learning and development.

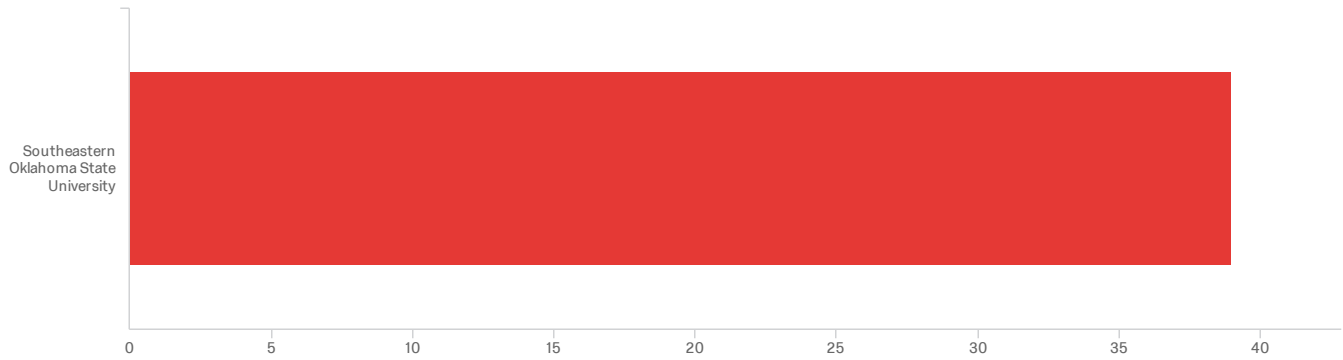


#	Field	Choice Count
1	Strongly Disagree	7.69% 3
2	Disagree	5.13% 2
3	Agree	51.28% 20
4	Strongly Agree	35.90% 14
		39

Showing rows 1 - 5 of 5

8. [ExternalDataReference] received his/her degree at which of the following institutions?

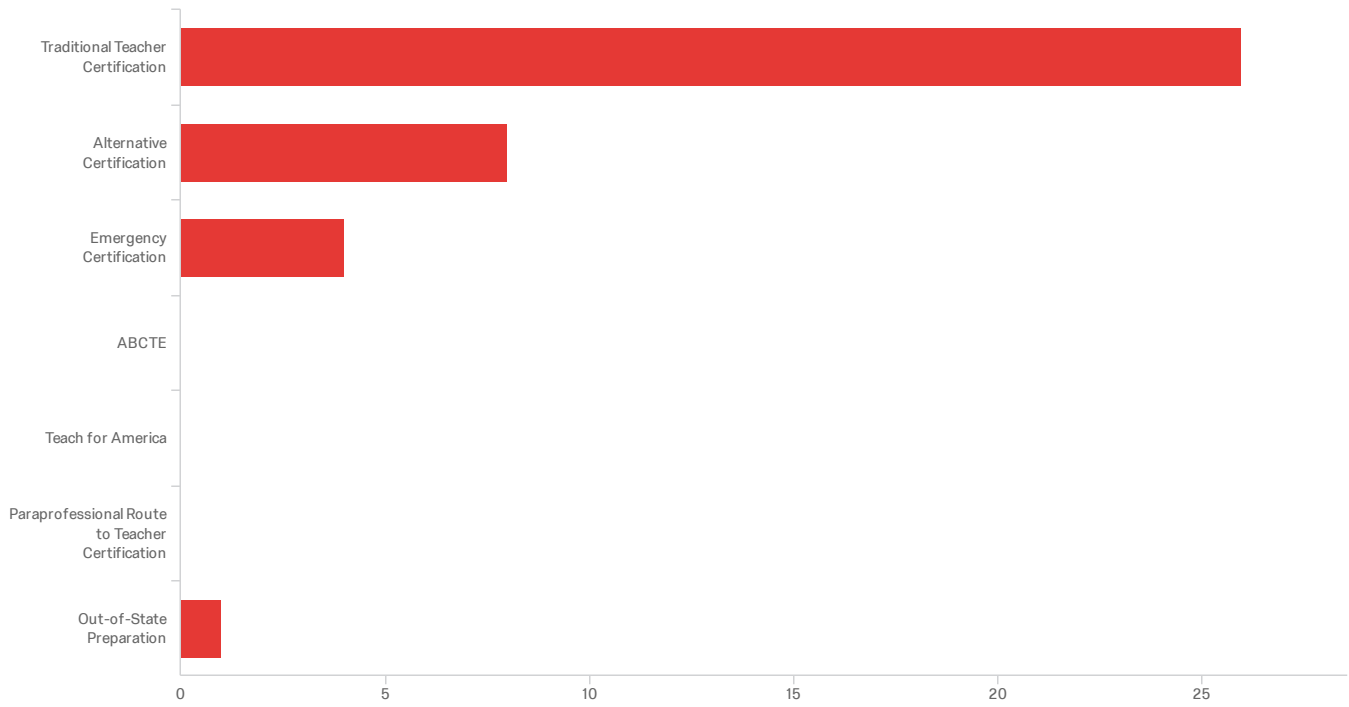
If the teacher has an alternative or emergency certificate, please select Oklahoma State Department of Education.



#	Field	Choice Count
1	Southeastern Oklahoma State University	100.00% 39

Showing rows 1 - 1 of 1

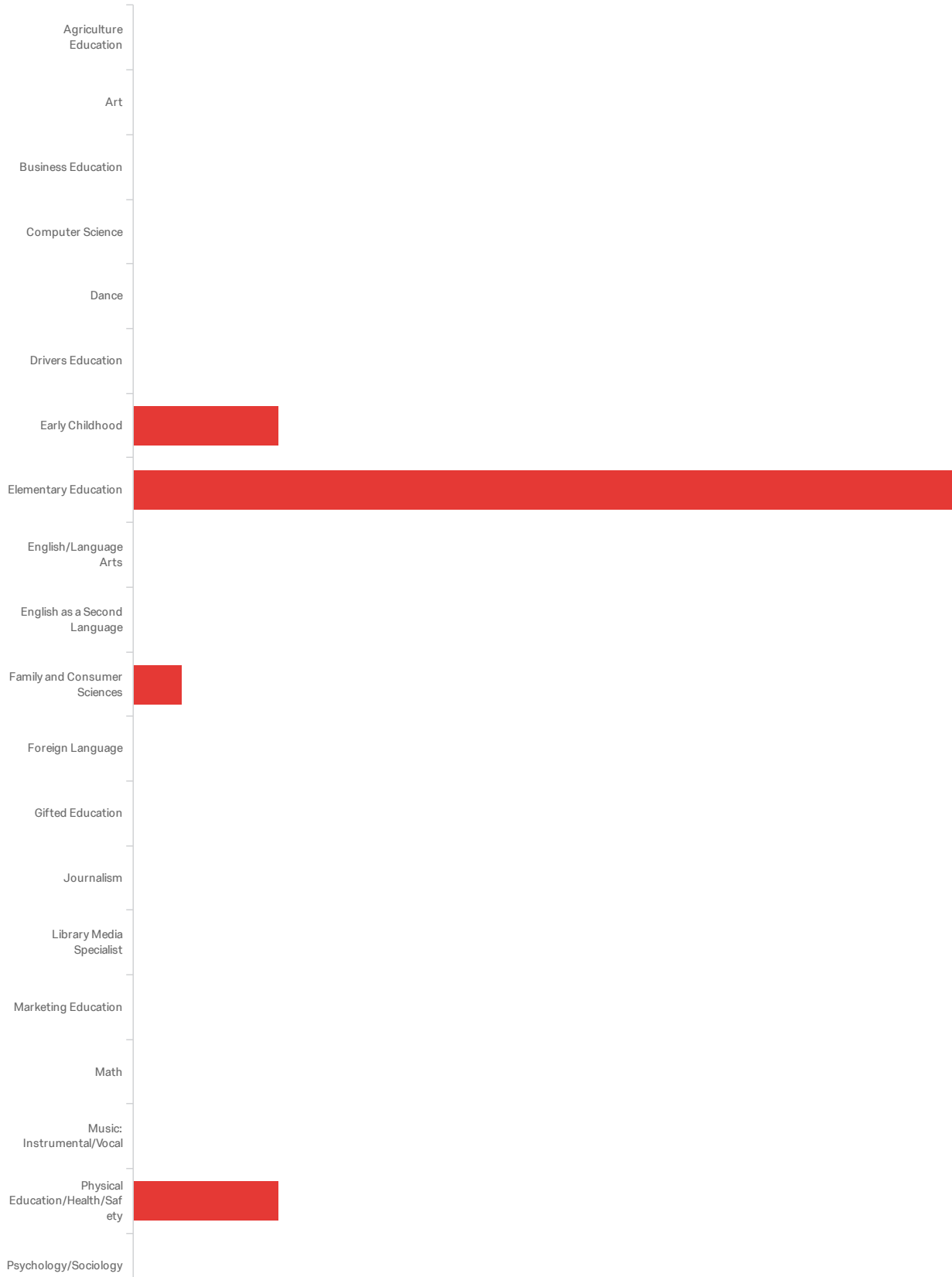
9. [ExternalDataReference] received his/her license via:

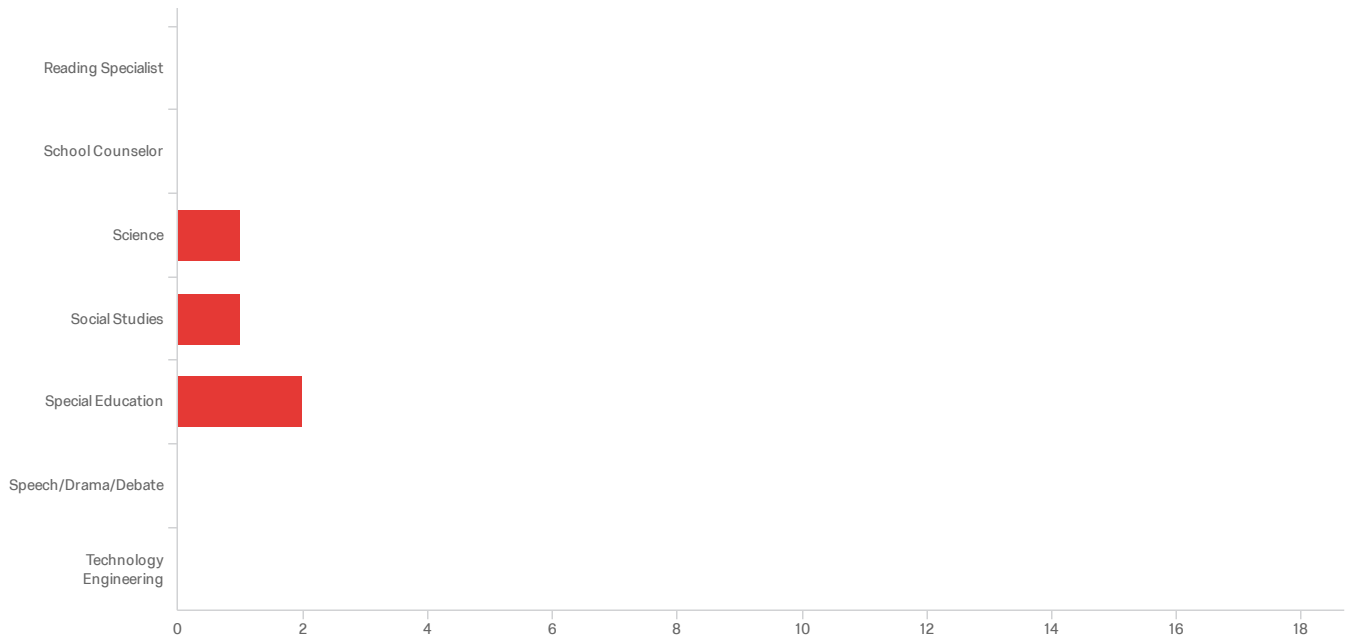


#	Field	Choice Count
1	Traditional Teacher Certification	66.67% 26
2	Alternative Certification	20.51% 8
3	Emergency Certification	10.26% 4
4	ABCTE	0.00% 0
5	Teach for America	0.00% 0
6	Paraprofessional Route to Teacher Certification	0.00% 0
7	Out-of-State Preparation	2.56% 1
		39

Showing rows 1 - 8 of 8

10. In what area was [ExternalDataReference] initially certified? (Please check all that apply)



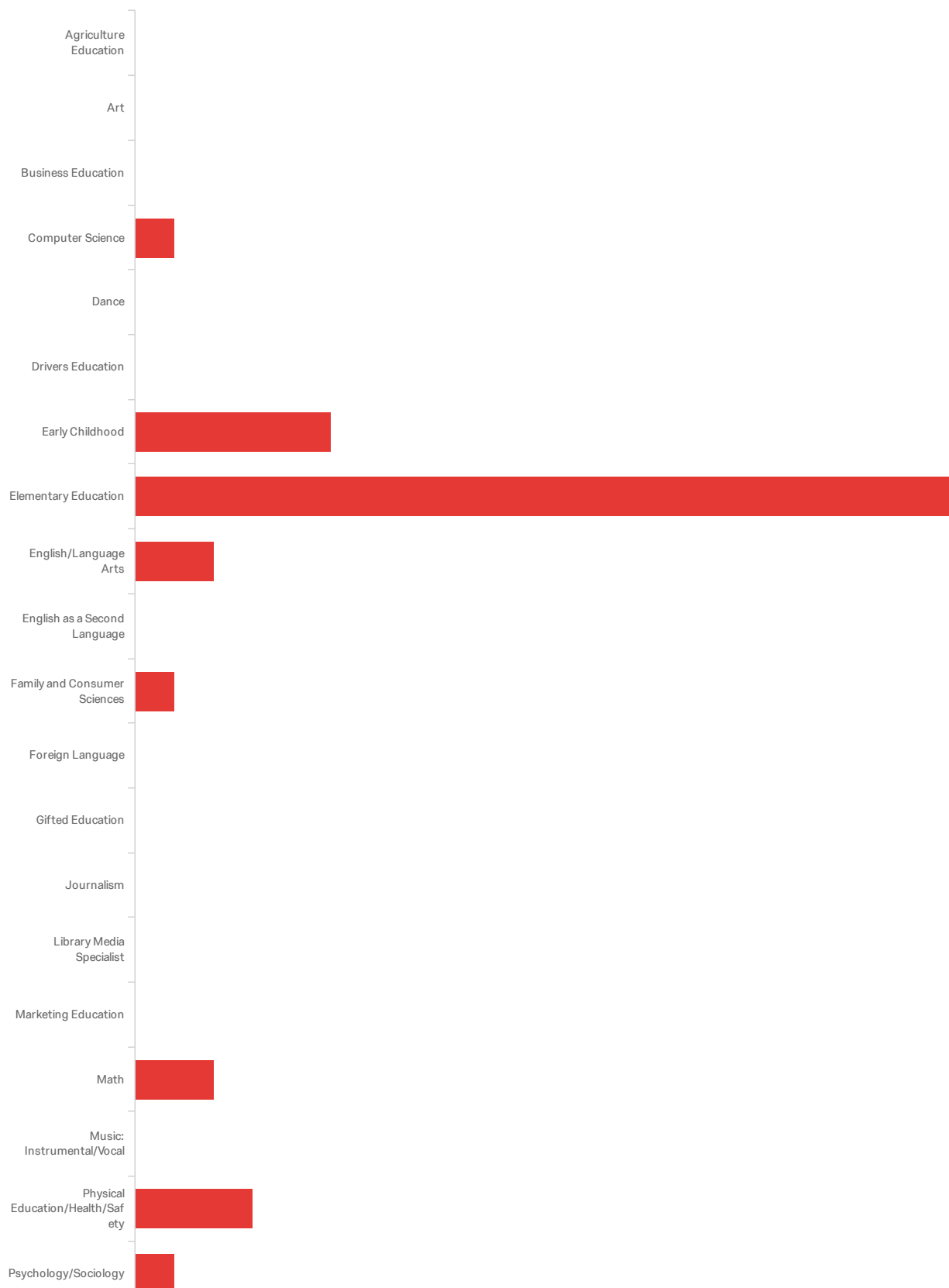


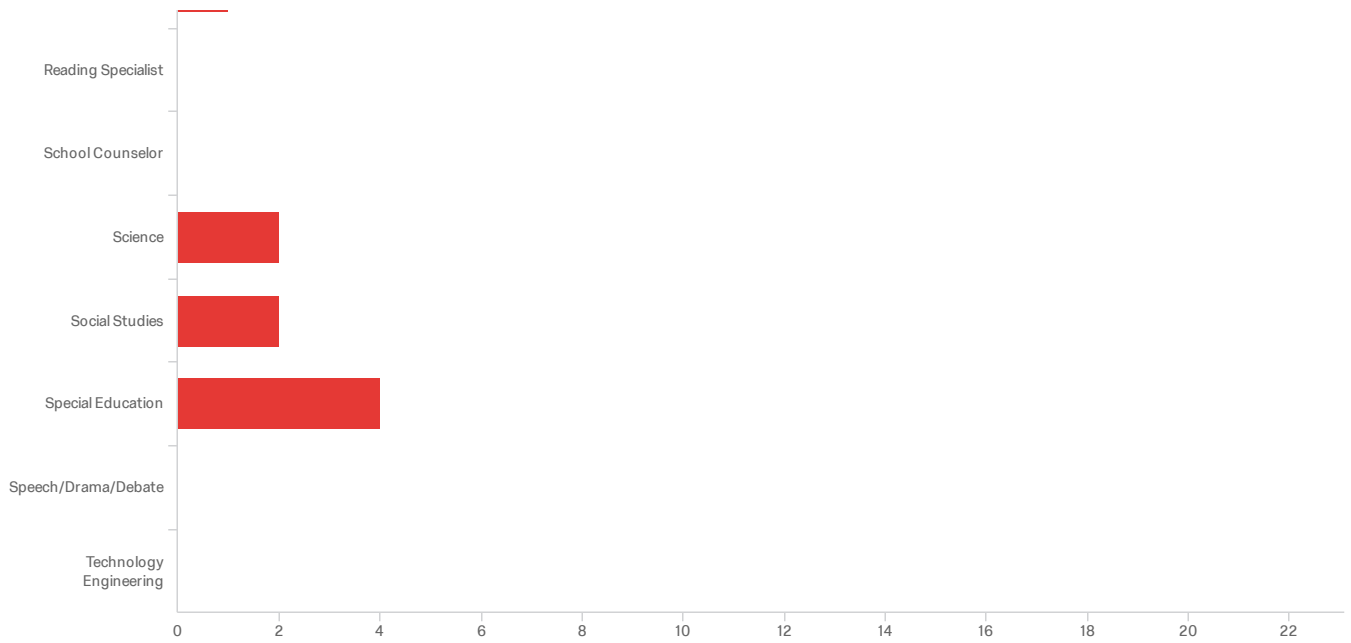
#	Field	Choice Count
1	Agriculture Education	0.00% 0
2	Art	0.00% 0
3	Business Education	0.00% 0
4	Computer Science	0.00% 0
5	Dance	0.00% 0
6	Drivers Education	0.00% 0
7	Early Childhood	10.71% 3
8	Elementary Education	60.71% 17
9	English/Language Arts	0.00% 0
10	English as a Second Language	0.00% 0
11	Family and Consumer Sciences	3.57% 1
12	Foreign Language	0.00% 0
13	Gifted Education	0.00% 0
14	Journalism	0.00% 0
15	Library Media Specialist	0.00% 0
16	Marketing Education	0.00% 0
17	Math	0.00% 0
18	Music: Instrumental/Vocal	0.00% 0

#	Field	Choice Count
19	Physical Education/Health/Safety	10.71% 3
20	Psychology/Sociology	0.00% 0
21	Reading Specialist	0.00% 0
22	School Counselor	0.00% 0
23	Science	3.57% 1
24	Social Studies	3.57% 1
25	Special Education	7.14% 2
26	Speech/Drama/Debate	0.00% 0
27	Technology Engineering	0.00% 0
		28

Showing rows 1 - 28 of 28

11. What is [ExternalDataReference]'s primary teaching assignment? (Please check all that apply)





#	Field	Choice Count
1	Agriculture Education	0.00% 0
2	Art	0.00% 0
3	Business Education	0.00% 0
4	Computer Science	2.27% 1
5	Dance	0.00% 0
6	Drivers Education	0.00% 0
7	Early Childhood	11.36% 5
8	Elementary Education	47.73% 21
9	English/Language Arts	4.55% 2
10	English as a Second Language	0.00% 0
11	Family and Consumer Sciences	2.27% 1
12	Foreign Language	0.00% 0
13	Gifted Education	0.00% 0
14	Journalism	0.00% 0
15	Library Media Specialist	0.00% 0
16	Marketing Education	0.00% 0
17	Math	4.55% 2
18	Music: Instrumental/Vocal	0.00% 0

#	Field	Choice Count
19	Physical Education/Health/Safety	6.82% 3
20	Psychology/Sociology	2.27% 1
21	Reading Specialist	0.00% 0
22	School Counselor	0.00% 0
23	Science	4.55% 2
24	Social Studies	4.55% 2
25	Special Education	9.09% 4
26	Speech/Drama/Debate	0.00% 0
27	Technology Engineering	0.00% 0
		44

Showing rows 1 - 28 of 28

End of Report