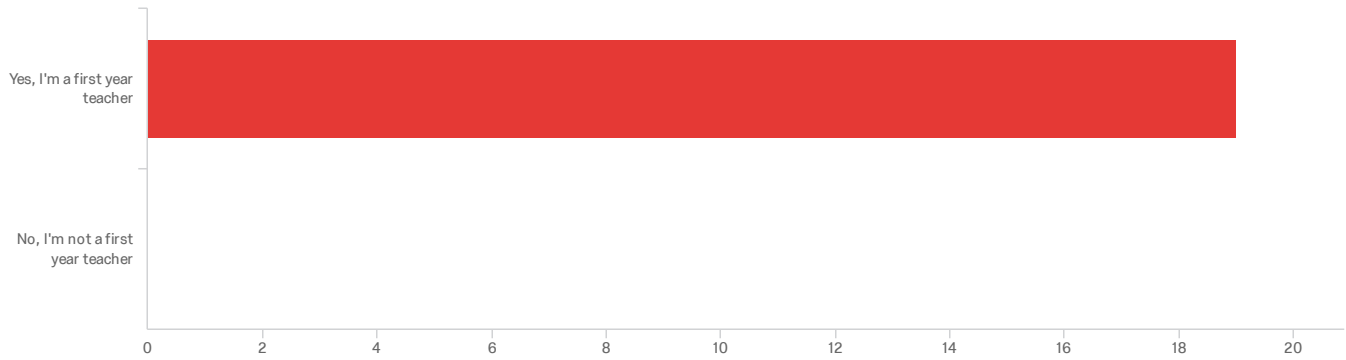


FYT Full Sample Report

OEQA First Year Teacher Survey 2019

June 14, 2019 9:59 AM CDT

1. Are you a first year teacher?

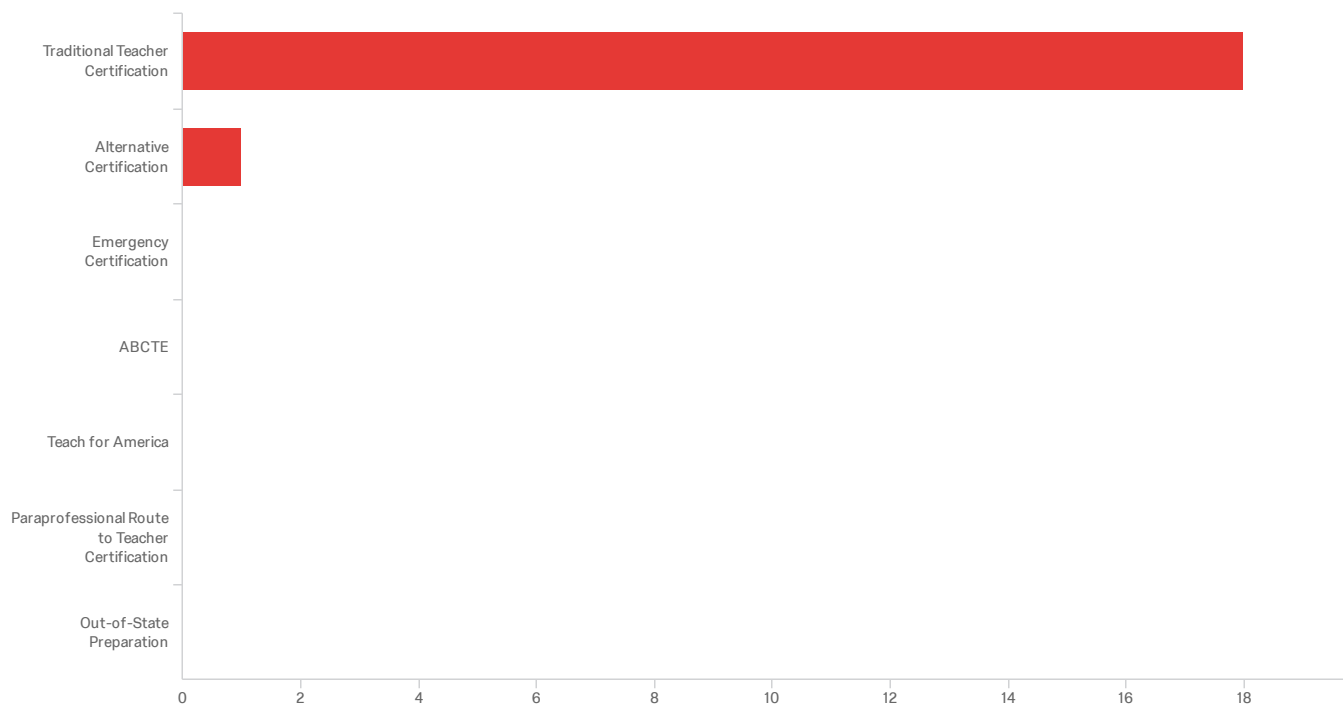


#	Field	Choice Count
1	Yes, I'm a first year teacher	100.00% 19
2	No, I'm not a first year teacher	0.00% 0

19

Showing rows 1 - 3 of 3

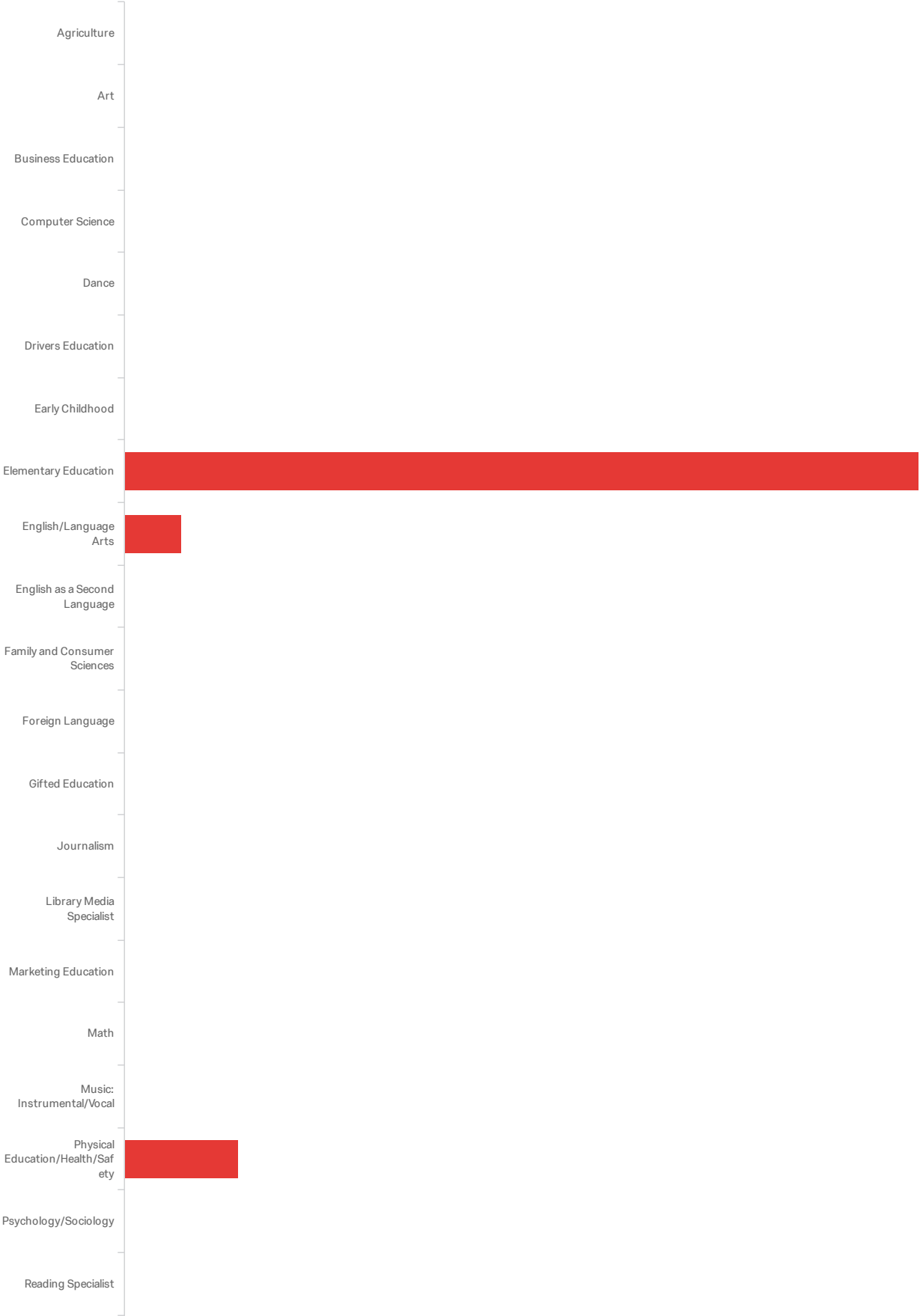
2. Through which route did you receive your teaching license?

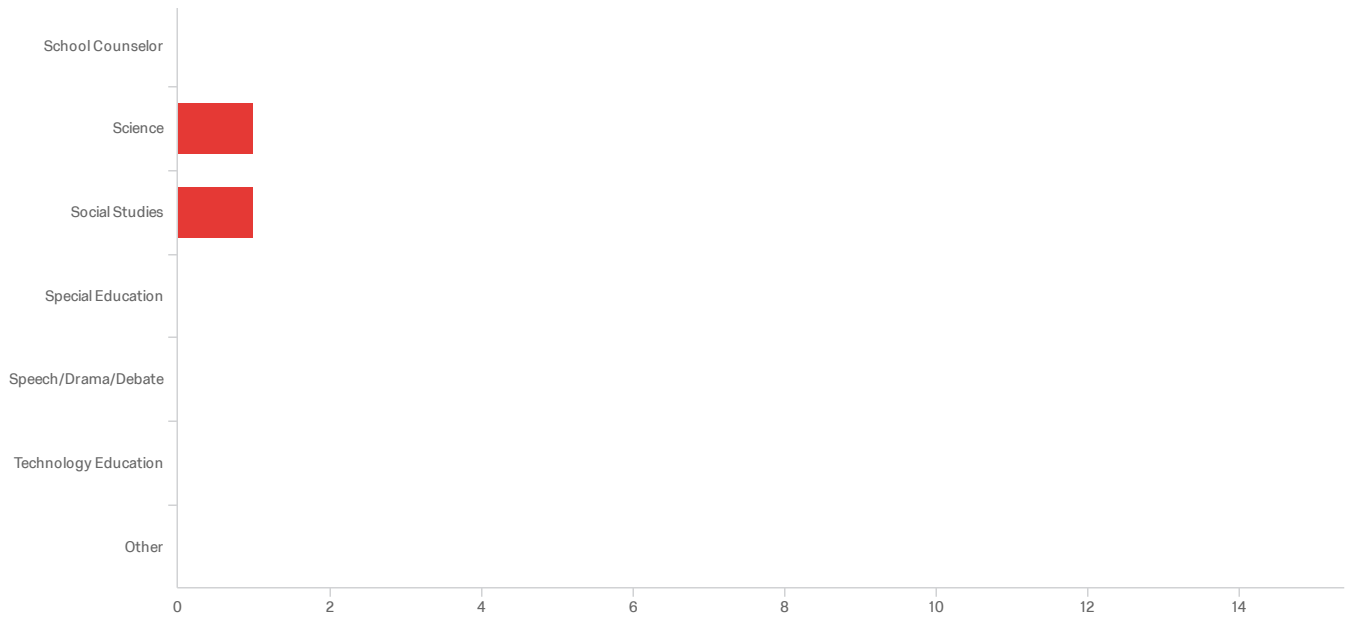


#	Field	Choice Count
4	ABCTE	0.00% 0
2	Alternative Certification	5.26% 1
3	Emergency Certification	0.00% 0
7	Out-of-State Preparation	0.00% 0
6	Paraprofessional Route to Teacher Certification	0.00% 0
5	Teach for America	0.00% 0
1	Traditional Teacher Certification	94.74% 18
		19

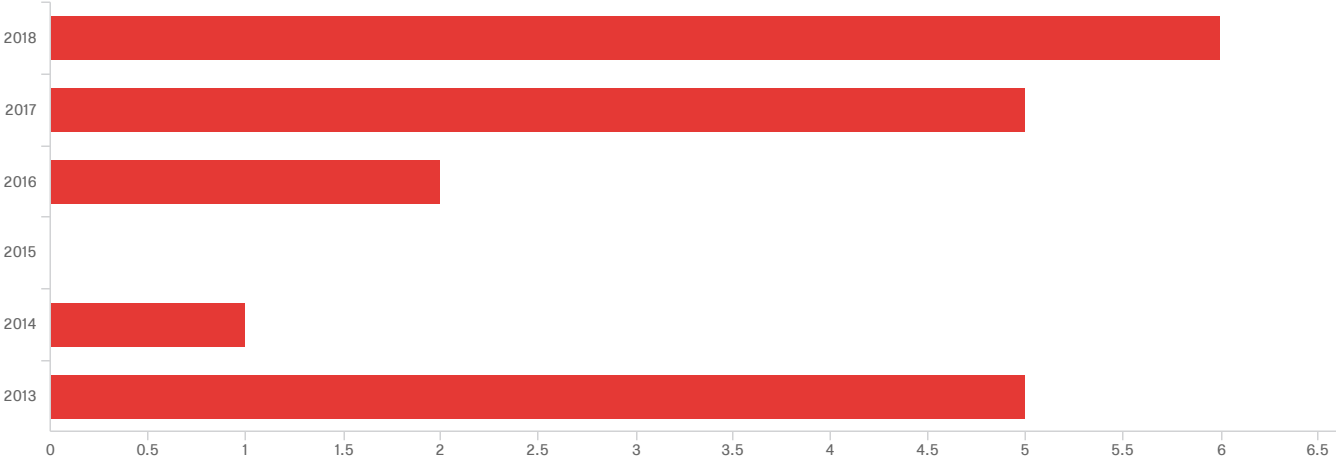
Showing rows 1 - 8 of 8

2a. In what area did you receive your degree?



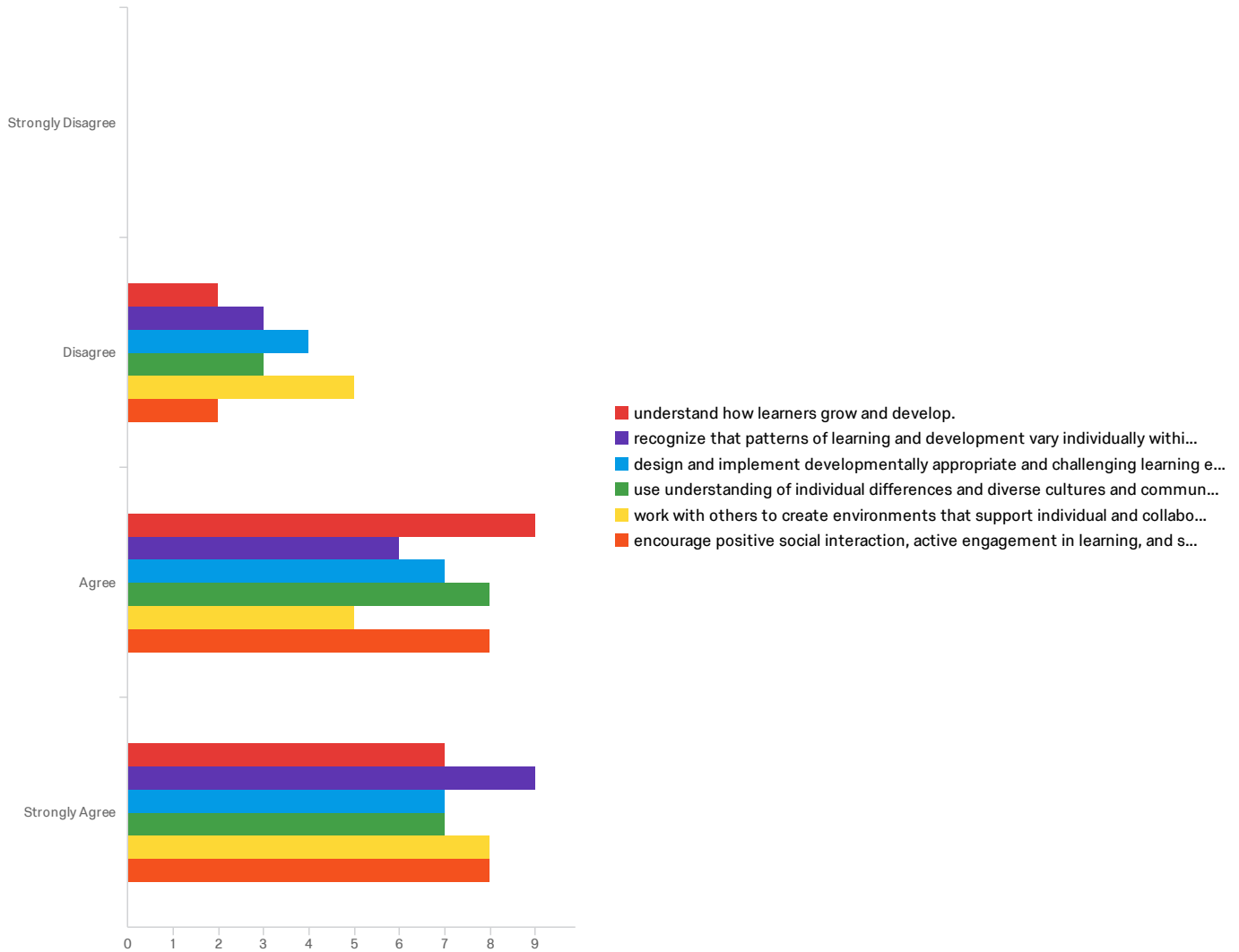


2b. In what year did you receive your degree?



3. The Learner and Learning Please rate the extent to which you agree with each

statement below. My preparation program/route to certification prepared me to:



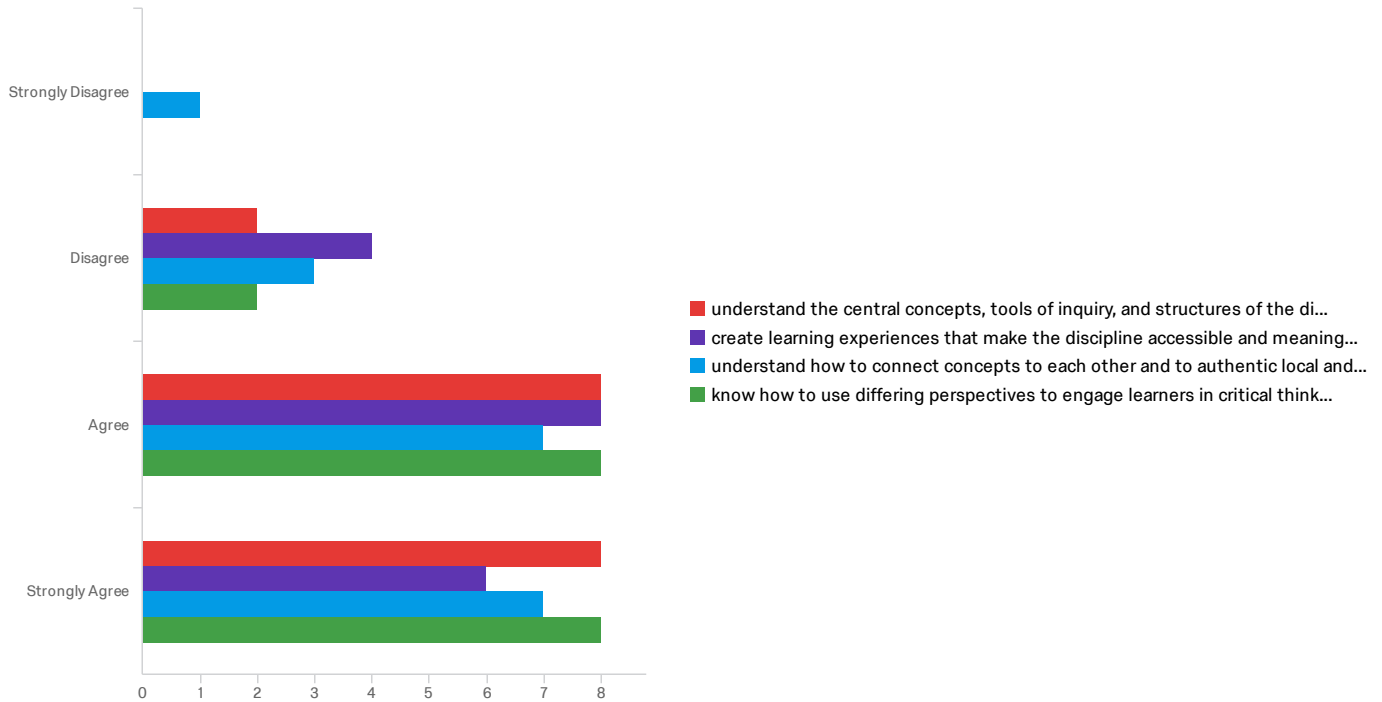
#	Field	Strongly Disagree	Disagree	Agree	Strongly Agree	Total
1	understand how learners grow and develop.	0.00% 0	11.11% 2	50.00% 9	38.89% 7	18
2	recognize that patterns of learning and development vary individually within and across the cognitive, linguistic, social, emotional, and physical areas.	0.00% 0	16.67% 3	33.33% 6	50.00% 9	18
3	design and implement developmentally appropriate and challenging learning experiences.	0.00% 0	22.22% 4	38.89% 7	38.89% 7	18
4	use understanding of individual differences and diverse cultures and communities to ensure inclusive learning environments that enable each learner to meet high standards.	0.00% 0	16.67% 3	44.44% 8	38.89% 7	18

#	Field	Strongly Disagree	Disagree	Agree	Strongly Agree	Total
5	work with others to create environments that support individual and collaborative learning.	0.00% 0	27.78% 5	27.78% 5	44.44% 8	18
6	encourage positive social interaction, active engagement in learning, and self-motivation.	0.00% 0	11.11% 2	44.44% 8	44.44% 8	18

Showing rows 1 - 6 of 6

4. Content Please rate the extent to which you agree with each statement below. My

preparation program/route to certification prepared me to:

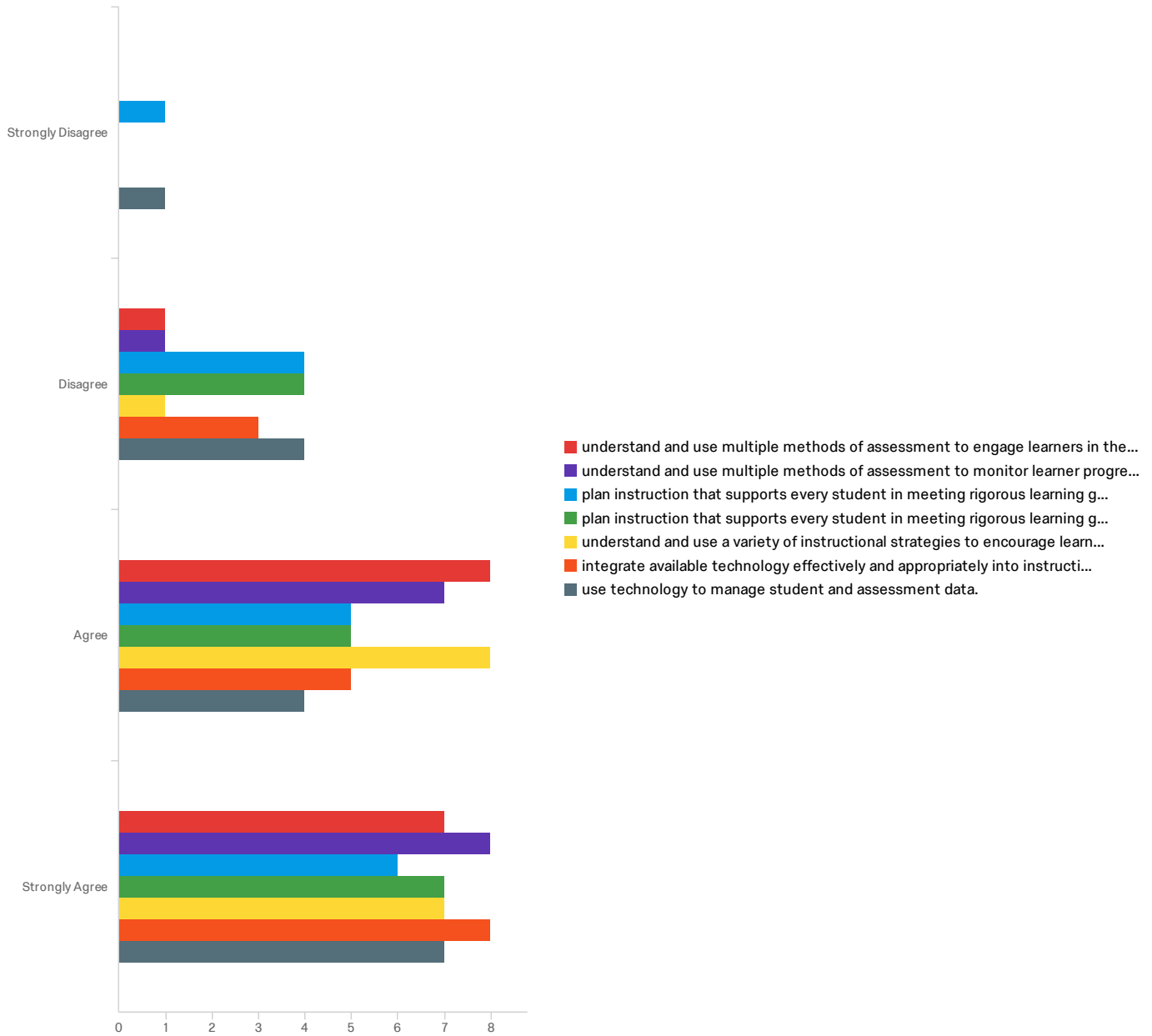


#	Field	Strongly Disagree	Disagree	Agree	Strongly Agree	Total
1	understand the central concepts, tools of inquiry, and structures of the discipline(s) I teach.	0.00% 0	11.11% 2	44.44% 8	44.44% 8	18
2	create learning experiences that make the discipline accessible and meaningful for learners to assure mastery of the content.	0.00% 0	22.22% 4	44.44% 8	33.33% 6	18
3	understand how to connect concepts to each other and to authentic local and global issues.	5.56% 1	16.67% 3	38.89% 7	38.89% 7	18
4	know how to use differing perspectives to engage learners in critical thinking, creativity, and collaborative problem solving.	0.00% 0	11.11% 2	44.44% 8	44.44% 8	18

Showing rows 1 - 4 of 4

5. Instructional Practice Please rate the extent to which you agree with each statement

below. My preparation program/route to certification prepared me to:



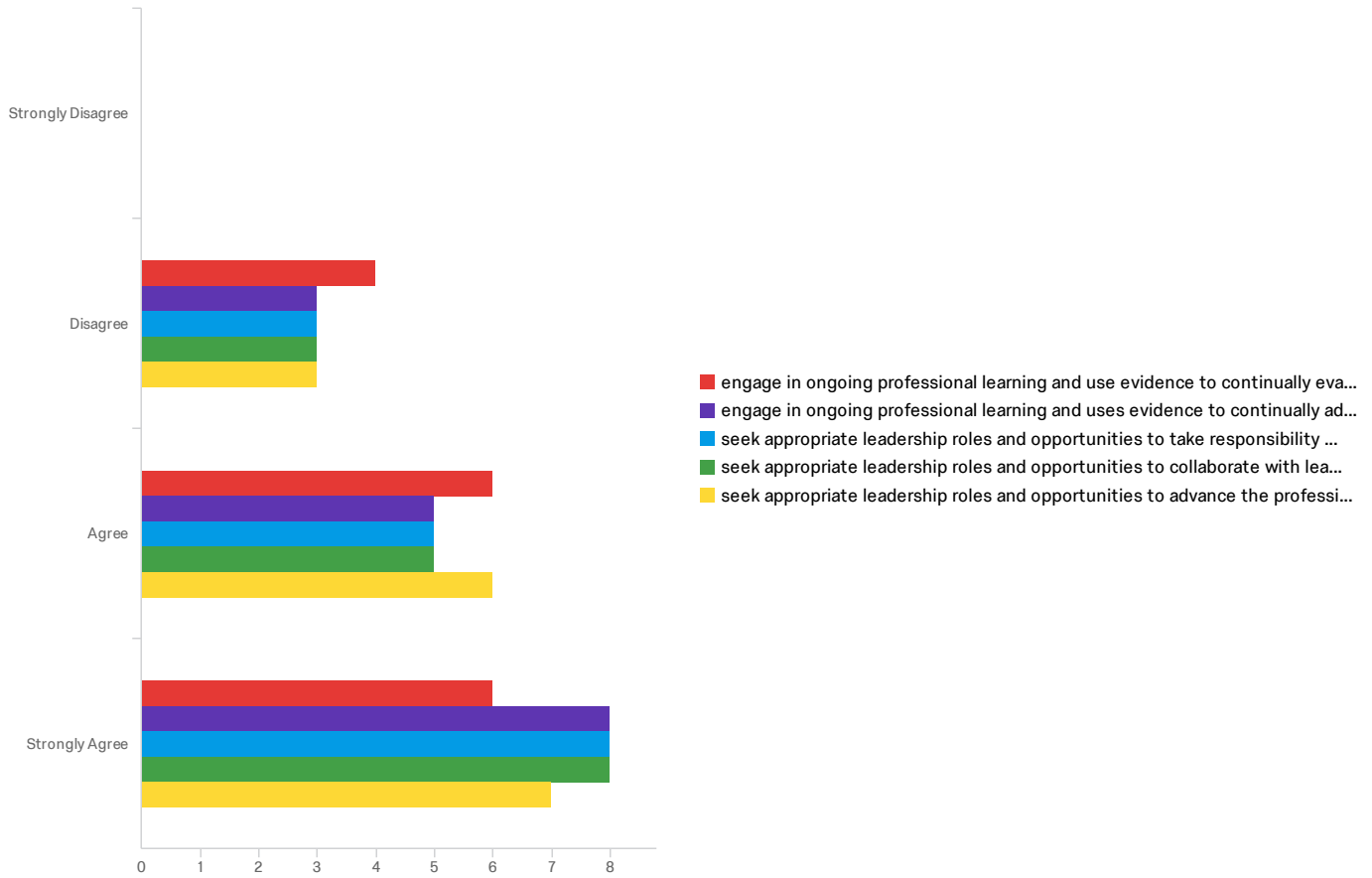
#	Field	Strongly Disagree	Disagree	Agree	Strongly Agree	Total
1	understand and use multiple methods of assessment to engage learners in their own growth and guide learners' decision making.	0.00% 0	6.25% 1	50.00% 8	43.75% 7	16
2	understand and use multiple methods of assessment to monitor learner progress and to guide my decision making.	0.00% 0	6.25% 1	43.75% 7	50.00% 8	16

#	Field	Strongly Disagree	Disagree	Agree	Strongly Agree	Total
3	plan instruction that supports every student in meeting rigorous learning goals by drawing upon knowledge of content areas, curriculum, cross-disciplinary skills, and pedagogy.	6.25% 1	25.00% 4	31.25% 5	37.50% 6	16
4	plan instruction that supports every student in meeting rigorous learning goals by drawing upon knowledge of learners and the community context.	0.00% 0	25.00% 4	31.25% 5	43.75% 7	16
5	understand and use a variety of instructional strategies to encourage learners to develop deep understanding of content areas and their connections, and to build skills to apply knowledge in meaningful ways.	0.00% 0	6.25% 1	50.00% 8	43.75% 7	16
6	integrate available technology effectively and appropriately into instruction.	0.00% 0	18.75% 3	31.25% 5	50.00% 8	16
7	use technology to manage student and assessment data.	6.25% 1	25.00% 4	25.00% 4	43.75% 7	16

Showing rows 1 - 7 of 7

6. Professional Responsibility Please rate the extent to which you agree with each

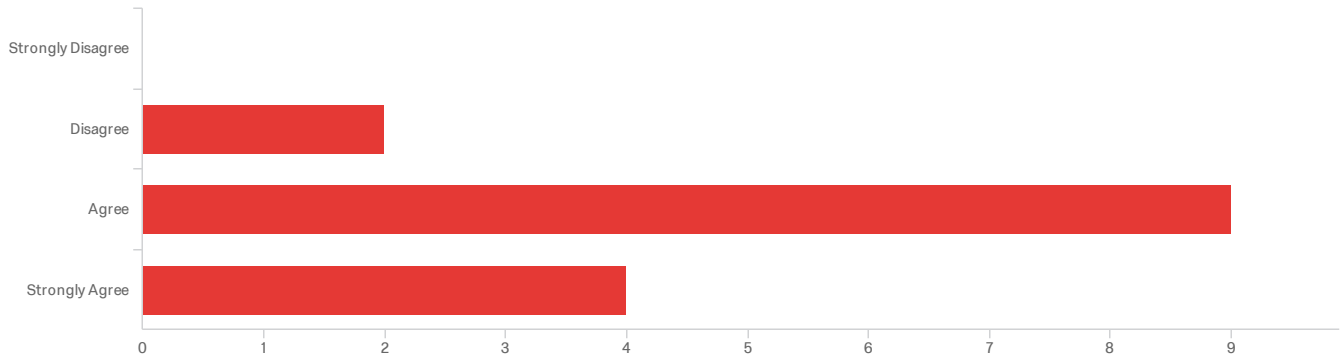
statement below. My preparation program/route to certification prepared me to:



#	Field	Strongly Disagree	Disagree	Agree	Strongly Agree	Total
1	engage in ongoing professional learning and use evidence to continually evaluate my practice, particularly the effects of my choices and actions on others (learners, families, other professionals, and the community).	0.00% 0	25.00% 4	37.50% 6	37.50% 6	16
2	engage in ongoing professional learning and uses evidence to continually adapt practice to meet the needs of each learner.	0.00% 0	18.75% 3	31.25% 5	50.00% 8	16
3	seek appropriate leadership roles and opportunities to take responsibility for student learning.	0.00% 0	18.75% 3	31.25% 5	50.00% 8	16
4	seek appropriate leadership roles and opportunities to collaborate with learners, families, colleagues, other school professionals, and community members to ensure learner growth.	0.00% 0	18.75% 3	31.25% 5	50.00% 8	16
5	seek appropriate leadership roles and opportunities to advance the profession.	0.00% 0	18.75% 3	37.50% 6	43.75% 7	16

Showing rows 1 - 5 of 5

7. Overall, my preparation/route to certification effectively prepared me to have a positive impact on P12 student learning and development.

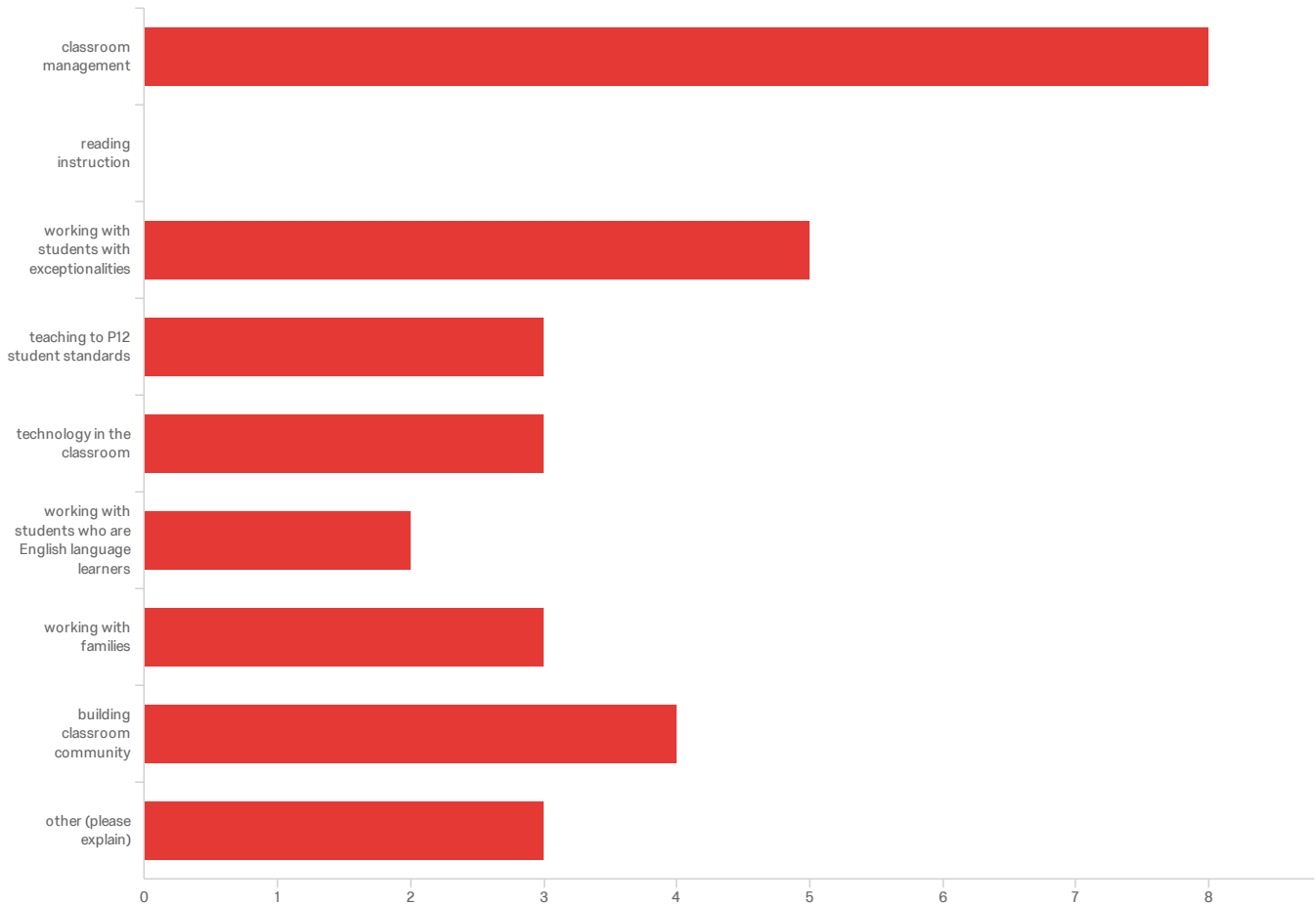


#	Field	Choice Count
1	Strongly Disagree	0.00% 0
2	Disagree	13.33% 2
3	Agree	60.00% 9
4	Strongly Agree	26.67% 4

15

Showing rows 1 - 5 of 5

9. As you near the end of your first year of teaching, in what area(s) could you have used more preparation? (Please check all that apply)



#	Field	Choice Count
1	classroom management	25.81% 8
2	reading instruction	0.00% 0
3	working with students with exceptionalities	16.13% 5
4	teaching to P12 student standards	9.68% 3
5	technology in the classroom	9.68% 3
6	working with students who are English language learners	6.45% 2
7	working with families	9.68% 3
8	building classroom community	12.90% 4
9	other (please explain)	9.68% 3

Field

Choice
Count

31

Showing rows 1 - 10 of 10

other (please explain)

other (please explain)

Relying on coworkers and not being afraid to ask questions.

Lesson planning

Lesson planning

10. Please note awards or honors received, degrees or certificates earned, and other recognitions from the current school year.

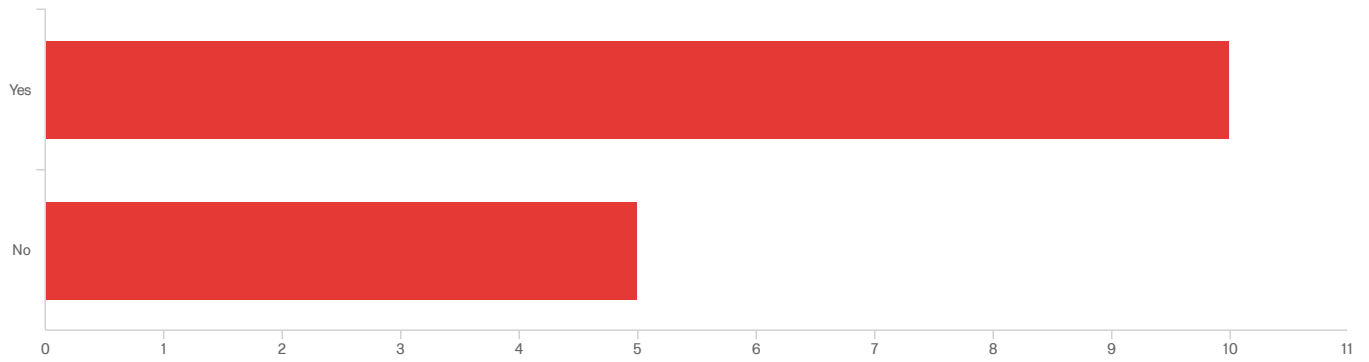
Please note awards or honors received, degrees or certificates earned, and...

None

None

Elementary Education Bachelors Degree, Business and Child Development Associates degree

11. Were you assigned a mentor from your school district this school year?

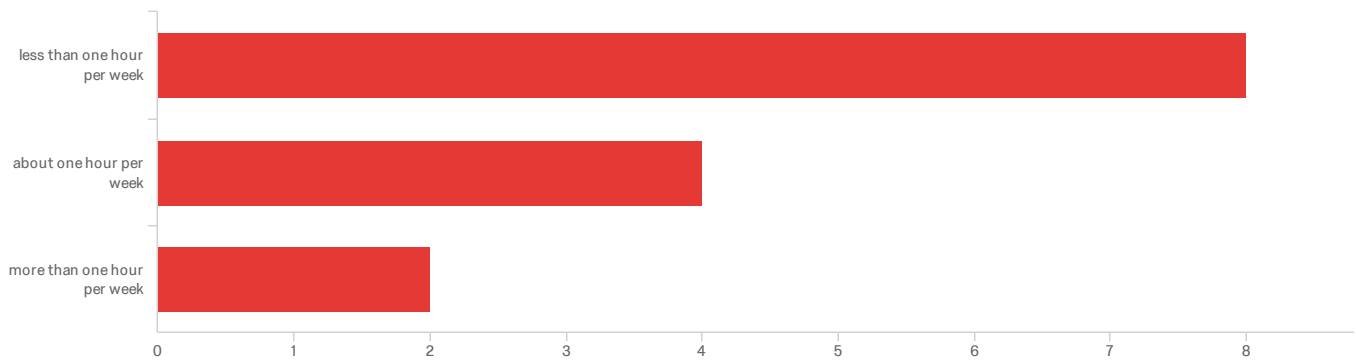


#	Field	Choice	Count
1	Yes	66.67%	10
2	No	33.33%	5

15

Showing rows 1 - 3 of 3

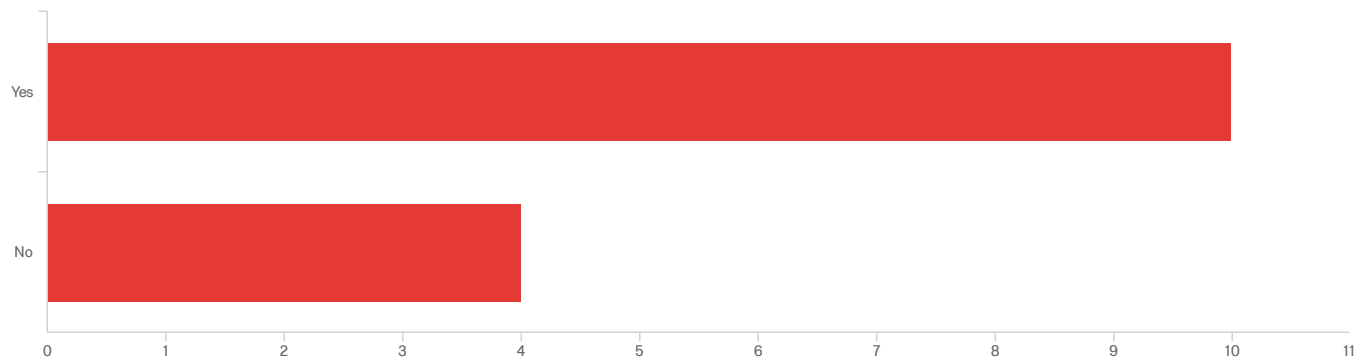
11a. How much time did you spend with your mentor teacher?



#	Field	Choice Count
1	less than one hour per week	57.14% 8
2	about one hour per week	28.57% 4
3	more than one hour per week	14.29% 2
		14

Showing rows 1 - 4 of 4

11b. Is your mentor in your same teaching area?

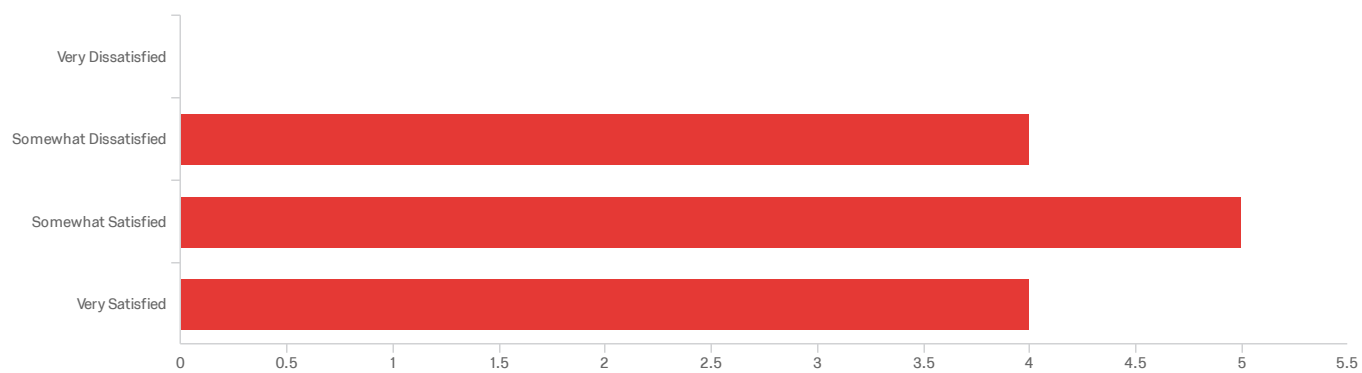


#	Field	Choice	Count
1	Yes	71.43%	10
2	No	28.57%	4

14

Showing rows 1 - 3 of 3

11c. How satisfied are you with your mentoring experience?

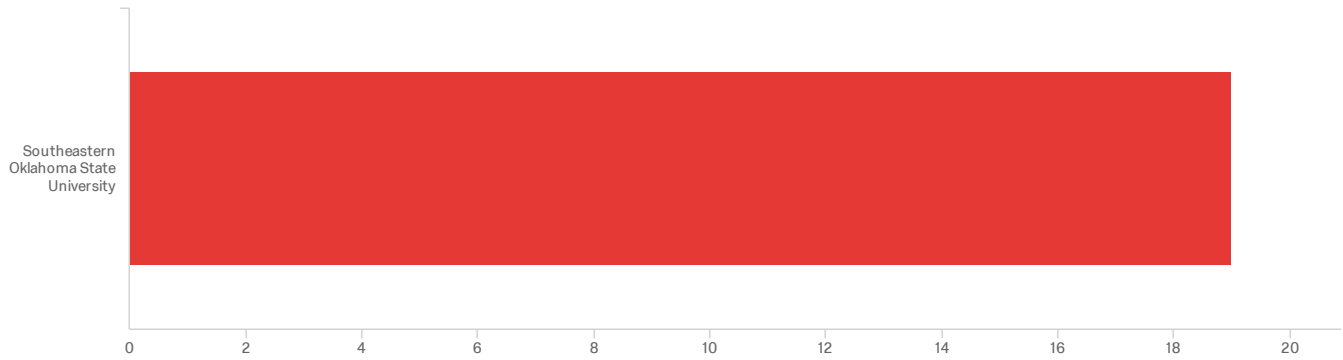


#	Field	Choice Count
1	Very Dissatisfied	0.00% 0
2	Somewhat Dissatisfied	30.77% 4
3	Somewhat Satisfied	38.46% 5
4	Very Satisfied	30.77% 4

13

Showing rows 1 - 5 of 5

12. From which of the following institutions did you receive recommendation for teacher certification? If you hold an alternative or emergency certificate please select Oklahoma State Department of Education.



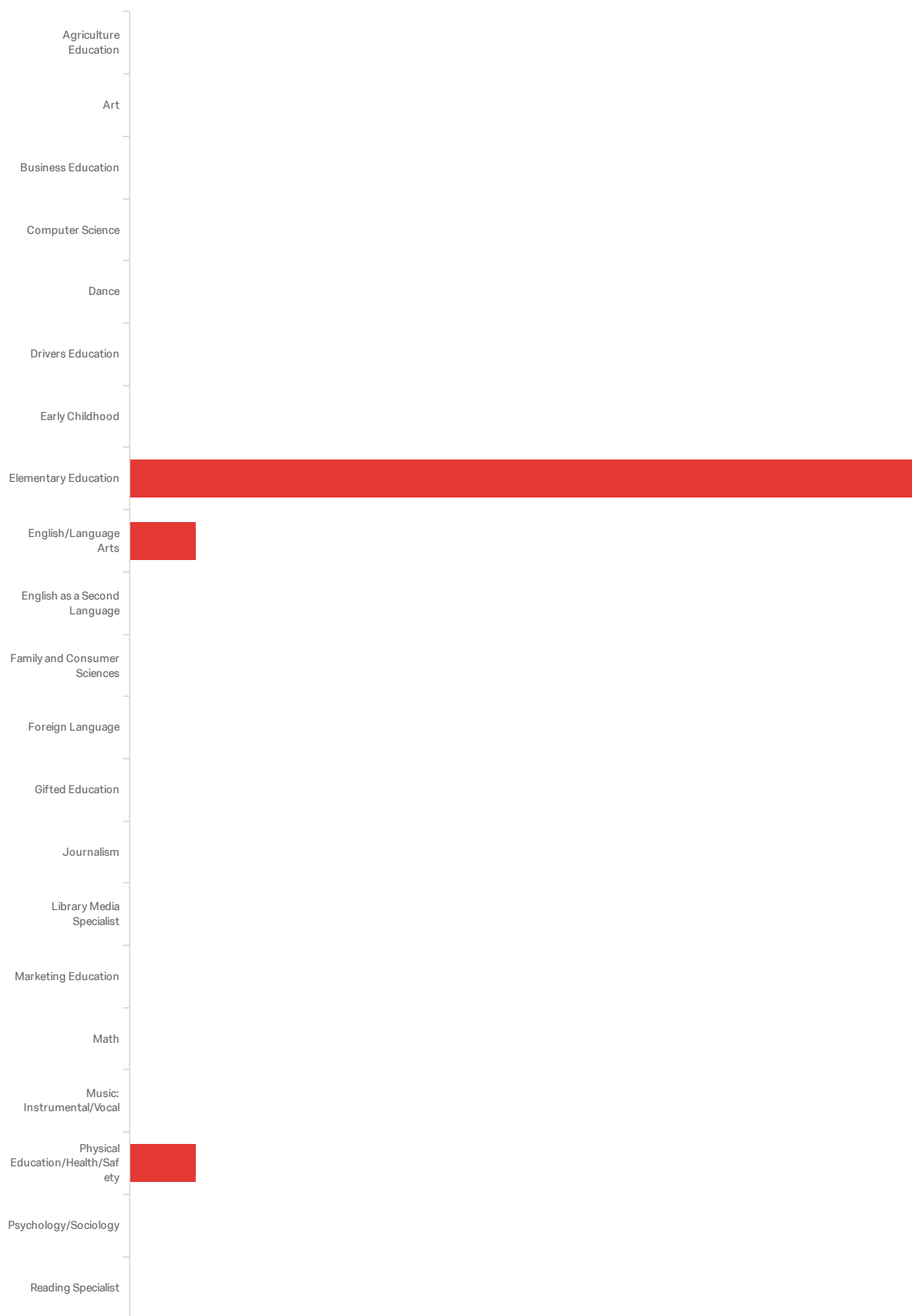
#	Field	Choice Count
1	Southeastern Oklahoma State University	100.00% 19

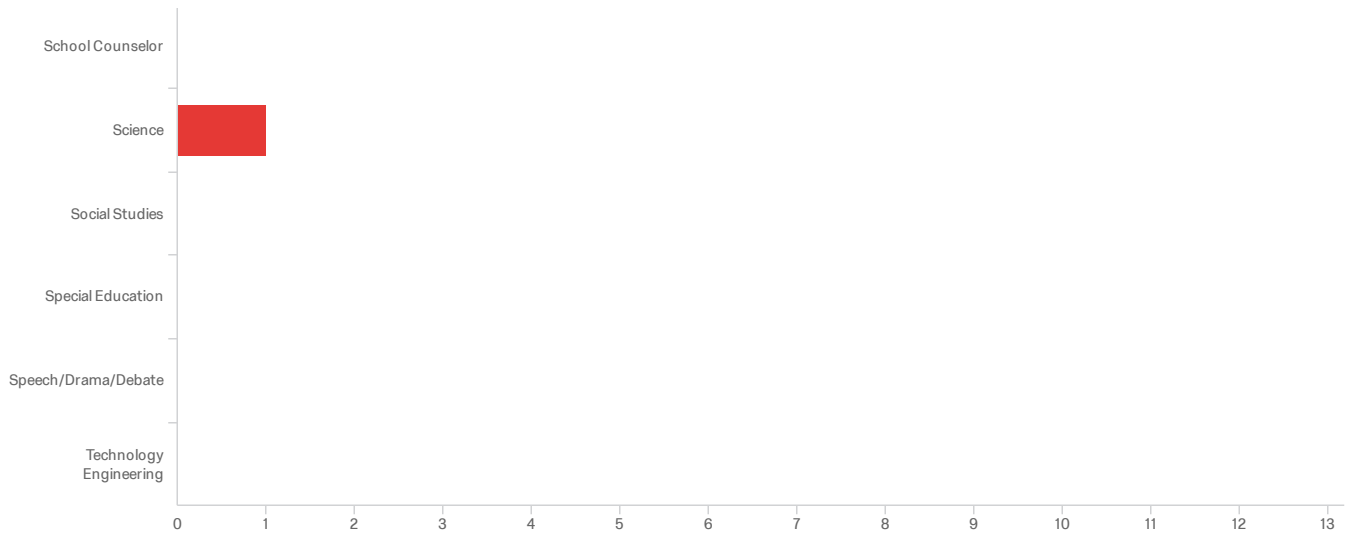
Showing rows 1 - 1 of 1

12a. Do you plan to remain employed as a teacher in Oklahoma next year? If so, please list up to 3 reasons you plan to stay. If not, please list up to 3 reasons you do not plan to stay.

Do you plan to remain employed as a teacher in Oklahoma next year? If so...

13. In what area(s) were you initially certified? (Please check all that apply)



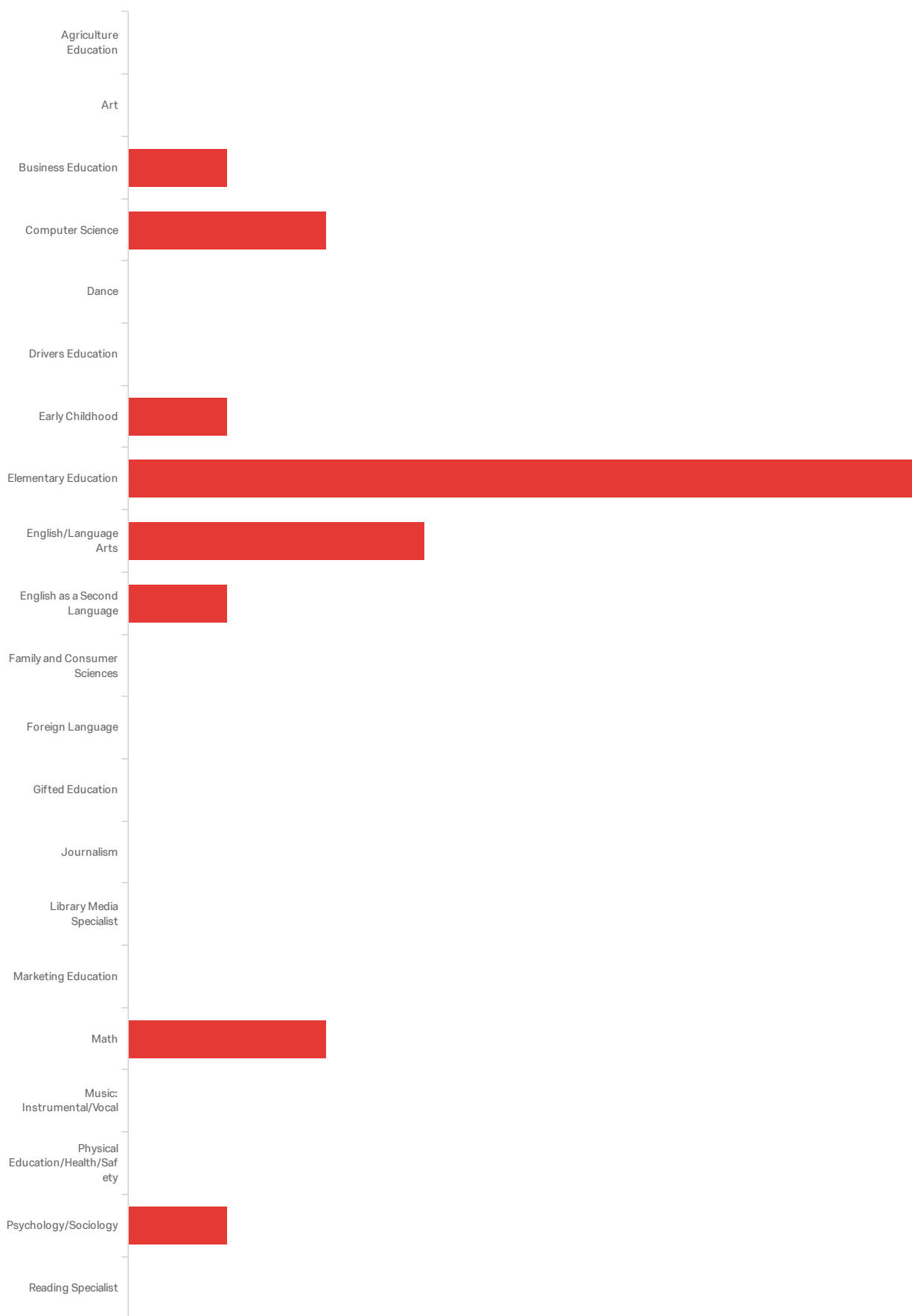


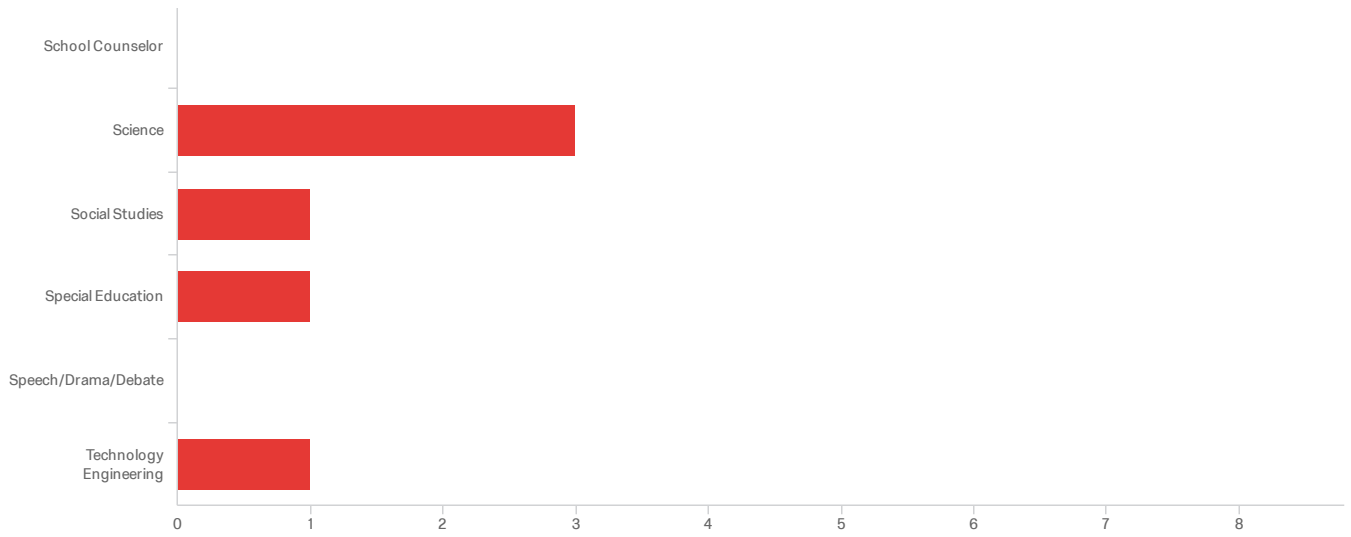
#	Field	Choice Count
1	Agriculture Education	0.00% 0
2	Art	0.00% 0
3	Business Education	0.00% 0
4	Computer Science	0.00% 0
5	Dance	0.00% 0
6	Drivers Education	0.00% 0
7	Early Childhood	0.00% 0
8	Elementary Education	80.00% 12
9	English/Language Arts	6.67% 1
10	English as a Second Language	0.00% 0
11	Family and Consumer Sciences	0.00% 0
12	Foreign Language	0.00% 0
13	Gifted Education	0.00% 0
14	Journalism	0.00% 0
15	Library Media Specialist	0.00% 0
16	Marketing Education	0.00% 0
17	Math	0.00% 0
18	Music: Instrumental/Vocal	0.00% 0
19	Physical Education/Health/Safety	6.67% 1

#	Field	Choice Count
20	Psychology/Sociology	0.00% 0
21	Reading Specialist	0.00% 0
22	School Counselor	0.00% 0
23	Science	6.67% 1
24	Social Studies	0.00% 0
25	Special Education	0.00% 0
26	Speech/Drama/Debate	0.00% 0
27	Technology Engineering	0.00% 0
		15

Showing rows 1 - 28 of 28

14. What is your current primary teaching assignment? (Please check all that apply)



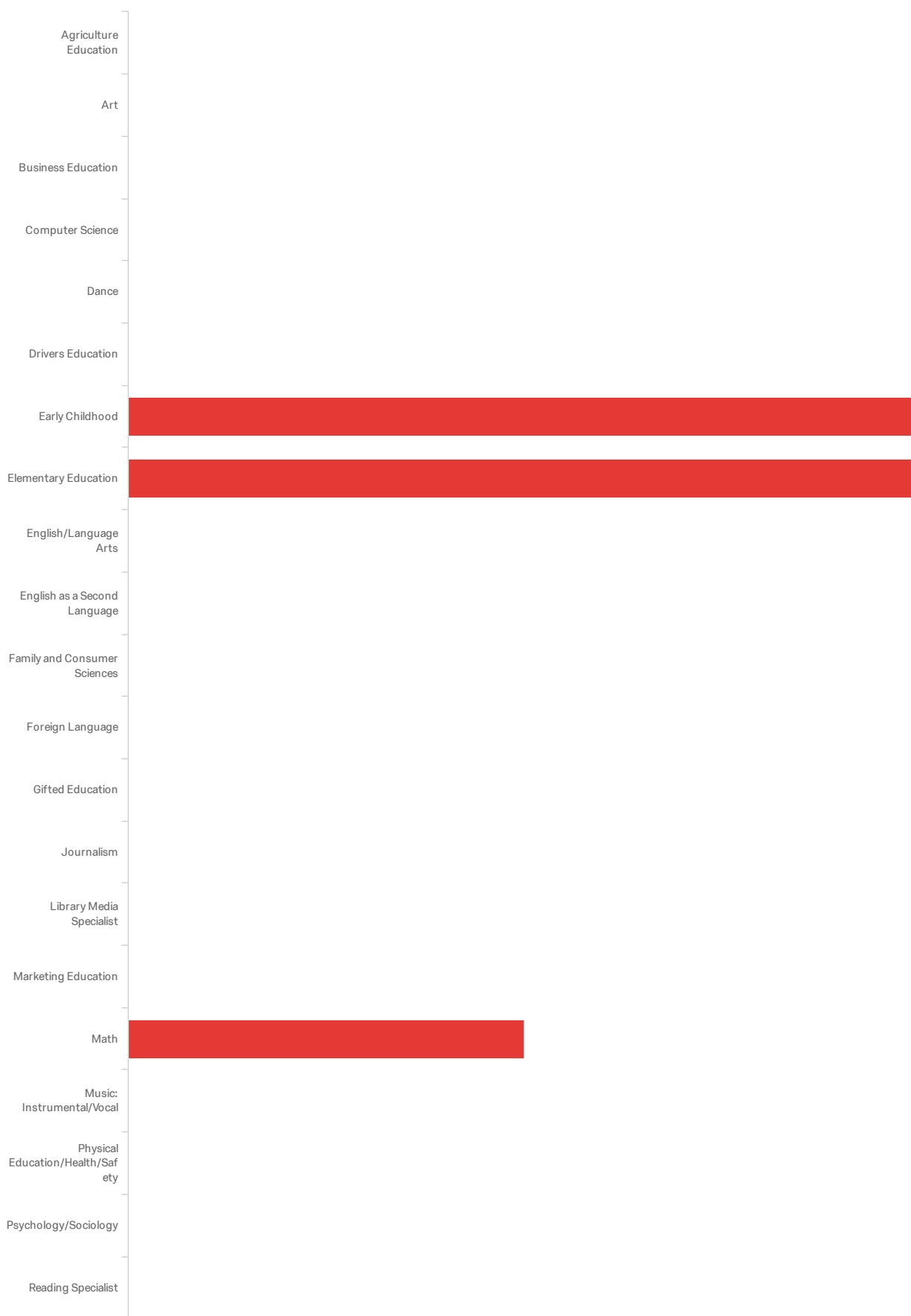


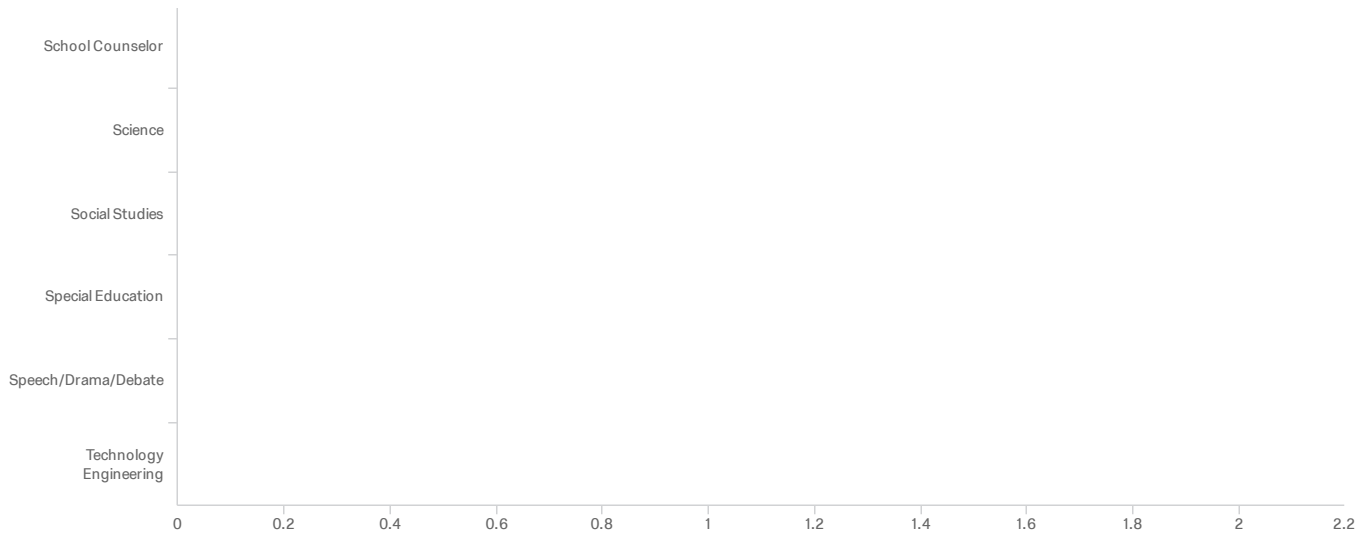
#	Field	Choice Count
1	Agriculture Education	0.00% 0
2	Art	0.00% 0
3	Business Education	4.00% 1
4	Computer Science	8.00% 2
5	Dance	0.00% 0
6	Drivers Education	0.00% 0
7	Early Childhood	4.00% 1
8	Elementary Education	32.00% 8
9	English/Language Arts	12.00% 3
10	English as a Second Language	4.00% 1
11	Family and Consumer Sciences	0.00% 0
12	Foreign Language	0.00% 0
13	Gifted Education	0.00% 0
14	Journalism	0.00% 0
15	Library Media Specialist	0.00% 0
16	Marketing Education	0.00% 0
17	Math	8.00% 2
18	Music: Instrumental/Vocal	0.00% 0
19	Physical Education/Health/Safety	0.00% 0

#	Field	Choice Count
20	Psychology/Sociology	4.00% 1
21	Reading Specialist	0.00% 0
22	School Counselor	0.00% 0
23	Science	12.00% 3
24	Social Studies	4.00% 1
25	Special Education	4.00% 1
26	Speech/Drama/Debate	0.00% 0
27	Technology Engineering	4.00% 1
		25

Showing rows 1 - 28 of 28

15. In what additional area(s) are you certified? (Please check all that apply)



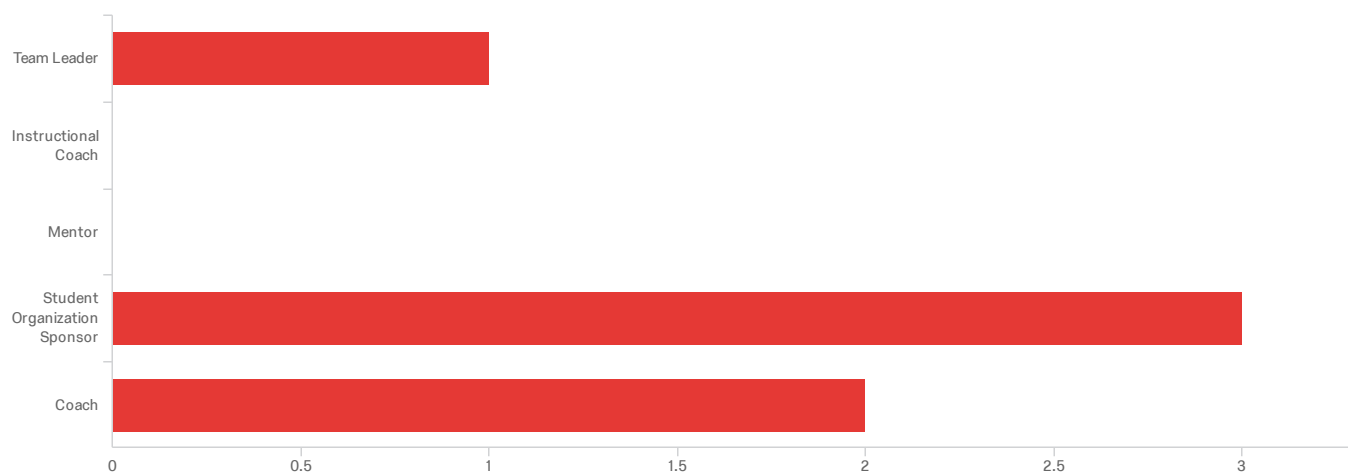


#	Field	Choice Count
1	Agriculture Education	0.00% 0
2	Art	0.00% 0
3	Business Education	0.00% 0
4	Computer Science	0.00% 0
5	Dance	0.00% 0
6	Drivers Education	0.00% 0
7	Early Childhood	40.00% 2
8	Elementary Education	40.00% 2
9	English/Language Arts	0.00% 0
10	English as a Second Language	0.00% 0
11	Family and Consumer Sciences	0.00% 0
12	Foreign Language	0.00% 0
13	Gifted Education	0.00% 0
14	Journalism	0.00% 0
15	Library Media Specialist	0.00% 0
16	Marketing Education	0.00% 0
17	Math	20.00% 1
18	Music: Instrumental/Vocal	0.00% 0
19	Physical Education/Health/Safety	0.00% 0

#	Field	Choice Count
20	Psychology/Sociology	0.00% 0
21	Reading Specialist	0.00% 0
22	School Counselor	0.00% 0
23	Science	0.00% 0
24	Social Studies	0.00% 0
25	Special Education	0.00% 0
26	Speech/Drama/Debate	0.00% 0
27	Technology Engineering	0.00% 0
		5

Showing rows 1 - 28 of 28

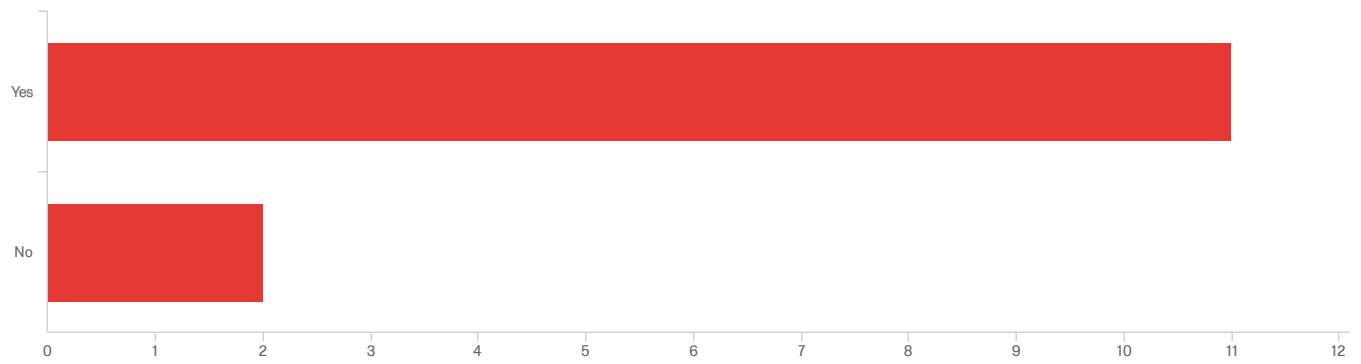
16. What other roles do you fill at your school? (Please check all that apply)



#	Field	Choice Count
1	Team Leader	16.67% 1
2	Instructional Coach	0.00% 0
3	Mentor	0.00% 0
4	Student Organization Sponsor	50.00% 3
5	Coach	33.33% 2
		6

Showing rows 1 - 6 of 6

17. Do you teach at a Title I school?

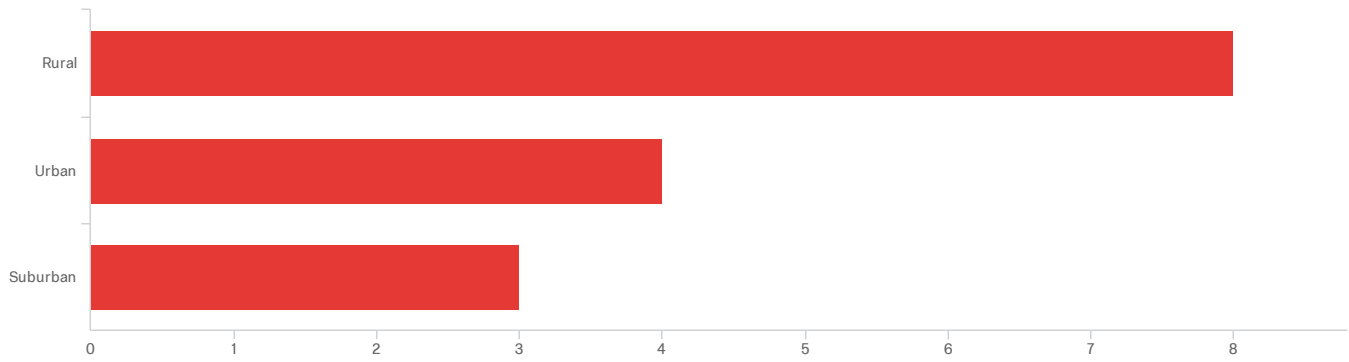


#	Field	Choice Count
1	Yes	84.62% 11
2	No	15.38% 2

13

Showing rows 1 - 3 of 3

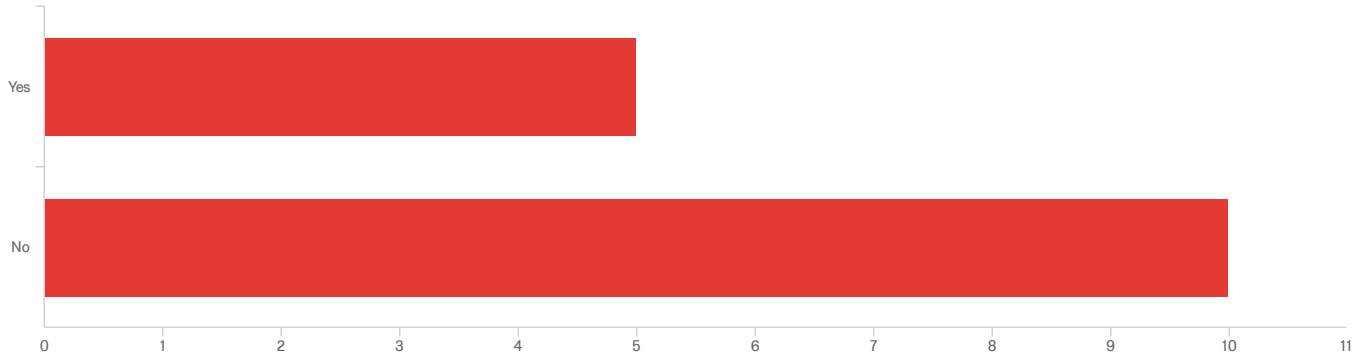
18. Which of the following describes your school district?



#	Field	Choice Count
1	Rural	53.33% 8
2	Urban	26.67% 4
3	Suburban	20.00% 3
		15

Showing rows 1 - 4 of 4

19. As a high school student, did you participate in any programs or classes that influenced your decision to become a teacher?



#	Field	Choice Count
1	Yes	33.33% 5
2	No	66.67% 10

15

Showing rows 1 - 3 of 3