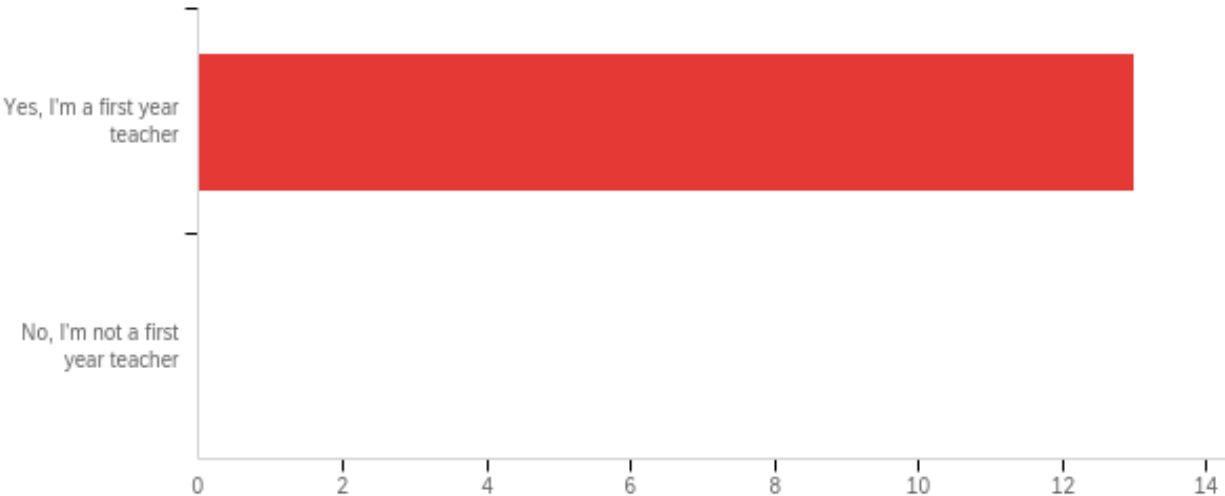


# Southeastern Oklahoma State University

OEQA First Year Teacher Survey 2021

June 26th 2021, 4:34 pm CDT

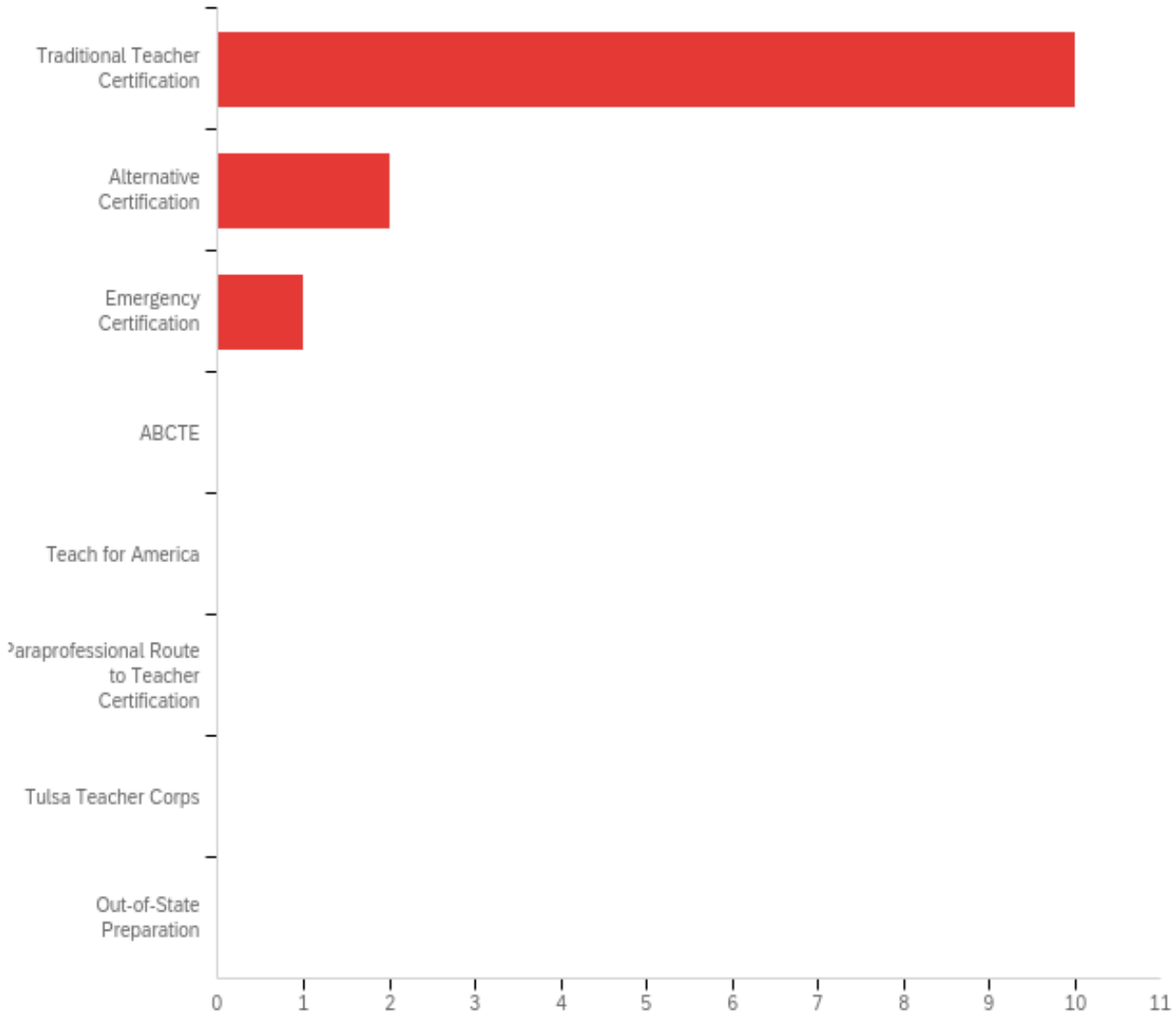
## Q5 - Are you a first year teacher?



#	Field	Minimum	Maximum	Mean	Std Deviation	Variance	Count
1	Are you a first year teacher?	1.00	1.00	1.00	0.00	0.00	13

#	Answer	%	Count
1	Yes, I'm a first year teacher	100.00%	13
2	No, I'm not a first year teacher	0.00%	0
	Total	100%	13

**Q9 - Through which route did you receive your teaching license?**

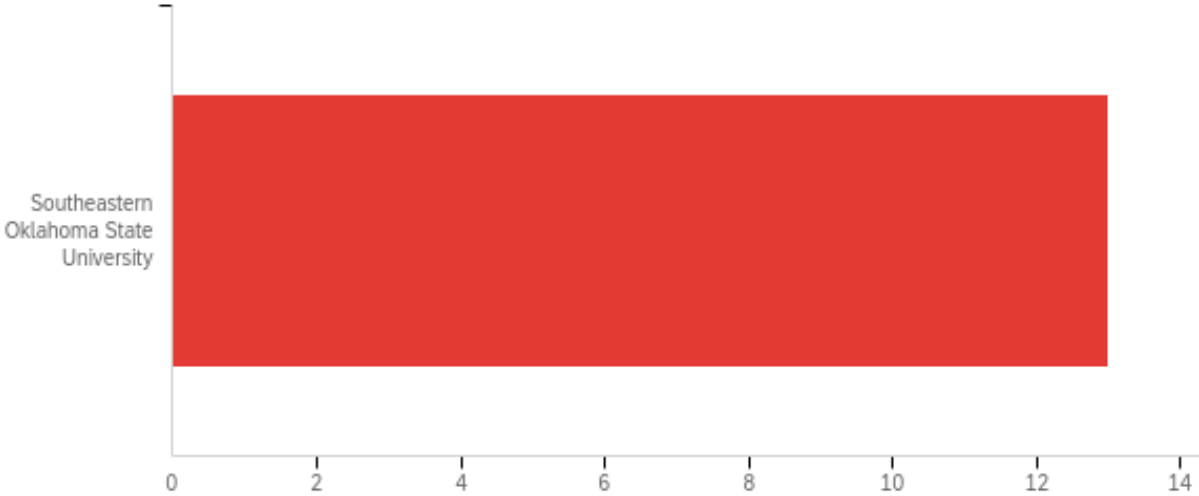


#	Field	Minimum	Maximum	Mean	Std Deviation	Variance	Count
1	Through which route did you receive your teaching license?	1.00	3.00	1.31	0.61	0.37	13

#	Answer	%	Count
1	Traditional Teacher Certification	76.92%	10
2	Alternative Certification	15.38%	2

3	Emergency Certification	7.69%	1
4	ABCTE	0.00%	0
5	Teach for America	0.00%	0
6	Paraprofessional Route to Teacher Certification	0.00%	0
7	Tulsa Teacher Corps	0.00%	0
8	Out-of-State Preparation	0.00%	0
	Total	100%	13

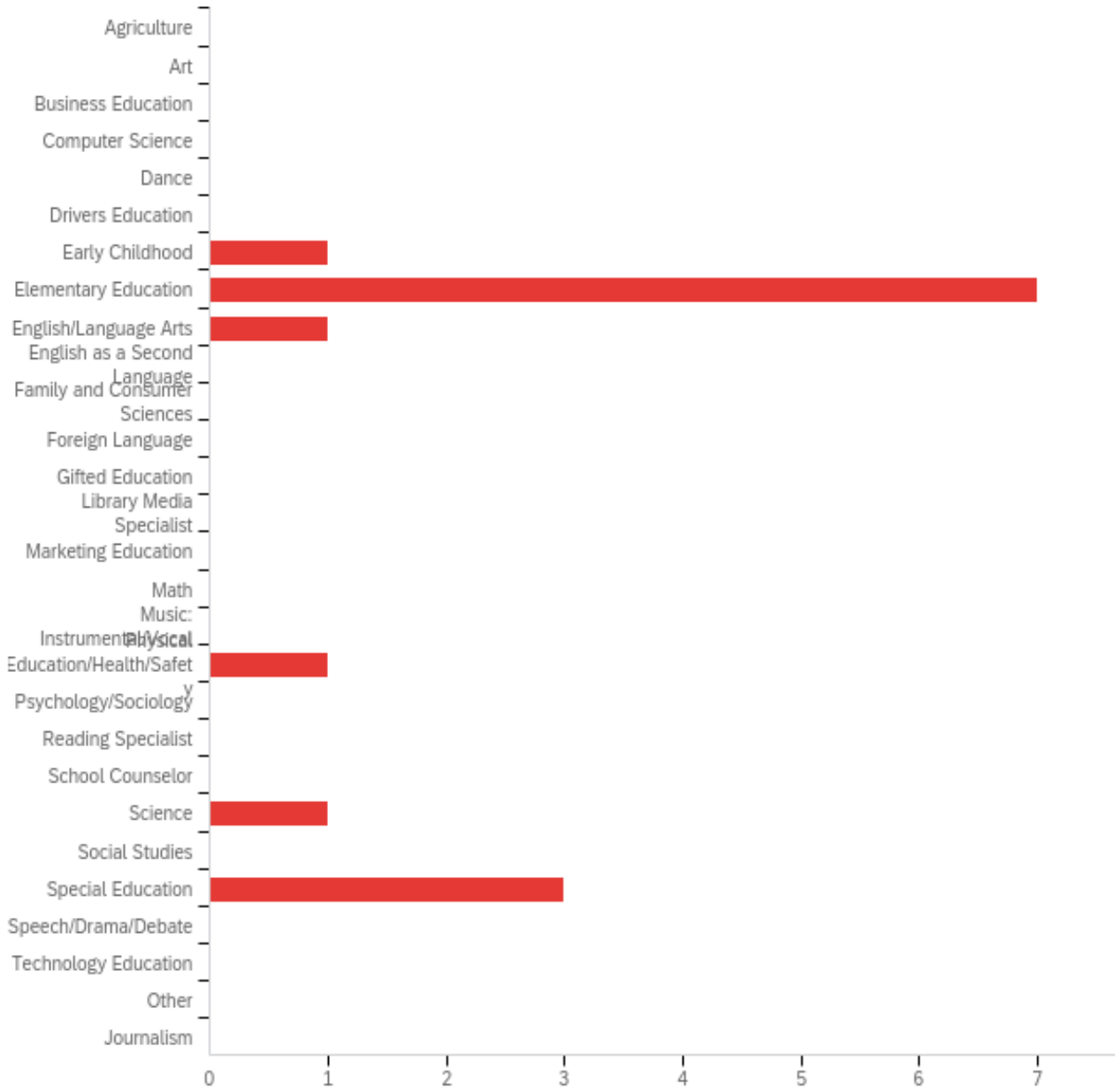
**Q8 - From which of the following institutions did you receive recommendation for teacher certification? If you hold an alternative or emergency certificate please select Oklahoma State Department of Education.**



#	Field	Minimum	Maximum	Mean	Std Deviation	Variance	Count
1	From which of the following institutions did you receive recommendation for teacher certification? If you hold an alternative or emergency certificate please select Oklahoma State Department of Education.	16.00	16.00	16.00	0.00	0.00	13

#	Answer	%	Count
12	Southeastern Oklahoma State University	100.00%	13
	Total	100%	13

### Q26 - In what area did you receive your degree?

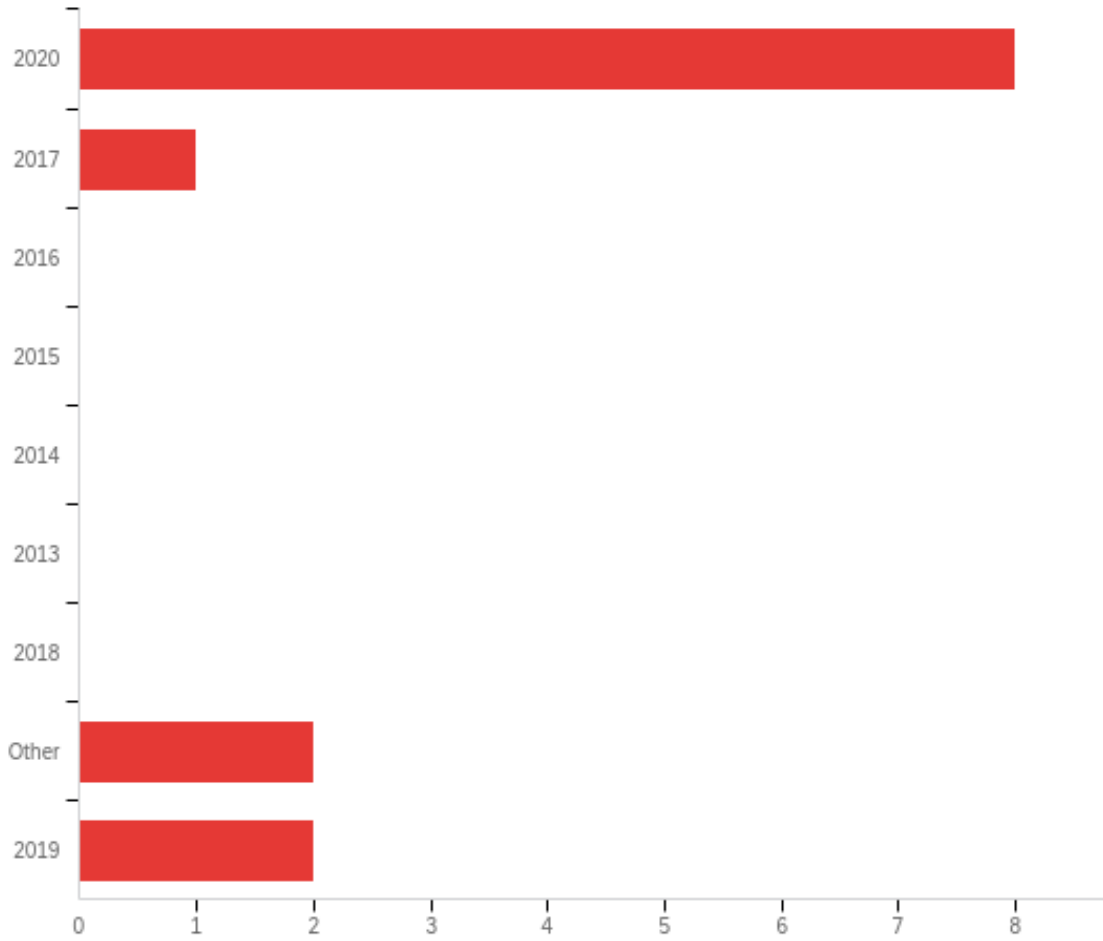


#	Answer	%	Count
1	Agriculture	0.00%	0
2	Art	0.00%	0
3	Business Education	0.00%	0
4	Computer Science	0.00%	0
5	Dance	0.00%	0

6	Drivers Education	0.00%	0
7	Early Childhood	7.14%	1
8	Elementary Education	50.00%	7
9	English/Language Arts	7.14%	1
10	English as a Second Language	0.00%	0
11	Family and Consumer Sciences	0.00%	0
12	Foreign Language	0.00%	0
13	Gifted Education	0.00%	0
14	Library Media Specialist	0.00%	0
15	Marketing Education	0.00%	0
16	Math	0.00%	0
17	Music: Instrumental/Vocal	0.00%	0
18	Physical Education/Health/Safety	7.14%	1
19	Psychology/Sociology	0.00%	0
20	Reading Specialist	0.00%	0
21	School Counselor	0.00%	0
22	Science	7.14%	1
23	Social Studies	0.00%	0
24	Special Education	21.43%	3
25	Speech/Drama/Debate	0.00%	0
26	Technology Education	0.00%	0
27	Other	0.00%	0
28	Journalism	0.00%	0
	Total	100%	14

Q26\_27\_TEXT - Other  
Other - Text

### Q27 - In what year did you receive your degree?



#	Field	Minimum	Maximum	Mean	Std Deviation	Variance	Count
1	In what year did you receive your degree? - Selected Choice	1.00	9.00	3.38	3.43	11.78	13

#	Answer	%	Count
1	2020	61.54%	8
2	2017	7.69%	1
3	2016	0.00%	0
4	2015	0.00%	0
5	2014	0.00%	0

6	2013	0.00%	0
7	2018	0.00%	0
8	Other	15.38%	2
9	2019	15.38%	2
	Total	100%	13

## Q27\_8\_TEXT - Other

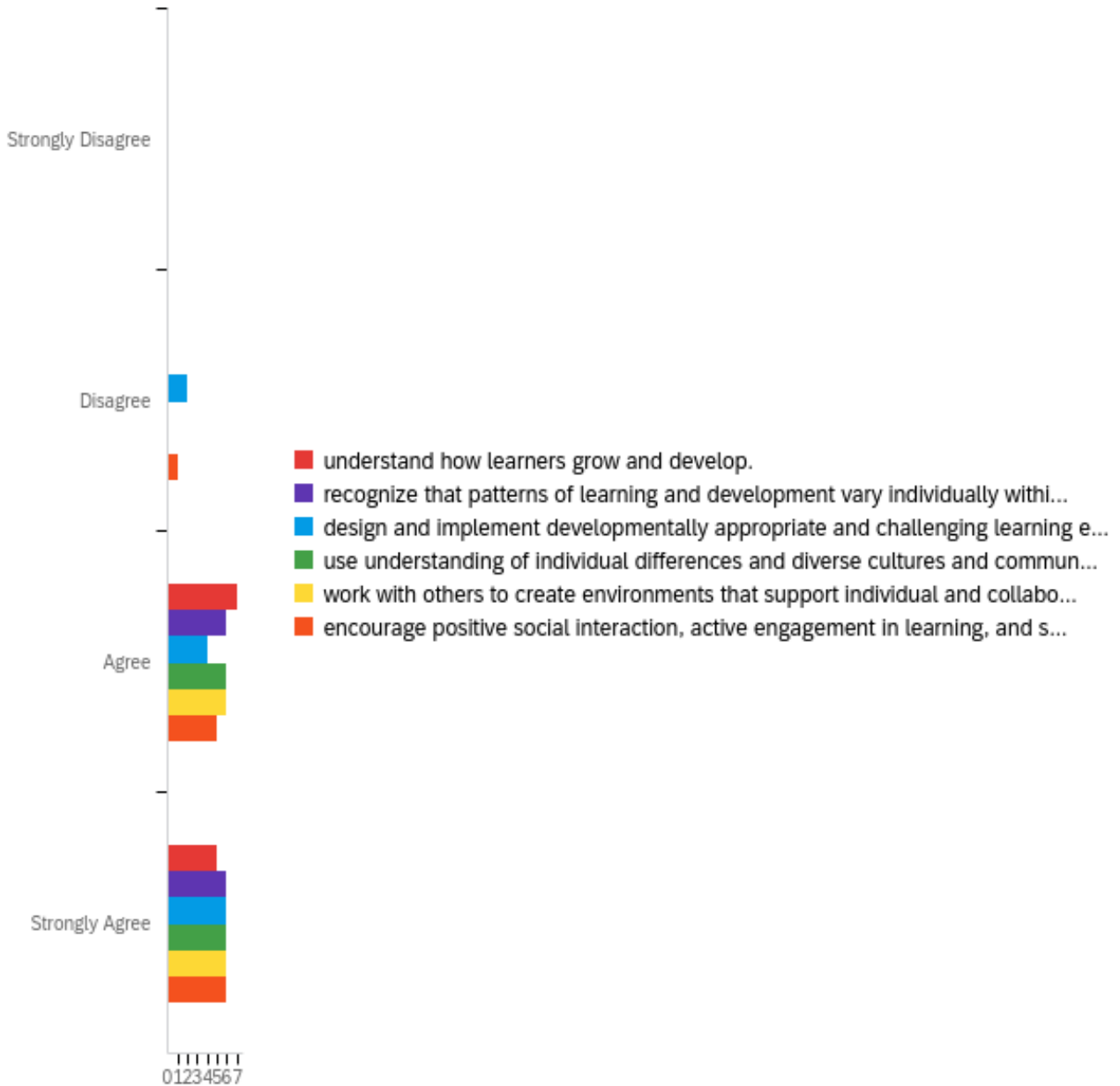
Other - Text

---

2021



**Q1 - The Learner and Learning** Please rate the extent to which you agree with each statement below. My preparation program/route to certification prepared me to:

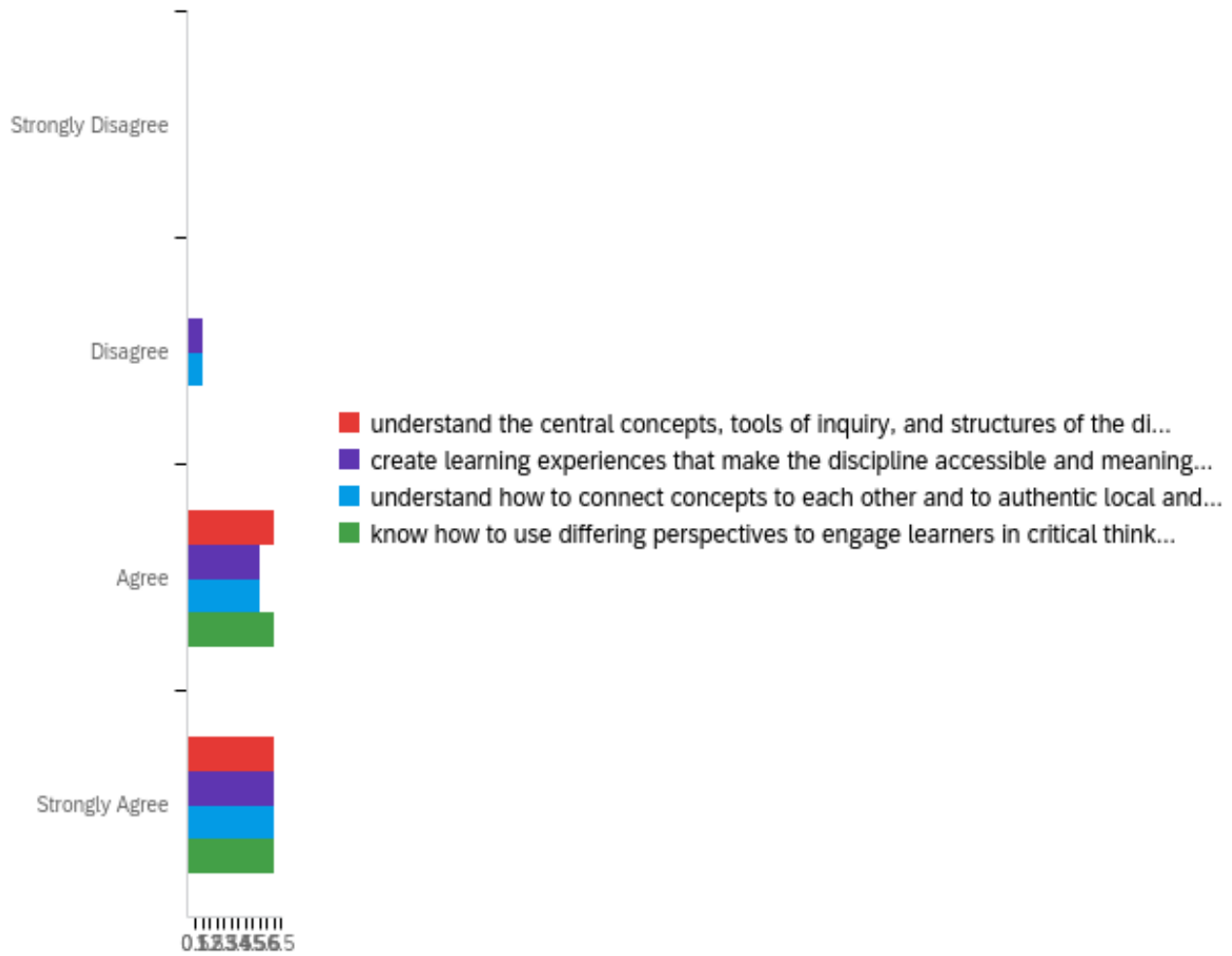


#	Field	Minimum	Maximum	Mean	Std Deviation	Variance	Count
1	understand how learners grow and develop.	3.00	4.00	3.42	0.49	0.24	12
2	recognize that patterns of learning and development vary individually within and across the cognitive, linguistic, social, emotional, and physical areas.	3.00	4.00	3.50	0.50	0.25	12

3	design and implement developmentally appropriate and challenging learning experiences.	2.00	4.00	3.33	0.75	0.56	12
4	use understanding of individual differences and diverse cultures and communities to ensure inclusive learning environments that enable each learner to meet high standards.	3.00	4.00	3.50	0.50	0.25	12
5	work with others to create environments that support individual and collaborative learning.	3.00	4.00	3.50	0.50	0.25	12
6	encourage positive social interaction, active engagement in learning, and self-motivation.	2.00	4.00	3.42	0.64	0.41	12

#	Question	Strongly Disagree	Disagree	Agree	Strongly Agree	Total
1	understand how learners grow and develop.	0.00% 0	0.00% 0	58.33% 7	41.67% 5	12
2	recognize that patterns of learning and development vary individually within and across the cognitive, linguistic, social, emotional, and physical areas.	0.00% 0	0.00% 0	50.00% 6	50.00% 6	12
3	design and implement developmentally appropriate and challenging learning experiences.	0.00% 0	16.67% 2	33.33% 4	50.00% 6	12
4	use understanding of individual differences and diverse cultures and communities to ensure inclusive learning environments that enable each learner to meet high standards.	0.00% 0	0.00% 0	50.00% 6	50.00% 6	12
5	work with others to create environments that support individual and collaborative learning.	0.00% 0	0.00% 0	50.00% 6	50.00% 6	12
6	encourage positive social interaction, active engagement in learning, and self-motivation.	0.00% 0	8.33% 1	41.67% 5	50.00% 6	12

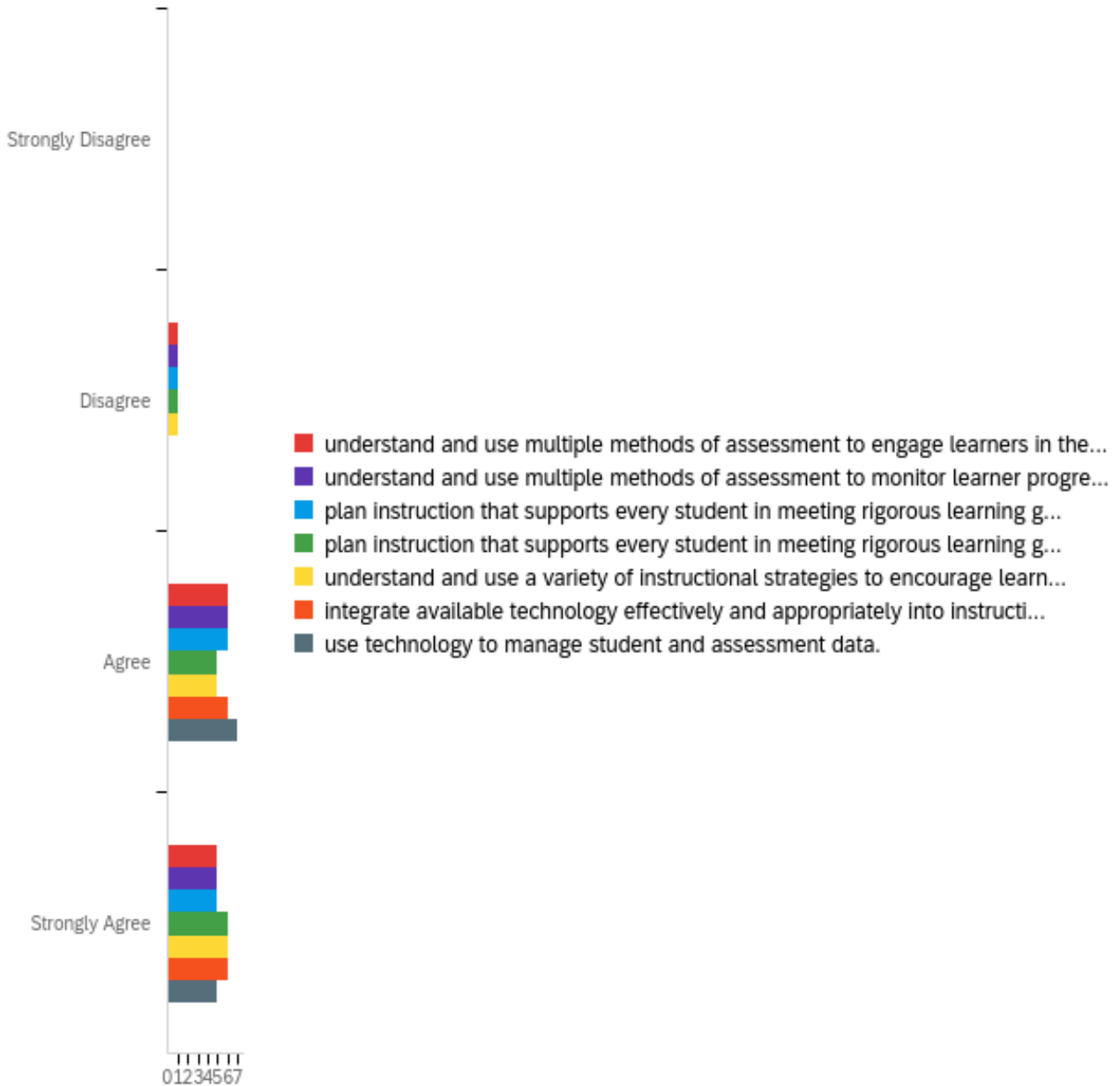
**Q2 - Content** Please rate the extent to which you agree with each statement below.  
**My preparation program/route to certification prepared me to:**



#	Field	Minimum	Maximum	Mean	Std Deviation	Variance	Count
1	understand the central concepts, tools of inquiry, and structures of the discipline(s) I teach.	3.00	4.00	3.50	0.50	0.25	12
2	create learning experiences that make the discipline accessible and meaningful for learners to assure mastery of the content.	2.00	4.00	3.42	0.64	0.41	12
3	understand how to connect concepts to each other and to authentic local and global issues.	2.00	4.00	3.42	0.64	0.41	12
4	know how to use differing perspectives to engage learners in critical thinking, creativity, and collaborative problem solving.	3.00	4.00	3.50	0.50	0.25	12

#	Question	Strongly Disagree		Disagree		Agree		Strongly Agree		Total
1	understand the central concepts, tools of inquiry, and structures of the discipline(s) I teach.	0.00%	0	0.00%	0	50.00%	6	50.00%	6	12
2	create learning experiences that make the discipline accessible and meaningful for learners to assure mastery of the content.	0.00%	0	8.33%	1	41.67%	5	50.00%	6	12
3	understand how to connect concepts to each other and to authentic local and global issues.	0.00%	0	8.33%	1	41.67%	5	50.00%	6	12
4	know how to use differing perspectives to engage learners in critical thinking, creativity, and collaborative problem solving.	0.00%	0	0.00%	0	50.00%	6	50.00%	6	12

**Q3 - Instructional Practice** Please rate the extent to which you agree with each statement below. My preparation program/route to certification prepared me to:

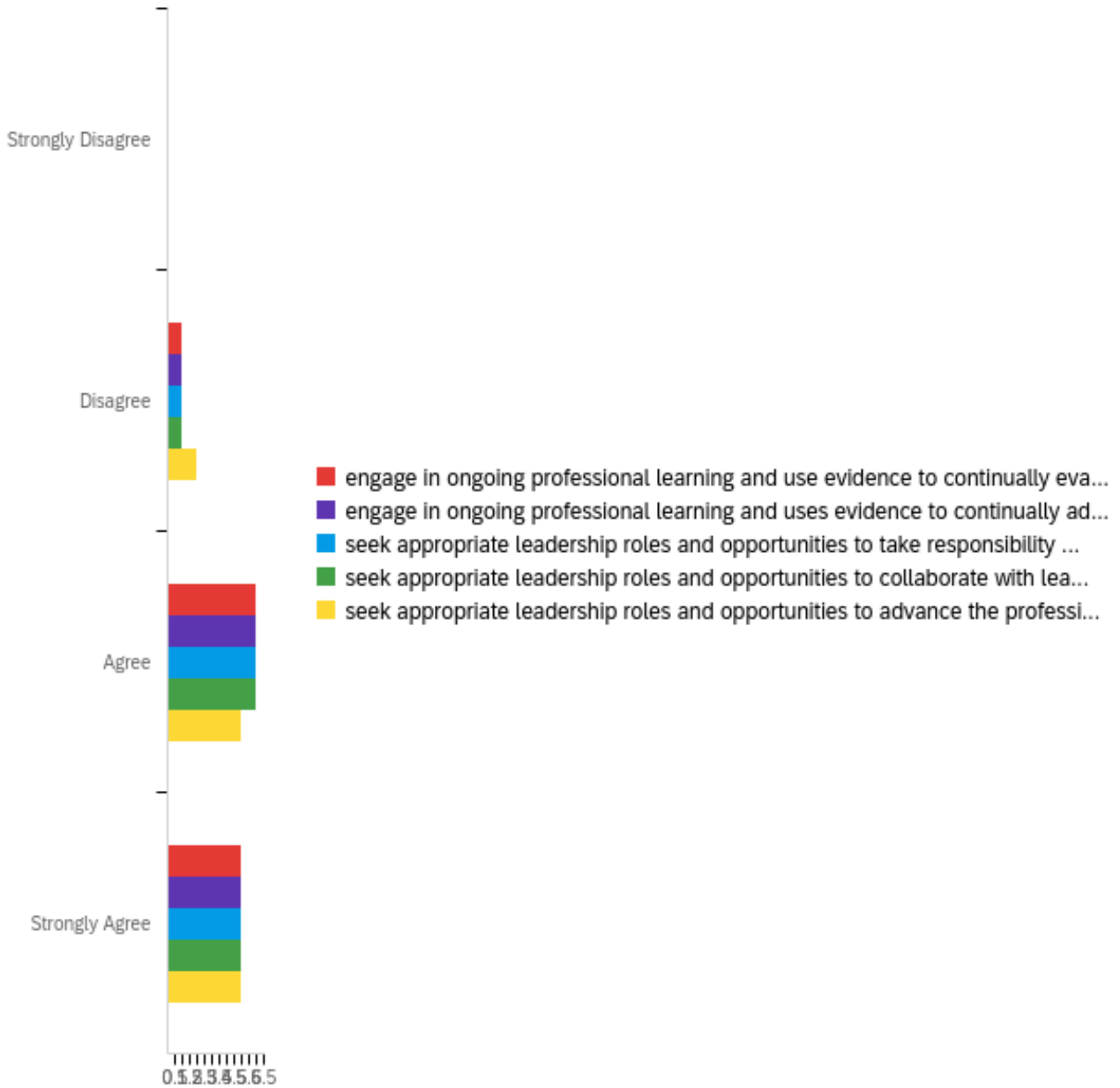


#	Field	Minimum	Maximum	Mean	Std Deviation	Variance	Count
1	understand and use multiple methods of assessment to engage learners in their own growth and guide learners' decision making.	2.00	4.00	3.33	0.62	0.39	12
2	understand and use multiple methods of assessment to monitor learner progress and to guide my decision making.	2.00	4.00	3.33	0.62	0.39	12
3	plan instruction that supports every student in meeting rigorous learning goals by	2.00	4.00	3.33	0.62	0.39	12

	drawing upon knowledge of content areas, curriculum, cross-disciplinary skills, and pedagogy.							
4	plan instruction that supports every student in meeting rigorous learning goals by drawing upon knowledge of learners and the community context.	2.00	4.00	3.42	0.64	0.41	12	
5	understand and use a variety of instructional strategies to encourage learners to develop deep understanding of content areas and their connections, and to build skills to apply knowledge in meaningful ways.	2.00	4.00	3.42	0.64	0.41	12	
6	integrate available technology effectively and appropriately into instruction.	3.00	4.00	3.50	0.50	0.25	12	
7	use technology to manage student and assessment data.	3.00	4.00	3.42	0.49	0.24	12	

#	Question	Strongly Disagree	Disagree	Agree	Strongly Agree	Total
1	understand and use multiple methods of assessment to engage learners in their own growth and guide learners' decision making.	0.00% 0	8.33% 1	50.00% 6	41.67% 5	12
2	understand and use multiple methods of assessment to monitor learner progress and to guide my decision making.	0.00% 0	8.33% 1	50.00% 6	41.67% 5	12
3	plan instruction that supports every student in meeting rigorous learning goals by drawing upon knowledge of content areas, curriculum, cross-disciplinary skills, and pedagogy.	0.00% 0	8.33% 1	50.00% 6	41.67% 5	12
4	plan instruction that supports every student in meeting rigorous learning goals by drawing upon knowledge of learners and the community context.	0.00% 0	8.33% 1	41.67% 5	50.00% 6	12
5	understand and use a variety of instructional strategies to encourage learners to develop deep understanding of content areas and their connections, and to build skills to apply knowledge in meaningful ways.	0.00% 0	8.33% 1	41.67% 5	50.00% 6	12
6	integrate available technology effectively and appropriately into instruction.	0.00% 0	0.00% 0	50.00% 6	50.00% 6	12
7	use technology to manage student and assessment data.	0.00% 0	0.00% 0	58.33% 7	41.67% 5	12

**Q4 - Professional Responsibility** Please rate the extent to which you agree with each statement below. My preparation program/route to certification prepared me to:



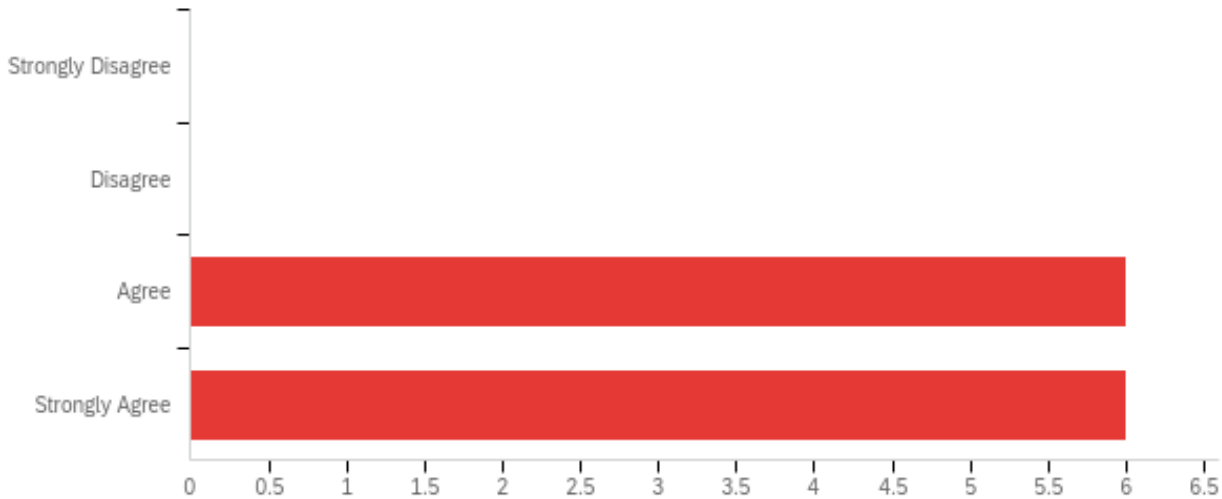
#	Field	Minimum	Maximum	Mean	Std Deviation	Variance	Count
1	engage in ongoing professional learning and use evidence to continually evaluate my practice, particularly the effects of my choices and actions on others (learners, families, other professionals, and the community).	2.00	4.00	3.33	0.62	0.39	12

2	engage in ongoing professional learning and uses evidence to continually adapt practice to meet the needs of each learner.	2.00	4.00	3.33	0.62	0.39	12
3	seek appropriate leadership roles and opportunities to take responsibility for student learning.	2.00	4.00	3.33	0.62	0.39	12
4	seek appropriate leadership roles and opportunities to collaborate with learners, families, colleagues, other school professionals, and community members to ensure learner growth.	2.00	4.00	3.33	0.62	0.39	12
5	seek appropriate leadership roles and opportunities to advance the profession.	2.00	4.00	3.25	0.72	0.52	12

#	Question	Strongly Disagree	Disagree	Agree	Strongly Agree	Total
1	engage in ongoing professional learning and use evidence to continually evaluate my practice, particularly the effects of my choices and actions on others (learners, families, other professionals, and the community).	0.00% 0	8.33% 1	50.00% 6	41.67% 5	12
2	engage in ongoing professional learning and uses evidence to continually adapt practice to meet the needs of each learner.	0.00% 0	8.33% 1	50.00% 6	41.67% 5	12
3	seek appropriate leadership roles and opportunities to take responsibility for student learning.	0.00% 0	8.33% 1	50.00% 6	41.67% 5	12
4	seek appropriate leadership roles and opportunities to collaborate with learners, families, colleagues, other school professionals, and community members to ensure learner growth.	0.00% 0	8.33% 1	50.00% 6	41.67% 5	12
5	seek appropriate leadership roles and opportunities to advance the profession.	0.00% 0	16.67% 2	41.67% 5	41.67% 5	12



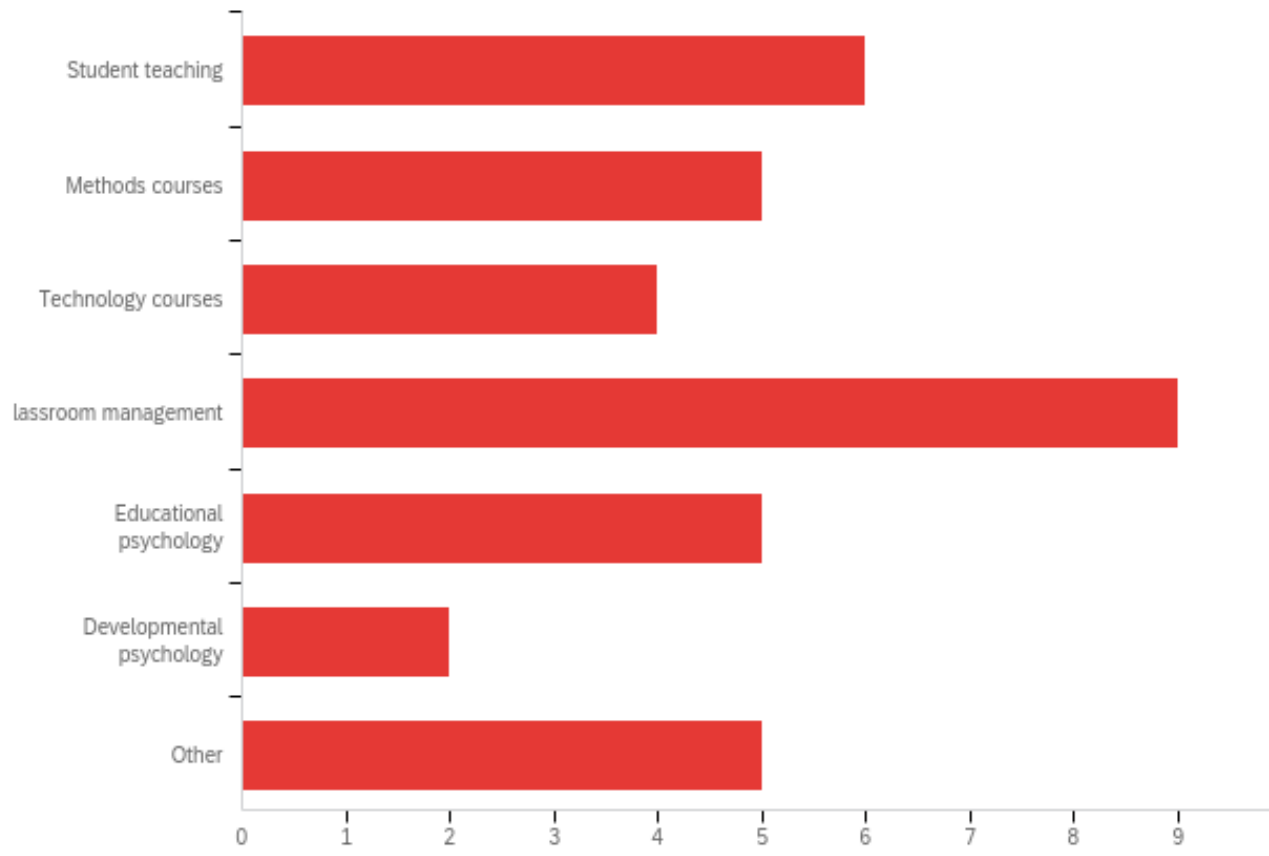
**Q28 - Overall, my preparation/route to certification effectively prepared me to have a positive impact on P12 student learning and development.**



#	Field	Minimum	Maximum	Mean	Std Deviation	Variance	Count
1	Overall, my preparation/route to certification effectively prepared me to have a positive impact on P12 student learning and development.	3.00	4.00	3.50	0.50	0.25	12

#	Answer	%	Count
1	Strongly Disagree	0.00%	0
2	Disagree	0.00%	0
3	Agree	50.00%	6
4	Strongly Agree	50.00%	6
	Total	100%	12

**Q7 - What courses or experiences in your educator preparation/route to certification stand out as particularly important or meaningful?**



#	Answer	%	Count
10	Student teaching	16.67%	6
11	Methods courses	13.89%	5
12	Technology courses	11.11%	4
13	Classroom management	25.00%	9
14	Educational psychology	13.89%	5
15	Developmental psychology	5.56%	2
16	Other	13.89%	5
	Total	100%	36

Q7\_16\_TEXT - Other

Other - Text

---

Sped

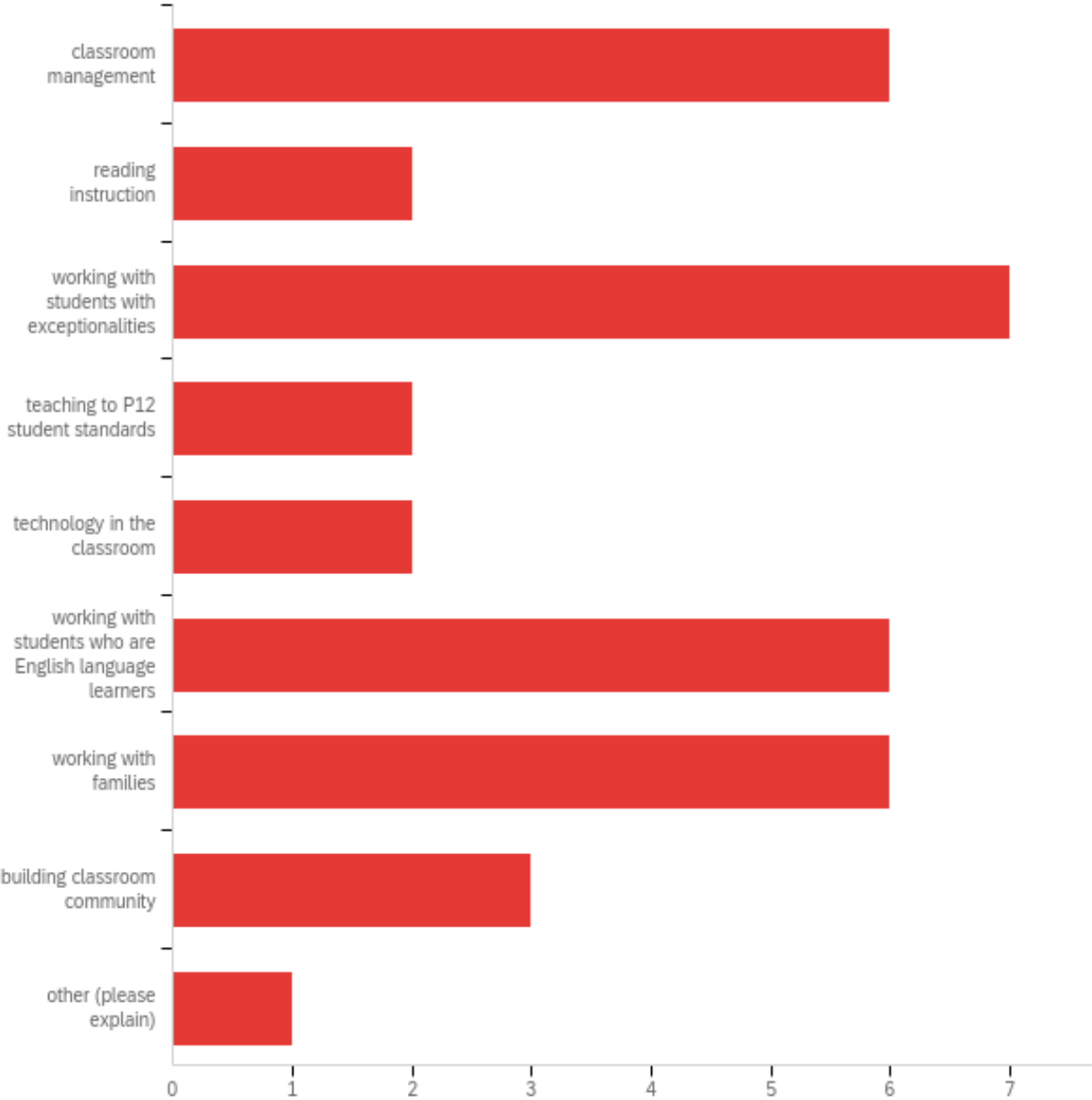
---

Individuals with Exceptionalities

---

Certification test preparation is a MAJOR need

**Q13 - As you near the end of your first year of teaching, in what area(s) could you have used more preparation? (Please check all that apply)**



#	Answer	%	Count
1	classroom management	17.14%	6
2	reading instruction	5.71%	2
3	working with students with exceptionalities	20.00%	7
4	teaching to P12 student standards	5.71%	2

5	technology in the classroom	5.71%	2
6	working with students who are English language learners	17.14%	6
7	working with families	17.14%	6
8	building classroom community	8.57%	3
9	other (please explain)	2.86%	1
	Total	100%	35

### Q13\_9\_TEXT - other (please explain)

other (please explain) - Text

---

In technology in the classroom I wish I could have learned about google docs and other google platforms, using platforms like seesaw to teach and assign activities, storing and organizing lesson plans and papers on the computer, and how to use smart boards

**Q14 - Please note awards or honors received, degrees or certificates earned, and other recognitions from the current school year.**

Please note awards or honors received, degrees or certificates earned, and other recognitions from the current school year.

---

n/a

---

I have been told by my principal that more people have reached out to him to say positive and nice things about me and my teaching than any other teacher. I have earned a certificate for attending the Oklahoma Autism Conference.

---

n/a

---

At this time I am receiving much positive support from my mentor, school administrators and fellow teachers. My skills are being recognized as is my work ethic and passion for teaching.

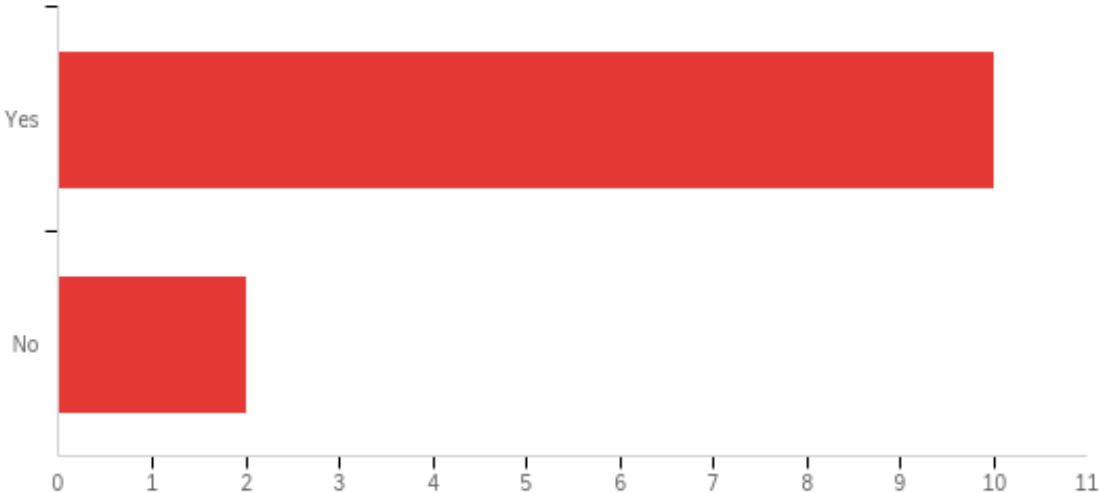
---

I won a prize from a former Alumni from the school im teaching at. He told the school to pick who was best deserving, and I was chosen. It was for my work with students who have had behavior issues. They were took out of their original class and put in mine. They are now flourishing in academics and behavior has improved.

---

Amazing Teacher Award - Great Evaluation Reviews

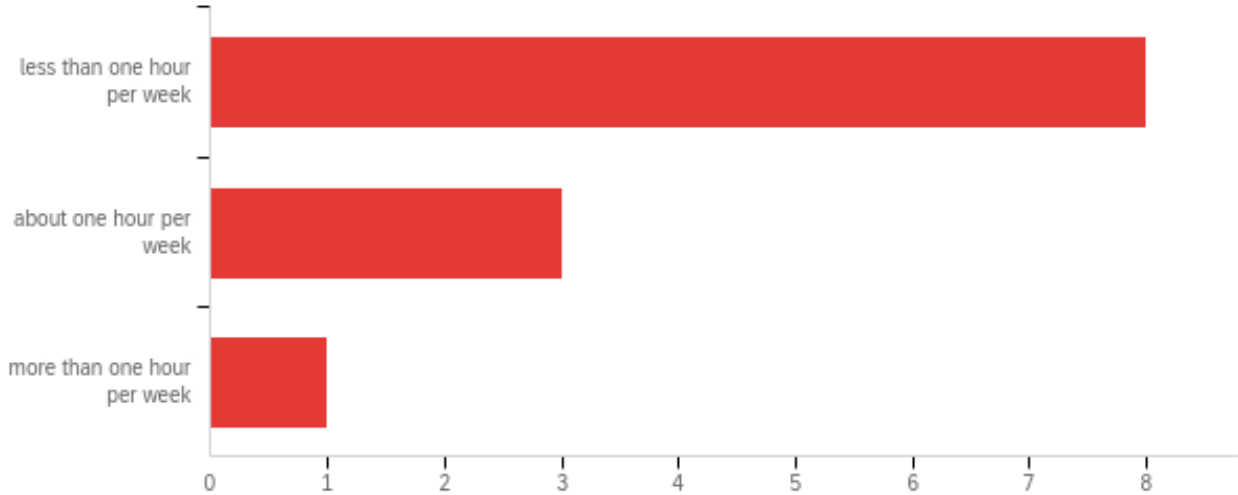
**Q15 - Were you assigned a mentor from your school district this school year?**



#	Field	Minimum	Maximum	Mean	Std Deviation	Variance	Count
1	Were you assigned a mentor from your school district this school year?	1.00	2.00	1.17	0.37	0.14	12

#	Answer	%	Count
1	Yes	83.33%	10
2	No	16.67%	2
	Total	100%	12

**Q16 - How much time did you spend with your mentor teacher?**

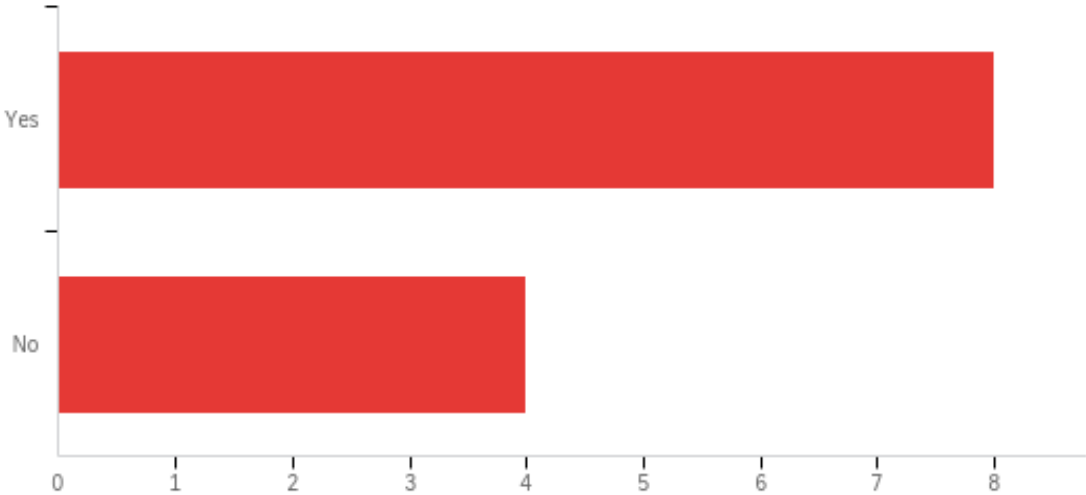


#	Field	Minimum	Maximum	Mean	Std Deviation	Variance	Count
1	How much time did you spend with your mentor teacher?	1.00	3.00	1.42	0.64	0.41	12

#	Answer	%	Count
1	less than one hour per week	66.67%	8
2	about one hour per week	25.00%	3
3	more than one hour per week	8.33%	1
	Total	100%	12



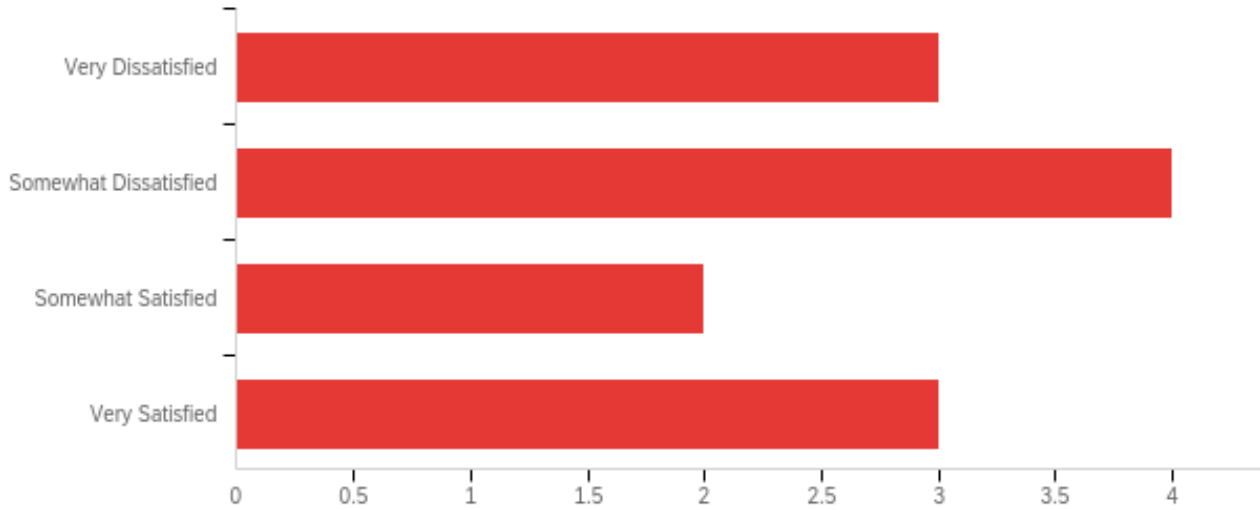
**Q17 - Is your mentor in your same teaching area?**



#	Field	Minimum	Maximum	Mean	Std Deviation	Variance	Count
1	Is your mentor in your same teaching area?	1.00	2.00	1.33	0.47	0.22	12

#	Answer	%	Count
1	Yes	66.67%	8
2	No	33.33%	4
	Total	100%	12

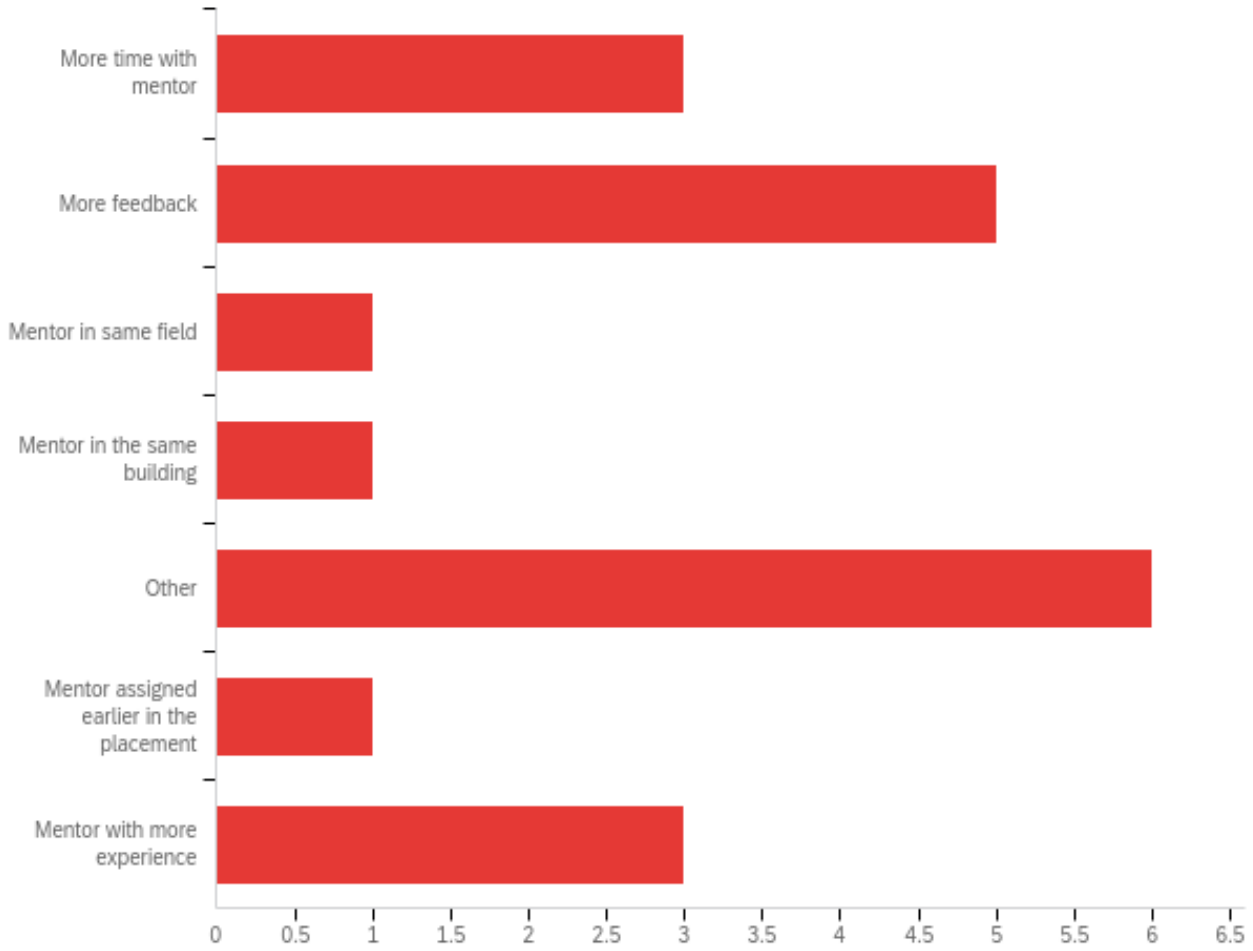
### Q18 - How satisfied are you with your mentoring experience?



#	Field	Minimum	Maximum	Mean	Std Deviation	Variance	Count
1	How satisfied are you with your mentoring experience?	1.00	4.00	2.42	1.11	1.24	12

#	Answer	%	Count
1	Very Dissatisfied	25.00%	3
2	Somewhat Dissatisfied	33.33%	4
3	Somewhat Satisfied	16.67%	2
4	Very Satisfied	25.00%	3
	Total	100%	12

### Q19 - How might the mentoring experience be improved?



#	Answer	%	Count
1	More time with mentor	15.00%	3
2	More feedback	25.00%	5
3	Mentor in same field	5.00%	1
4	Mentor in the same building	5.00%	1
5	Other	30.00%	6
6	Mentor assigned earlier in the placement	5.00%	1
7	Mentor with more experience	15.00%	3
	Total	100%	20

## Q19\_5\_TEXT - Other

Other - Text

---

In Epic its called a DTD

---

I didn't have one

---

communication

---

Mentoring is perfect

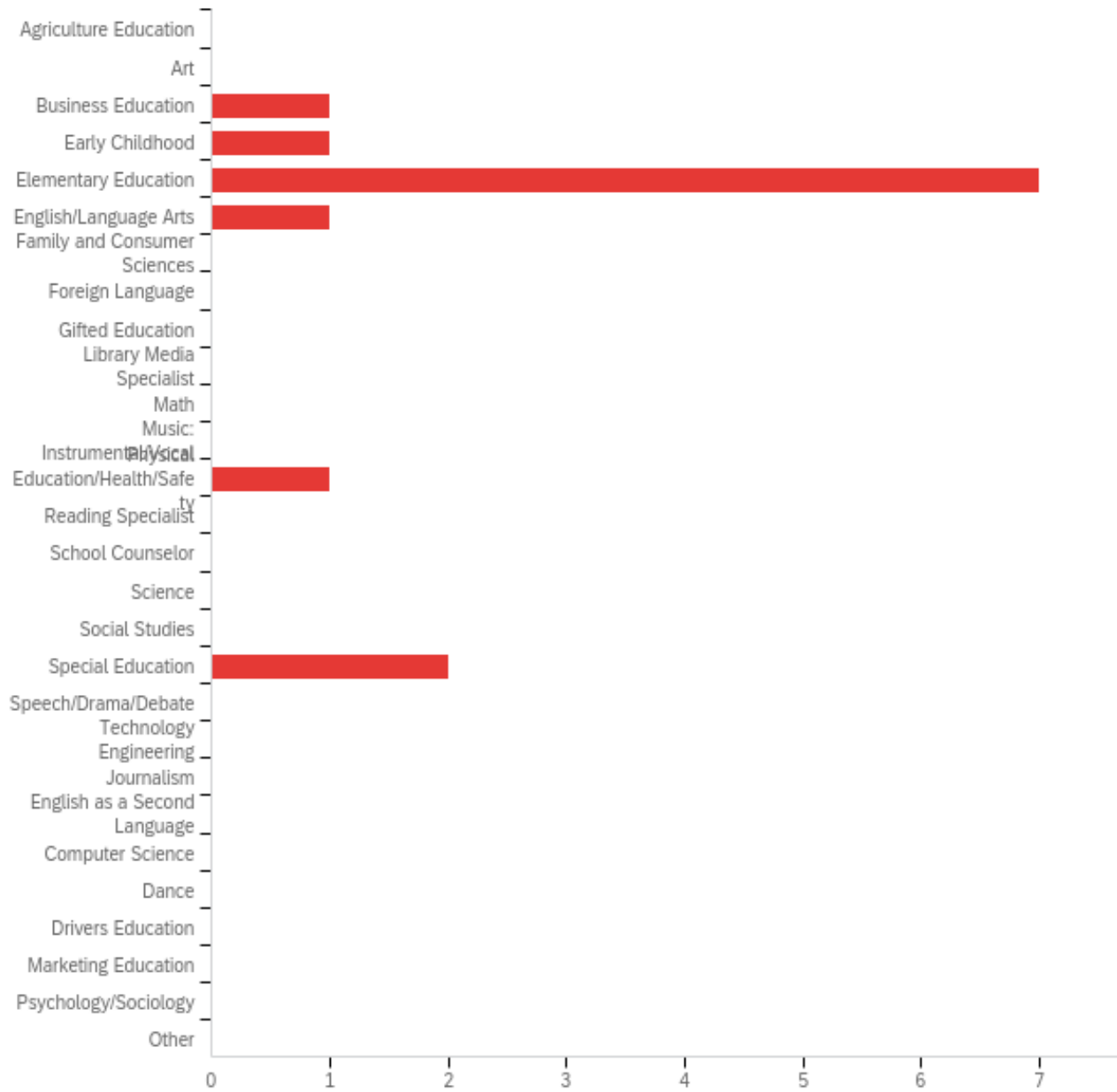
---

My mentor teacher is an example of why some people do not need to be mentor teachers. She is very unhelpful, rude, and all around not enjoyable to work with at all.

---

My assigned mentor was not reliable. It obviously wasn't her fault, but she got sick mid year & did not return to school.

**Q10 - In what area(s) were you initially certified? (Please check all that apply)**

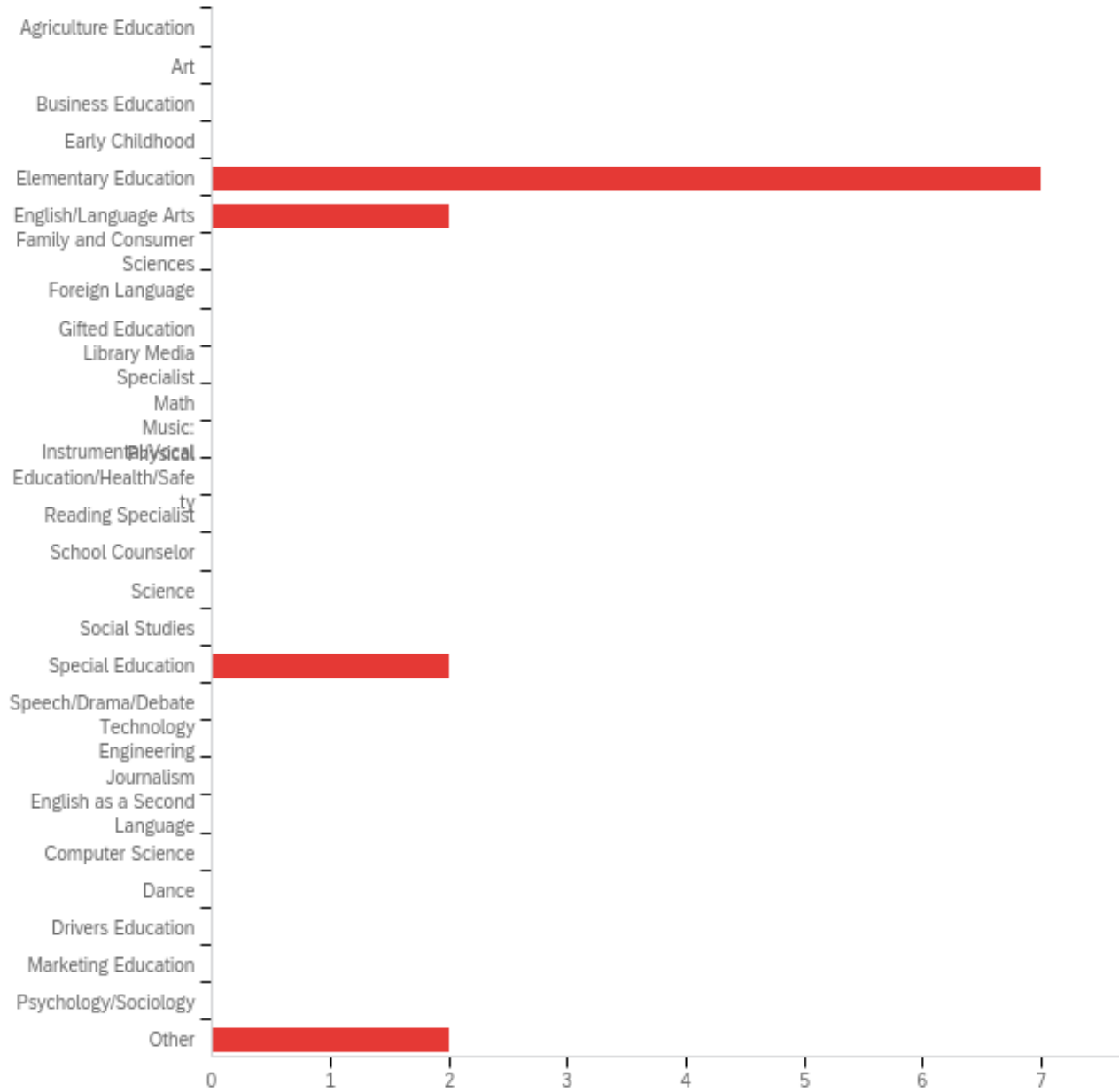


#	Answer	%	Count
1	Agriculture Education	0.00%	0
2	Art	0.00%	0
3	Business Education	7.69%	1
4	Early Childhood	7.69%	1
5	Elementary Education	53.85%	7

6	English/Language Arts	7.69%	1
7	Family and Consumer Sciences	0.00%	0
8	Foreign Language	0.00%	0
9	Gifted Education	0.00%	0
10	Library Media Specialist	0.00%	0
11	Math	0.00%	0
12	Music: Instrumental/Vocal	0.00%	0
13	Physical Education/Health/Safety	7.69%	1
14	Reading Specialist	0.00%	0
15	School Counselor	0.00%	0
16	Science	0.00%	0
17	Social Studies	0.00%	0
18	Special Education	15.38%	2
19	Speech/Drama/Debate	0.00%	0
20	Technology Engineering	0.00%	0
21	Journalism	0.00%	0
22	English as a Second Language	0.00%	0
23	Computer Science	0.00%	0
24	Dance	0.00%	0
25	Drivers Education	0.00%	0
26	Marketing Education	0.00%	0
27	Psychology/Sociology	0.00%	0
35	Other	0.00%	0
	Total	100%	13

Q10\_35\_TEXT - Other  
Other - Text

**Q11 - What is your current primary teaching assignment? (Please check all that apply)**



#	Answer	%	Count
1	Agriculture Education	0.00%	0
2	Art	0.00%	0
3	Business Education	0.00%	0
4	Early Childhood	0.00%	0
5	Elementary Education	53.85%	7

6	English/Language Arts	15.38%	2
7	Family and Consumer Sciences	0.00%	0
8	Foreign Language	0.00%	0
9	Gifted Education	0.00%	0
10	Library Media Specialist	0.00%	0
11	Math	0.00%	0
12	Music: Instrumental/Vocal	0.00%	0
13	Physical Education/Health/Safety	0.00%	0
14	Reading Specialist	0.00%	0
15	School Counselor	0.00%	0
16	Science	0.00%	0
17	Social Studies	0.00%	0
18	Special Education	15.38%	2
19	Speech/Drama/Debate	0.00%	0
20	Technology Engineering	0.00%	0
21	Journalism	0.00%	0
22	English as a Second Language	0.00%	0
23	Computer Science	0.00%	0
24	Dance	0.00%	0
25	Drivers Education	0.00%	0
26	Marketing Education	0.00%	0
27	Psychology/Sociology	0.00%	0
35	Other	15.38%	2
	Total	100%	13

## Q11\_35\_TEXT - Other

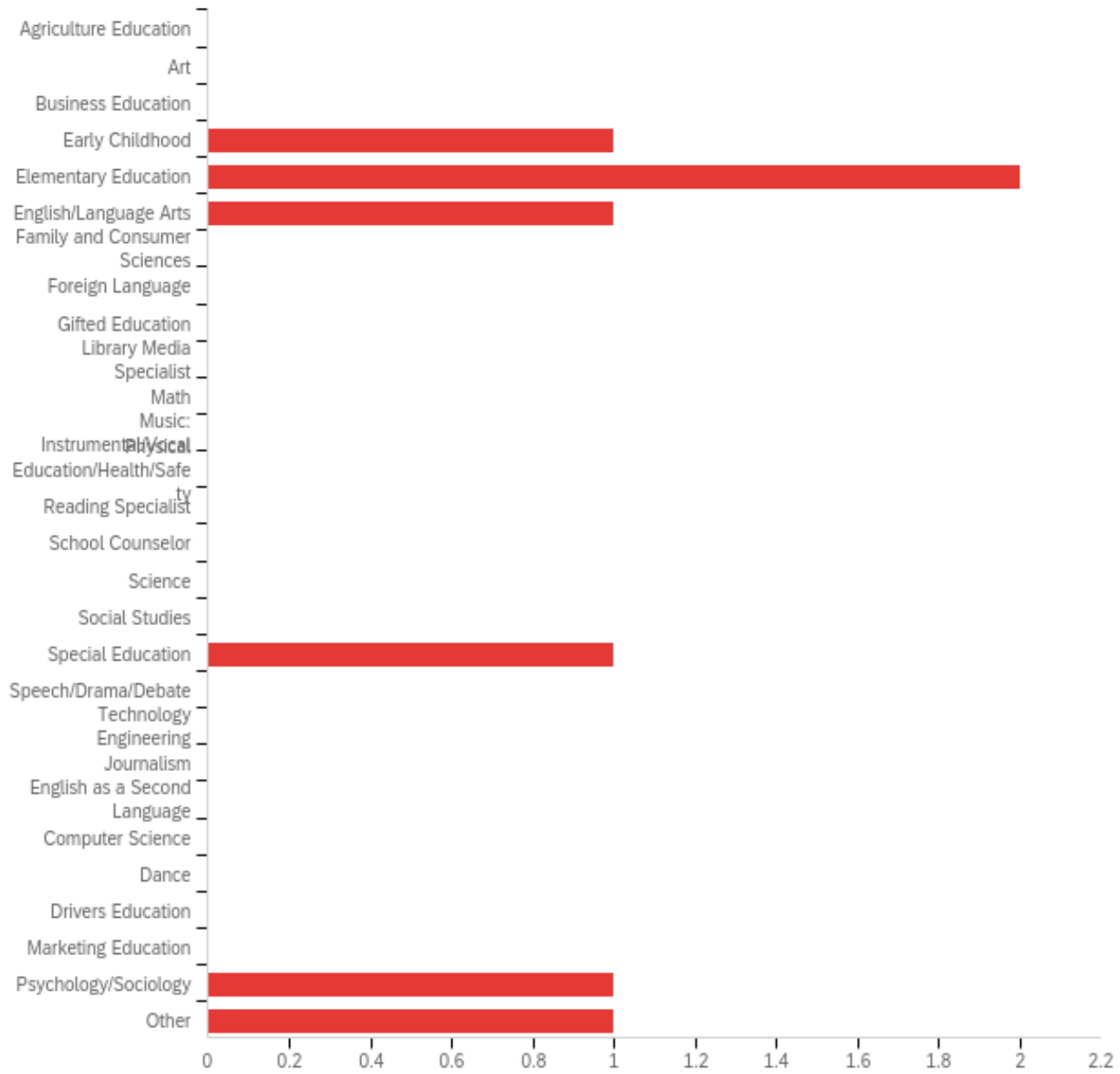
Other - Text

---

4 year old through HS senior



**Q20 - In what additional area(s) are you certified? (Please check all that apply)**



#	Answer	%	Count
1	Agriculture Education	0.00%	0
2	Art	0.00%	0
3	Business Education	0.00%	0
4	Early Childhood	14.29%	1
5	Elementary Education	28.57%	2

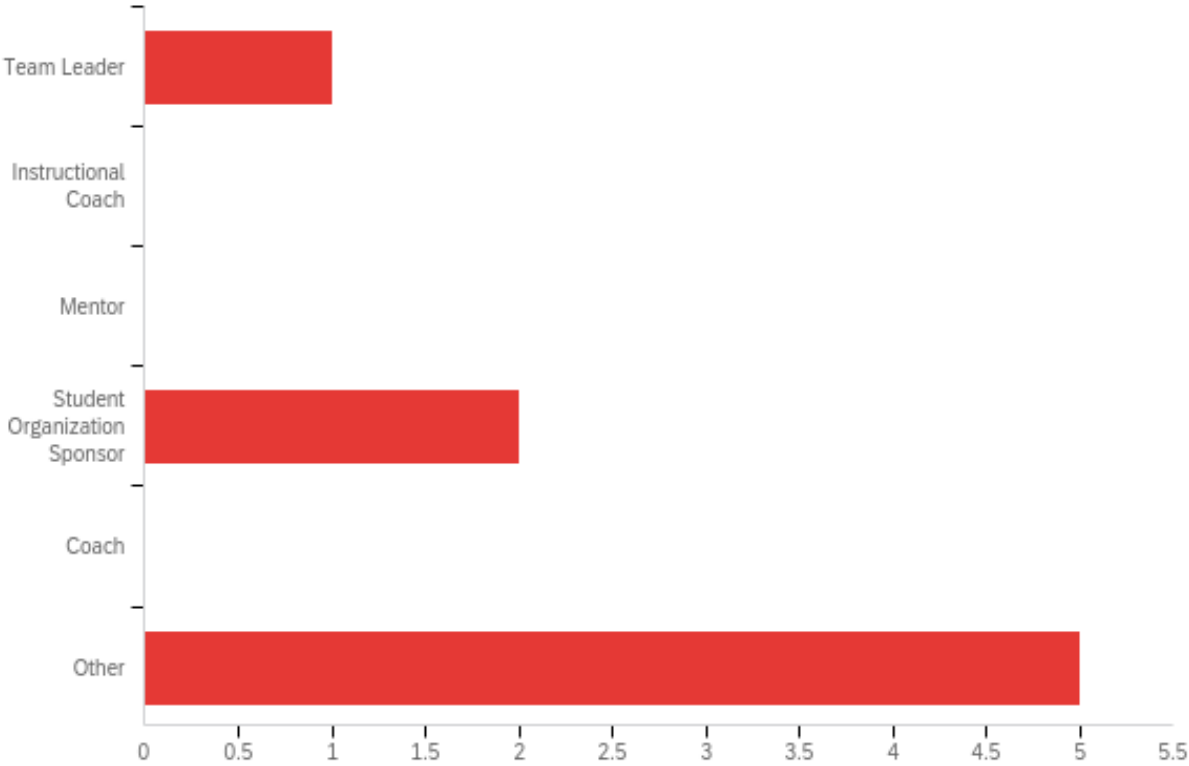
6	English/Language Arts	14.29%	1
7	Family and Consumer Sciences	0.00%	0
8	Foreign Language	0.00%	0
9	Gifted Education	0.00%	0
10	Library Media Specialist	0.00%	0
11	Math	0.00%	0
12	Music: Instrumental/Vocal	0.00%	0
13	Physical Education/Health/Safety	0.00%	0
14	Reading Specialist	0.00%	0
15	School Counselor	0.00%	0
16	Science	0.00%	0
17	Social Studies	0.00%	0
18	Special Education	14.29%	1
19	Speech/Drama/Debate	0.00%	0
20	Technology Engineering	0.00%	0
21	Journalism	0.00%	0
22	English as a Second Language	0.00%	0
23	Computer Science	0.00%	0
24	Dance	0.00%	0
25	Drivers Education	0.00%	0
26	Marketing Education	0.00%	0
27	Psychology/Sociology	14.29%	1
35	Other	14.29%	1
	Total	100%	7

## Q20\_35\_TEXT - Other

Other - Text

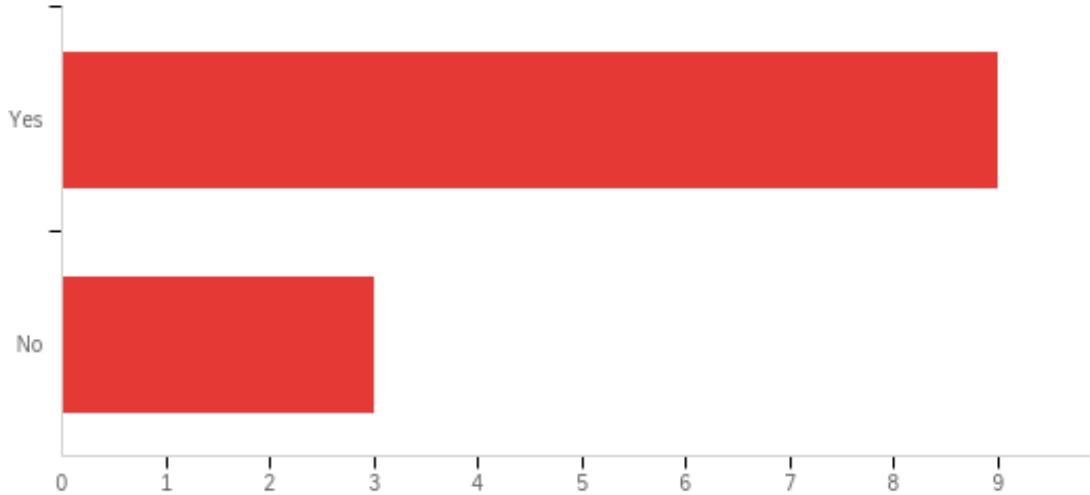
n/a

**Q21 - What other roles do you fill at your school? (Please check all that apply)**



#	Answer	%	Count
1	Team Leader	12.50%	1
2	Instructional Coach	0.00%	0
3	Mentor	0.00%	0
4	Student Organization Sponsor	25.00%	2
5	Coach	0.00%	0
6	Other	62.50%	5
	Total	100%	8

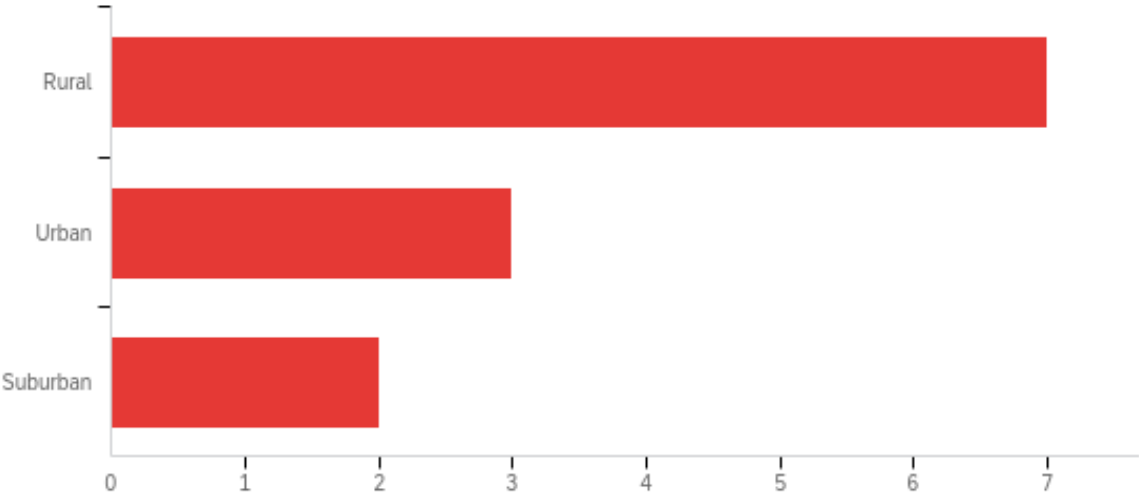
**Q22 - Do you teach at a Title I school?**



#	Field	Minimum	Maximum	Mean	Std Deviation	Variance	Count
1	Do you teach at a Title I school?	1.00	2.00	1.25	0.43	0.19	12

#	Answer	%	Count
1	Yes	75.00%	9
2	No	25.00%	3
	Total	100%	12

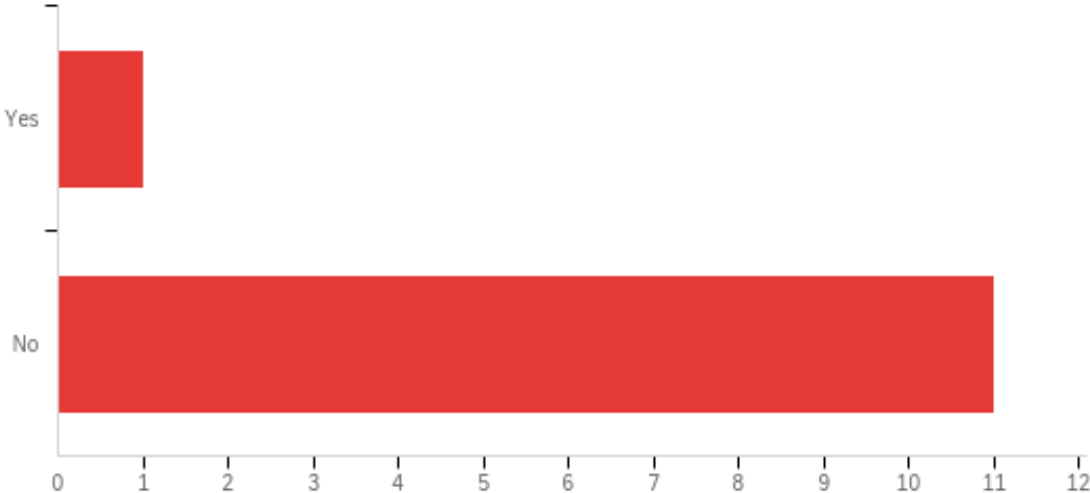
**Q23 - Which of the following describes your school district?**



#	Field	Minimum	Maximum	Mean	Std Deviation	Variance	Count
1	Which of the following describes your school district?	1.00	3.00	1.58	0.76	0.58	12

#	Answer	%	Count
1	Rural	58.33%	7
2	Urban	25.00%	3
3	Suburban	16.67%	2
	Total	100%	12

**Q24 - As a high school student, did you participate in any programs or classes that influenced your decision to become a teacher?**



#	Field	Minimum	Maximum	Mean	Std Deviation	Variance	Count
1	As a high school student, did you participate in any programs or classes that influenced your decision to become a teacher?	1.00	2.00	1.92	0.28	0.08	12

#	Answer	%	Count
1	Yes	8.33%	1
2	No	91.67%	11
	Total	100%	12

**Q25 - If yes, please describe (e.g., Future Educators of America/Educators Rising, Teacher Cadet, etc.)**

If yes, please describe (e.g., Future Educators of America/Educators Rising, Teacher Cadet, etc.)

---

n/a

---

N/A

---

FACS, Art Club, Indian Club, Show Choir

---

N/A

**Q32 - Do you plan to remain employed as a teacher in Oklahoma next year? If so, please list up to 3 reasons you plan to stay. If not, please list up to 3 reasons you do not plan to stay.**

Do you plan to remain employed as a teacher in Oklahoma next year? If so, please list up to 3 reasons you plan to stay. If not, please list up to 3 reasons you do not plan to stay.

---

yes, I want to stay with Epic to try and improve my skills

---

I do plan to remain employed as a teacher in Oklahoma next year. I plan to stay because I do not wish to move from Oklahoma at this time, I love teaching English, and teaching has been a fulfilling career thus far.

---

I plan to remain employed as a teacher in Oklahoma next year. I plan to stay because I love living in Oklahoma. Another reason I am staying is because I love impacting students, and making a change in their lives.

---

Yes, I enjoy working with my students. I enjoy helping students progress to transition opportunities. Teaching allows me to invest in the next generation.

---

Yes I do. My reasons are: 1. I love the students. 2. I enjoy what I do 3. Every day is a chance to help students to succeed

---

Yes

---

Yes. I like the school. I like the program I teach in. I have a lot of support.

---

I am a non traditional first year teacher. I have worked in the Education field 35 years; first as an Early Childhood program Teacher and Program Director, then as an Education Coordinator mentoring and training teachers, working with students and families and preparing and overseeing curriculum and student testing data. I earned my Teaching Certificate years ago with the intent of teaching in Oklahoma Public Schools; however as my professional career took a variant path, I never lost my desire to work with Elementary students. My Student Teaching experience lit that fire. When I decided to change career options, this opportunity came up to work with my local school district and has been a wonderful and fulfilling year. I plan to continue for many reasons; my top three are: having a positive impact on the education and development of children, building positive relationships with families, working hand in hand with a high quality administration and teaching team.

---

Yes. I plan to stay in Oklahoma because I love this state. I was born and raised here and I've seen first hand the poverty that fellow classmates and now students have to go through. I want to help them know they have the full potential to better themselves and their life, and I want to give them the skills to do so. But no I will not be staying at the same Oklahoma school I am at right now, I would like to teach in my hometown or closer.

---

Yes! I love my job. I love educating children. I'm happy with my decision to become a teacher. I'm struggling to pass my certification exams, so the only thing that will influence me ever quitting, is if I can't get those passed and initially certify. There needs to be WAY more preparation for those. They should have classes solely passed on test prep that are required in college!



**Q38 - Please include your first name in the following text box:**

Please include your first name in the following text box:

- Kathy
- cam
- Haleigh
- Whitney
- Jonathan
- Alyssa
- Autumn
- Ashley
- Belinda
- Shawn
- Haley
- Katie

**Q39 - Please include your last name in the following text box:**

Please include your last name in the following text box:

- Lightle
- roberts
- Klaus
- Reed
- Blair
- Gunn
- Harrison
- Bishop
- Hodges
- Cress
- Cook
- Austin

**Q40 - Please include your maiden name in the following text box (if you do not have a maiden name please type N/A):**

Please include your maiden name in the following text box (if you do not have a maiden name please type N/A):

Smith
N/A
Winnett
Chandler
Harkrider
Porter
N/A
Cook
Austin