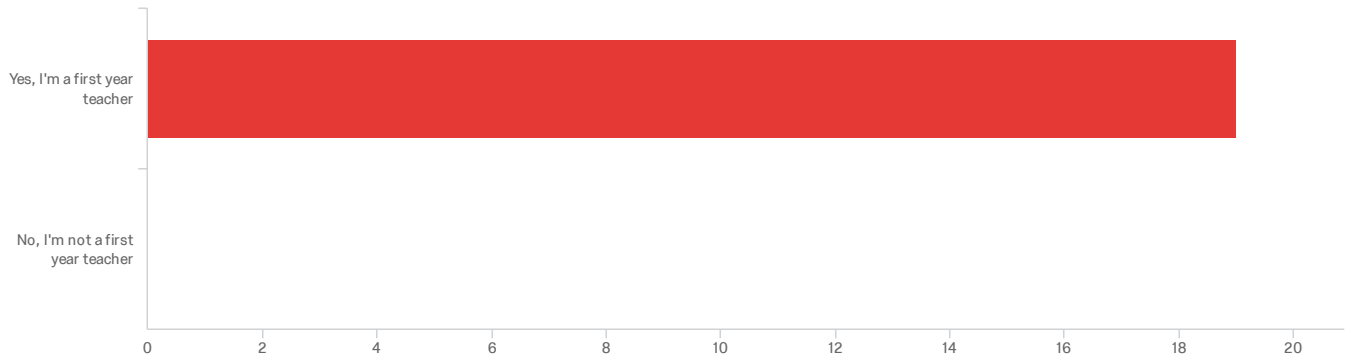


FYT Full Sample Report

OEQA First Year Teacher Survey 2019

June 14, 2019 9:59 AM CDT

1. Are you a first year teacher?

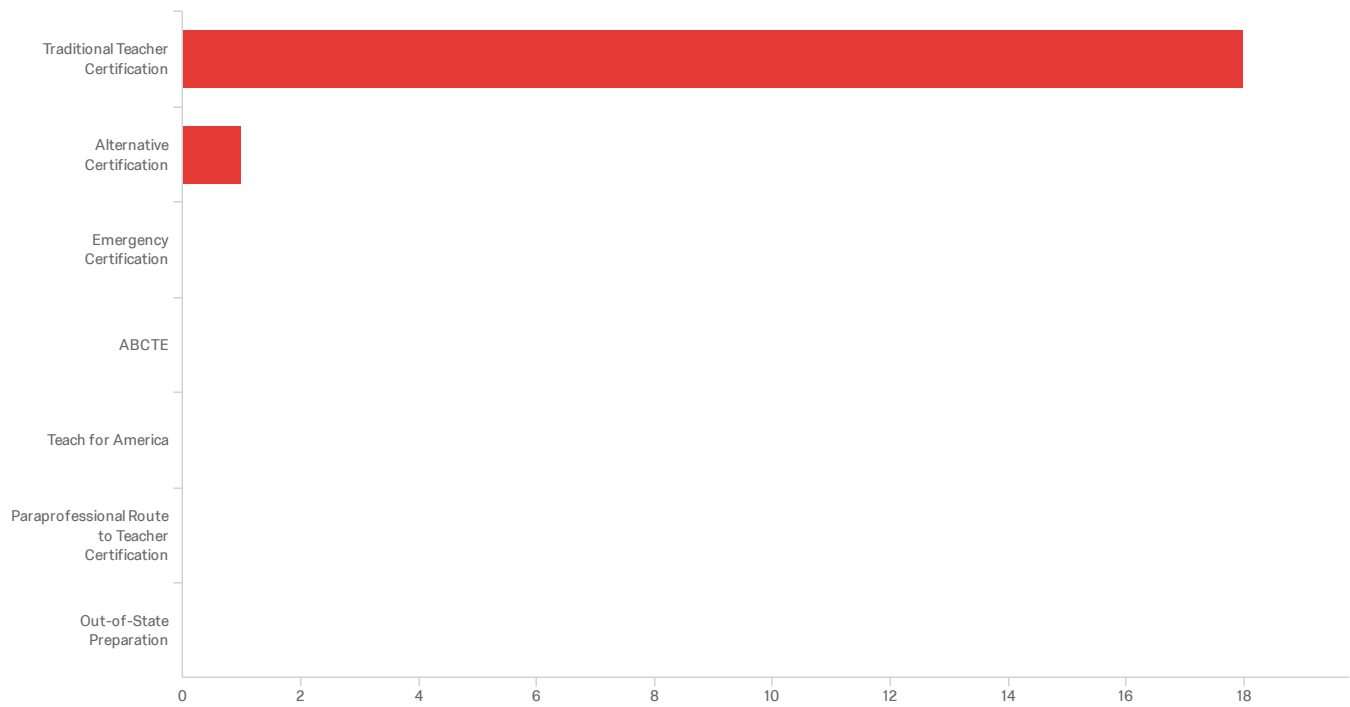


| # | Field | Choice Count |
|---|----------------------------------|--------------|
| 1 | Yes, I'm a first year teacher | 100.00% 19 |
| 2 | No, I'm not a first year teacher | 0.00% 0 |

19

Showing rows 1 - 3 of 3

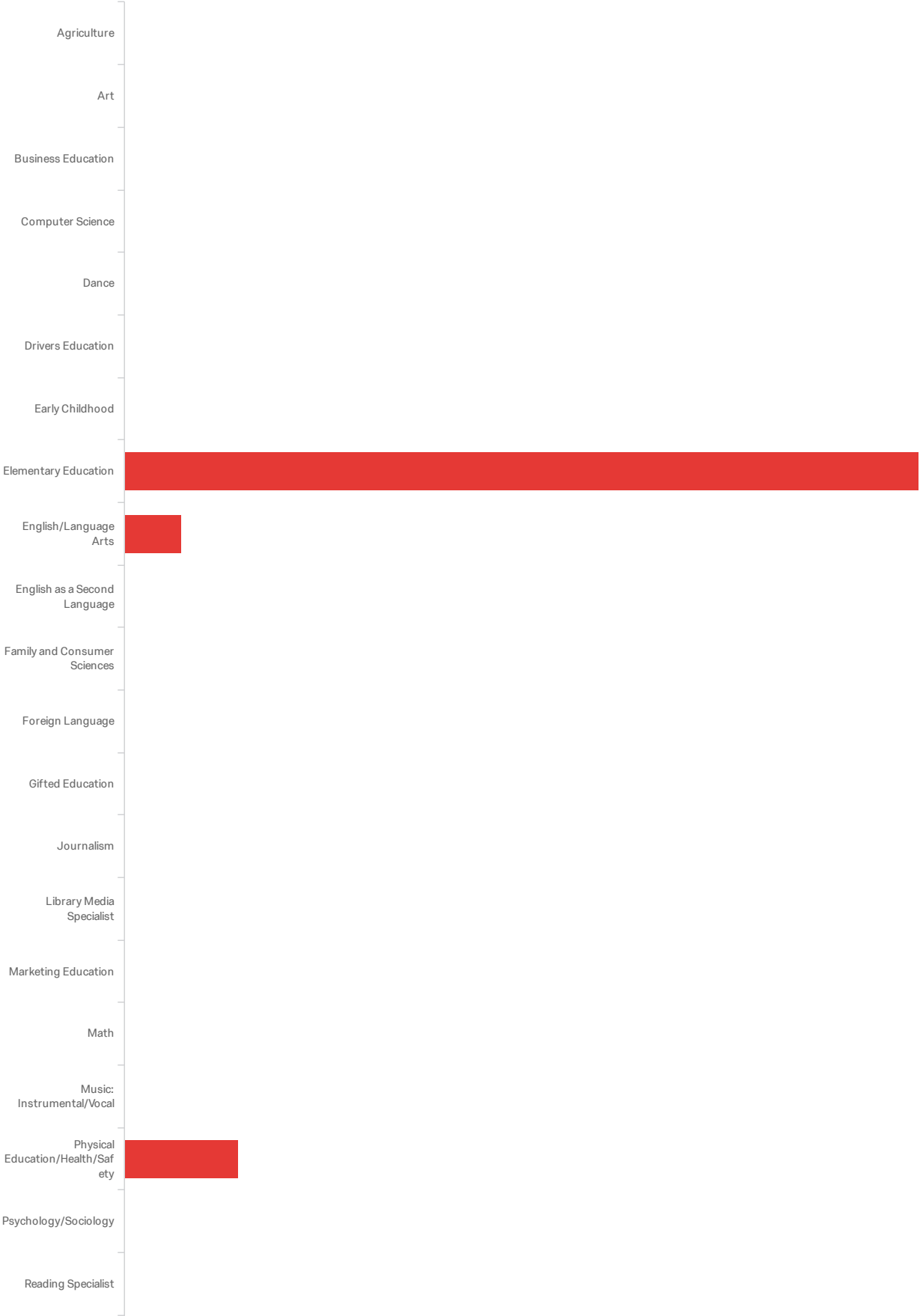
2. Through which route did you receive your teaching license?

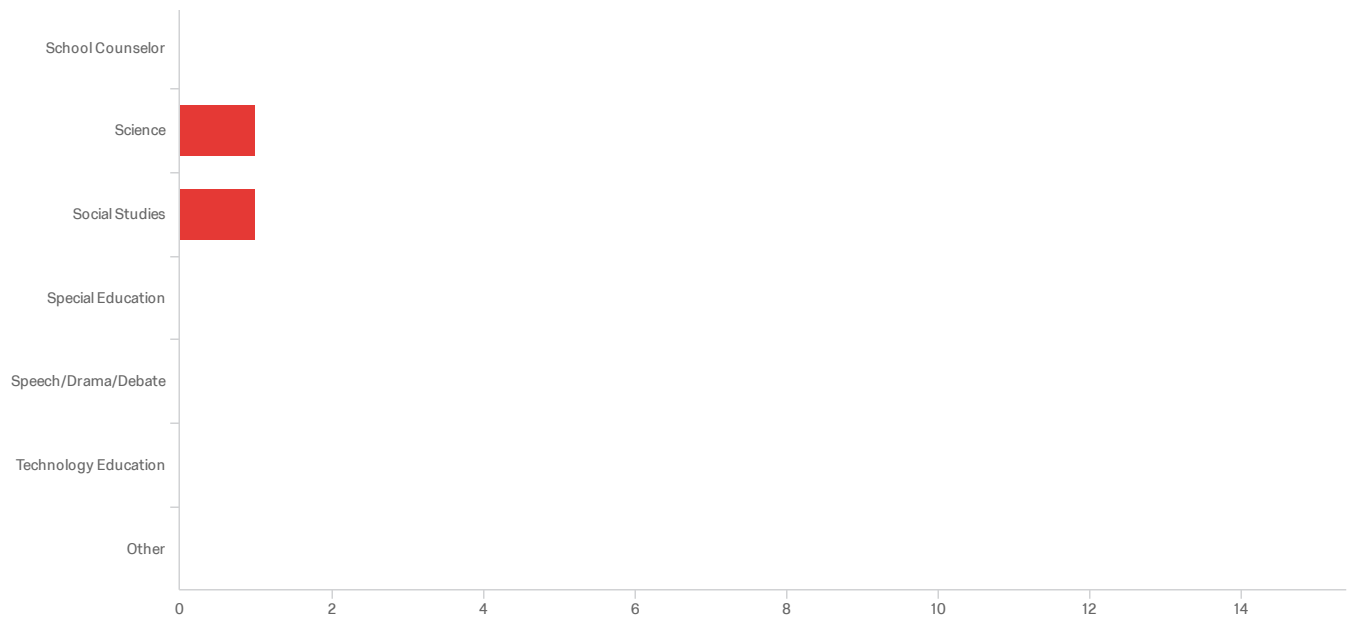


| # | Field | Choice Count |
|---|-------------------------------------------------|--------------|
| 4 | ABCTE | 0.00% 0 |
| 2 | Alternative Certification | 5.26% 1 |
| 3 | Emergency Certification | 0.00% 0 |
| 7 | Out-of-State Preparation | 0.00% 0 |
| 6 | Paraprofessional Route to Teacher Certification | 0.00% 0 |
| 5 | Teach for America | 0.00% 0 |
| 1 | Traditional Teacher Certification | 94.74% 18 |
| | | 19 |

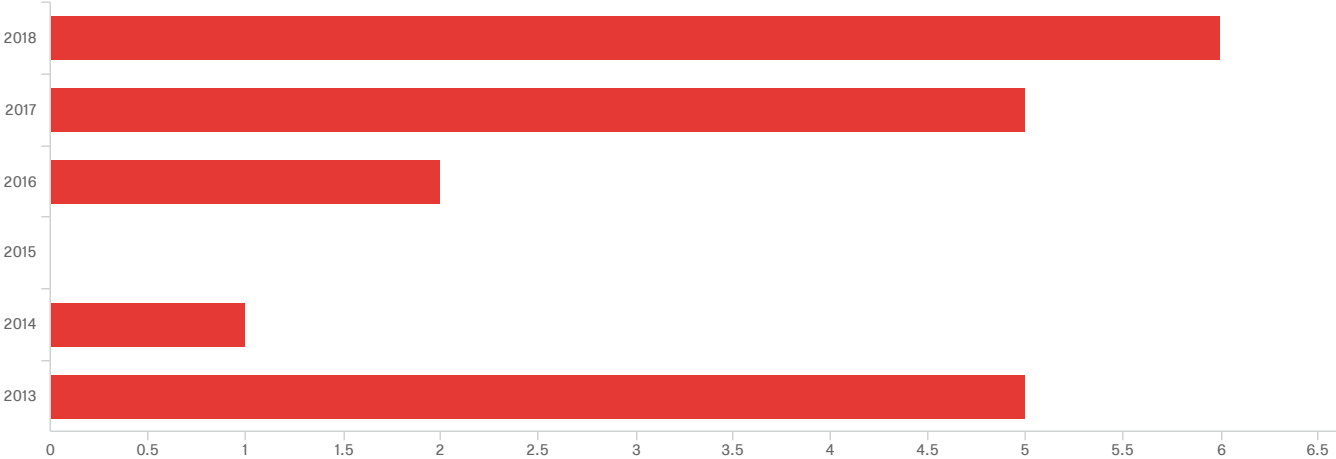
Showing rows 1 - 8 of 8

2a. In what area did you receive your degree?



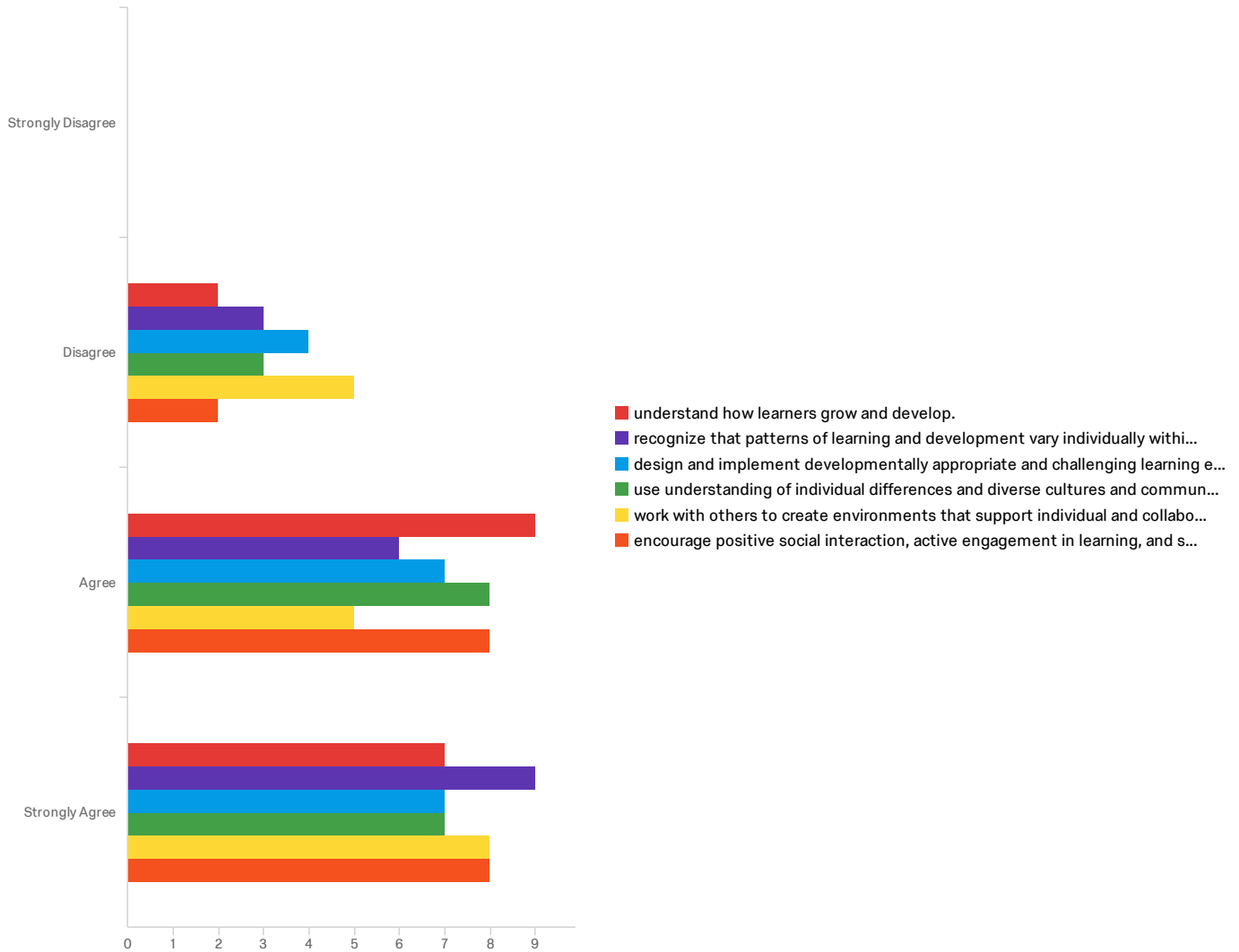


2b. In what year did you receive your degree?



3. The Learner and Learning Please rate the extent to which you agree with each

statement below. My preparation program/route to certification prepared me to:



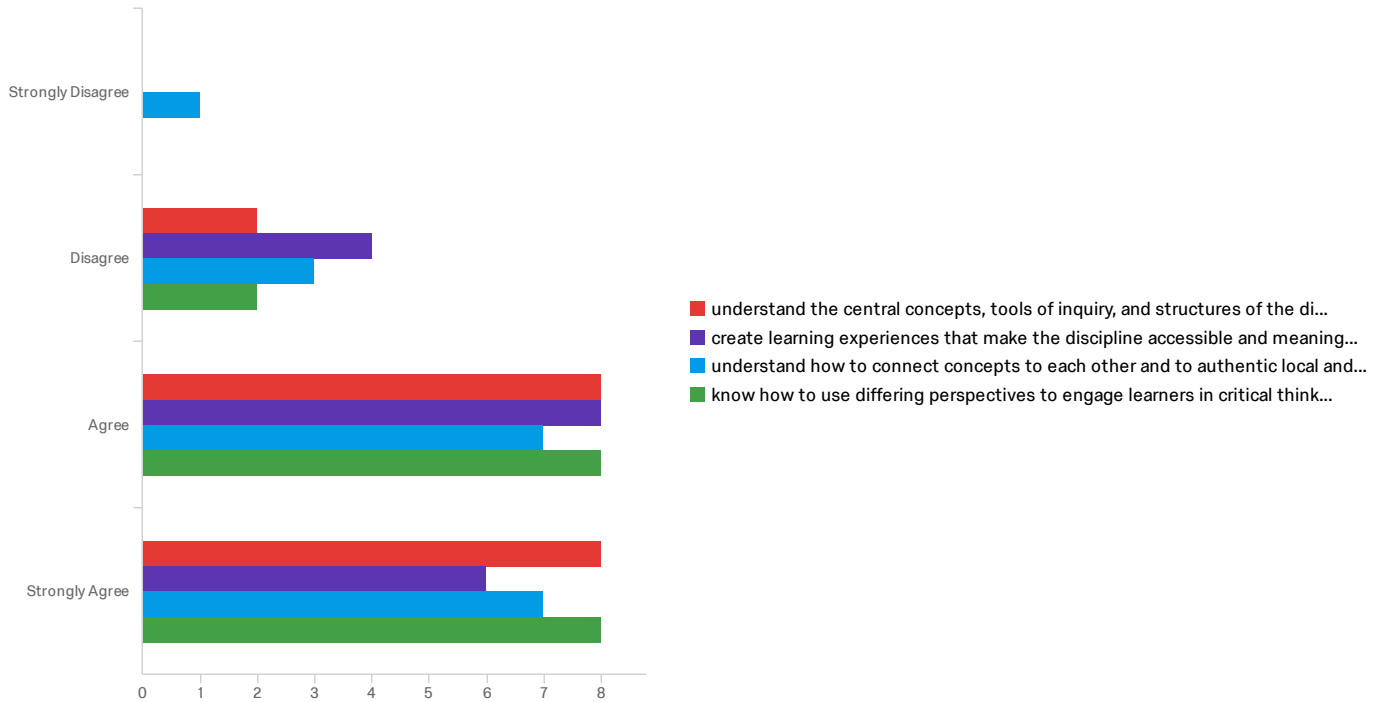
| # | Field | Strongly Disagree | Disagree | Agree | Strongly Agree | Total |
|---|-----------------------------------------------------------------------------------------------------------------------------------------------------------------------------|-------------------|----------|----------|----------------|-------|
| 1 | understand how learners grow and develop. | 0.00% 0 | 11.11% 2 | 50.00% 9 | 38.89% 7 | 18 |
| 2 | recognize that patterns of learning and development vary individually within and across the cognitive, linguistic, social, emotional, and physical areas. | 0.00% 0 | 16.67% 3 | 33.33% 6 | 50.00% 9 | 18 |
| 3 | design and implement developmentally appropriate and challenging learning experiences. | 0.00% 0 | 22.22% 4 | 38.89% 7 | 38.89% 7 | 18 |
| 4 | use understanding of individual differences and diverse cultures and communities to ensure inclusive learning environments that enable each learner to meet high standards. | 0.00% 0 | 16.67% 3 | 44.44% 8 | 38.89% 7 | 18 |

| # | Field | Strongly Disagree | Disagree | Agree | Strongly Agree | Total |
|---|---------------------------------------------------------------------------------------------|-------------------|----------|----------|----------------|-------|
| 5 | work with others to create environments that support individual and collaborative learning. | 0.00% 0 | 27.78% 5 | 27.78% 5 | 44.44% 8 | 18 |
| 6 | encourage positive social interaction, active engagement in learning, and self-motivation. | 0.00% 0 | 11.11% 2 | 44.44% 8 | 44.44% 8 | 18 |

Showing rows 1 - 6 of 6

4. Content Please rate the extent to which you agree with each statement below. My

preparation program/route to certification prepared me to:

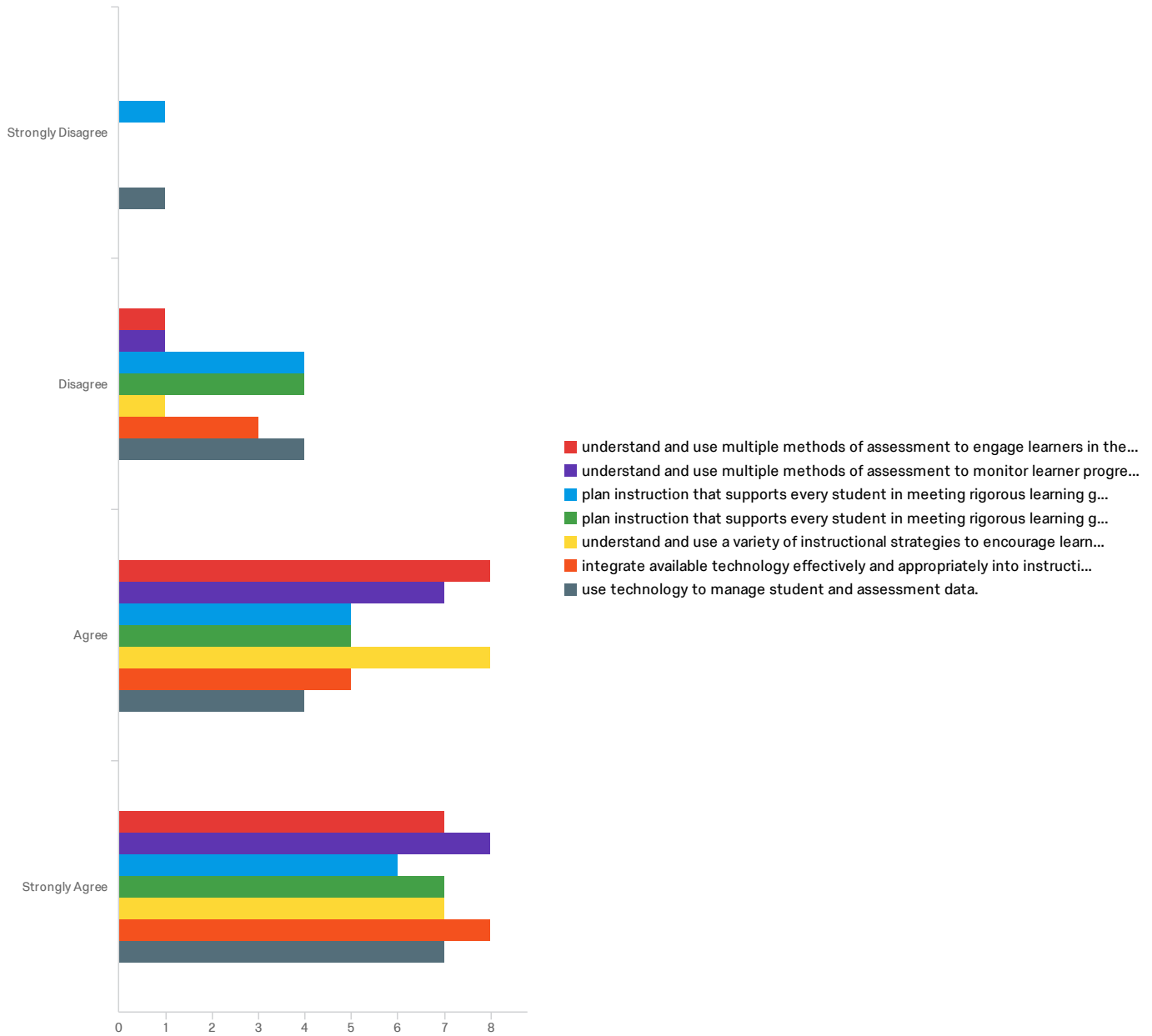


| # | Field | Strongly Disagree | Disagree | Agree | Strongly Agree | Total |
|---|--------------------------------------------------------------------------------------------------------------------------------|-------------------|----------|----------|----------------|-------|
| 1 | understand the central concepts, tools of inquiry, and structures of the discipline(s) I teach. | 0.00% 0 | 11.11% 2 | 44.44% 8 | 44.44% 8 | 18 |
| 2 | create learning experiences that make the discipline accessible and meaningful for learners to assure mastery of the content. | 0.00% 0 | 22.22% 4 | 44.44% 8 | 33.33% 6 | 18 |
| 3 | understand how to connect concepts to each other and to authentic local and global issues. | 5.56% 1 | 16.67% 3 | 38.89% 7 | 38.89% 7 | 18 |
| 4 | know how to use differing perspectives to engage learners in critical thinking, creativity, and collaborative problem solving. | 0.00% 0 | 11.11% 2 | 44.44% 8 | 44.44% 8 | 18 |

Showing rows 1 - 4 of 4

5. Instructional Practice Please rate the extent to which you agree with each statement

below. My preparation program/route to certification prepared me to:



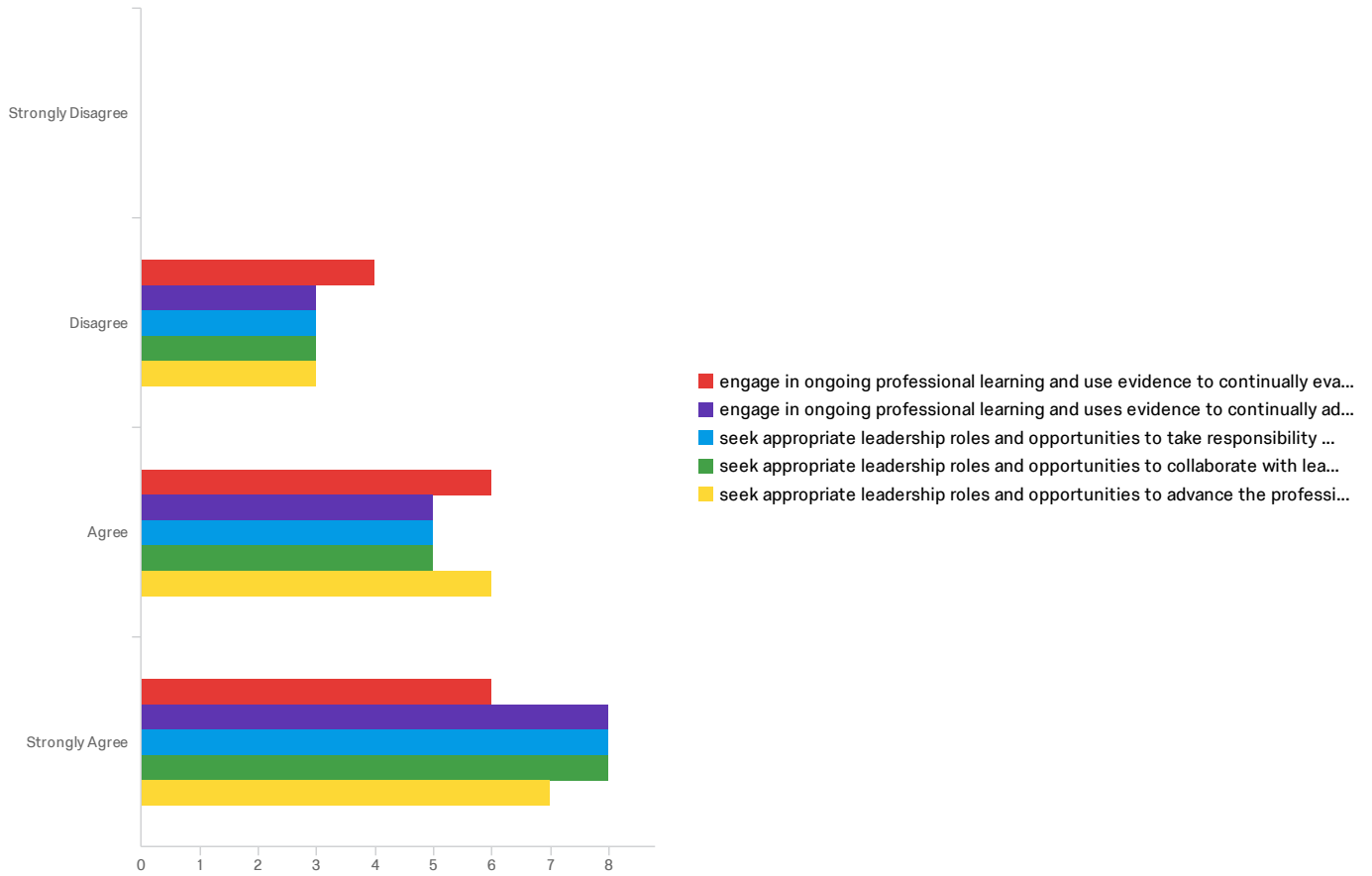
| # | Field | Strongly Disagree | Disagree | Agree | Strongly Agree | Total |
|---|-------------------------------------------------------------------------------------------------------------------------------|-------------------|----------|----------|----------------|-------|
| 1 | understand and use multiple methods of assessment to engage learners in their own growth and guide learners' decision making. | 0.00% 0 | 6.25% 1 | 50.00% 8 | 43.75% 7 | 16 |
| 2 | understand and use multiple methods of assessment to monitor learner progress and to guide my decision making. | 0.00% 0 | 6.25% 1 | 43.75% 7 | 50.00% 8 | 16 |

| # | Field | Strongly Disagree | Disagree | Agree | Strongly Agree | Total |
|---|-----------------------------------------------------------------------------------------------------------------------------------------------------------------------------------------------------------------|-------------------|----------|----------|----------------|-------|
| 3 | plan instruction that supports every student in meeting rigorous learning goals by drawing upon knowledge of content areas, curriculum, cross-disciplinary skills, and pedagogy. | 6.25% 1 | 25.00% 4 | 31.25% 5 | 37.50% 6 | 16 |
| 4 | plan instruction that supports every student in meeting rigorous learning goals by drawing upon knowledge of learners and the community context. | 0.00% 0 | 25.00% 4 | 31.25% 5 | 43.75% 7 | 16 |
| 5 | understand and use a variety of instructional strategies to encourage learners to develop deep understanding of content areas and their connections, and to build skills to apply knowledge in meaningful ways. | 0.00% 0 | 6.25% 1 | 50.00% 8 | 43.75% 7 | 16 |
| 6 | integrate available technology effectively and appropriately into instruction. | 0.00% 0 | 18.75% 3 | 31.25% 5 | 50.00% 8 | 16 |
| 7 | use technology to manage student and assessment data. | 6.25% 1 | 25.00% 4 | 25.00% 4 | 43.75% 7 | 16 |

Showing rows 1 - 7 of 7

6. Professional Responsibility Please rate the extent to which you agree with each

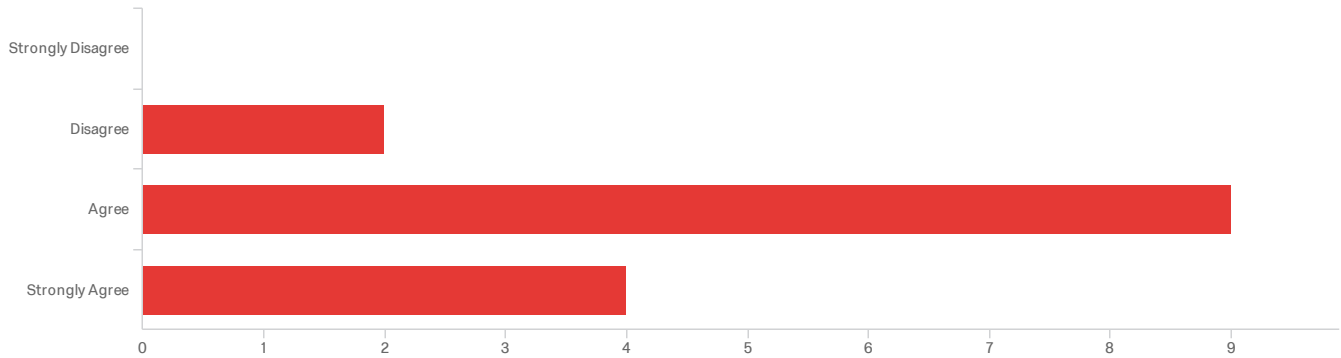
statement below. My preparation program/route to certification prepared me to:



| # | Field | Strongly Disagree | Disagree | Agree | Strongly Agree | Total |
|---|--------------------------------------------------------------------------------------------------------------------------------------------------------------------------------------------------------------------------|-------------------|----------|----------|----------------|-------|
| 1 | engage in ongoing professional learning and use evidence to continually evaluate my practice, particularly the effects of my choices and actions on others (learners, families, other professionals, and the community). | 0.00% 0 | 25.00% 4 | 37.50% 6 | 37.50% 6 | 16 |
| 2 | engage in ongoing professional learning and uses evidence to continually adapt practice to meet the needs of each learner. | 0.00% 0 | 18.75% 3 | 31.25% 5 | 50.00% 8 | 16 |
| 3 | seek appropriate leadership roles and opportunities to take responsibility for student learning. | 0.00% 0 | 18.75% 3 | 31.25% 5 | 50.00% 8 | 16 |
| 4 | seek appropriate leadership roles and opportunities to collaborate with learners, families, colleagues, other school professionals, and community members to ensure learner growth. | 0.00% 0 | 18.75% 3 | 31.25% 5 | 50.00% 8 | 16 |
| 5 | seek appropriate leadership roles and opportunities to advance the profession. | 0.00% 0 | 18.75% 3 | 37.50% 6 | 43.75% 7 | 16 |

Showing rows 1 - 5 of 5

7. Overall, my preparation/route to certification effectively prepared me to have a positive impact on P12 student learning and development.



| # | Field | Choice Count |
|---|-------------------|--------------|
| 1 | Strongly Disagree | 0.00% 0 |
| 2 | Disagree | 13.33% 2 |
| 3 | Agree | 60.00% 9 |
| 4 | Strongly Agree | 26.67% 4 |

15

Showing rows 1 - 5 of 5

8. What courses or experiences in your educator preparation/route to certification stand out as particularly important or meaningful?

What courses in your educator preparation/route to certification stand out...

The instructors at SOSU were consistent in teaching us to make sure we create lesson plans that would meet the needs of every learner and to always consider Bloom's Taxonomy when creating these lesson plans.

Classroom behavior and management

Working with children builds on helping them to focus, help one another and learn from mistakes. These various approaches improve the ability to teach more smoothly.

Philosophy of Education

Most of the courses did not prepare me for actually teaching.

A course that particularly stands out to me is both of my upper reading courses. Those helped me out by making better lesson plans, engaging different techniques to help struggling readers succeed.

The courses that stood out to me as particularly important were my reading courses. They showed me how to effectively interact with students in a classroom setting.

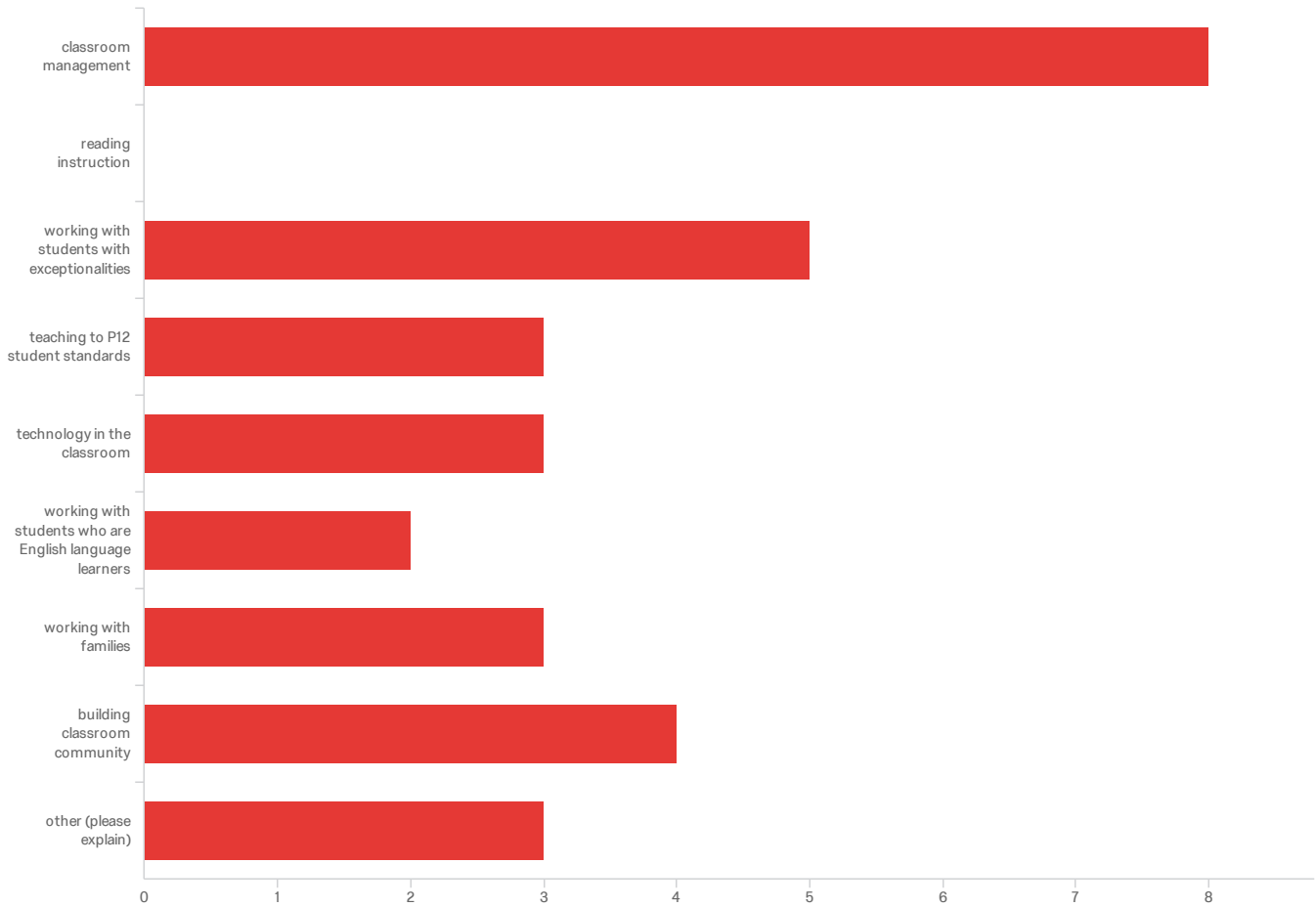
The best course was Student Teaching. Throughout most of it, it tends to feel a lot like excessive paperwork. Student Teaching is where everything came together and made sense, and I was able to refer back to the classes I took and understand why we went through all the tedious work beforehand.

I gained a lot of helpful information from my phonics course.

Child Development

The courses for teaching, not the actual English course.

9. As you near the end of your first year of teaching, in what area(s) could you have used more preparation? (Please check all that apply)



| # | Field | Choice Count |
|---|---------------------------------------------------------|--------------|
| 1 | classroom management | 25.81% 8 |
| 2 | reading instruction | 0.00% 0 |
| 3 | working with students with exceptionalities | 16.13% 5 |
| 4 | teaching to P12 student standards | 9.68% 3 |
| 5 | technology in the classroom | 9.68% 3 |
| 6 | working with students who are English language learners | 6.45% 2 |
| 7 | working with families | 9.68% 3 |
| 8 | building classroom community | 12.90% 4 |
| 9 | other (please explain) | 9.68% 3 |

Field

Choice
Count

31

Showing rows 1 - 10 of 10

other (please explain)

other (please explain)

Relying on coworkers and not being afraid to ask questions.

Lesson planning

Lesson planning

10. Please note awards or honors received, degrees or certificates earned, and other recognitions from the current school year.

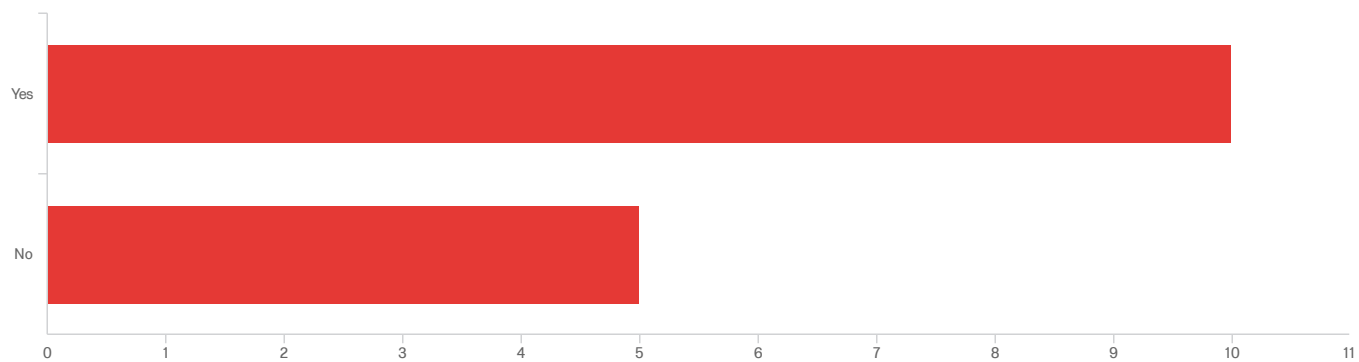
Please note awards or honors received, degrees or certificates earned, and...

None

None

Elementary Education Bachelors Degree, Business and Child Development Associates degree

11. Were you assigned a mentor from your school district this school year?

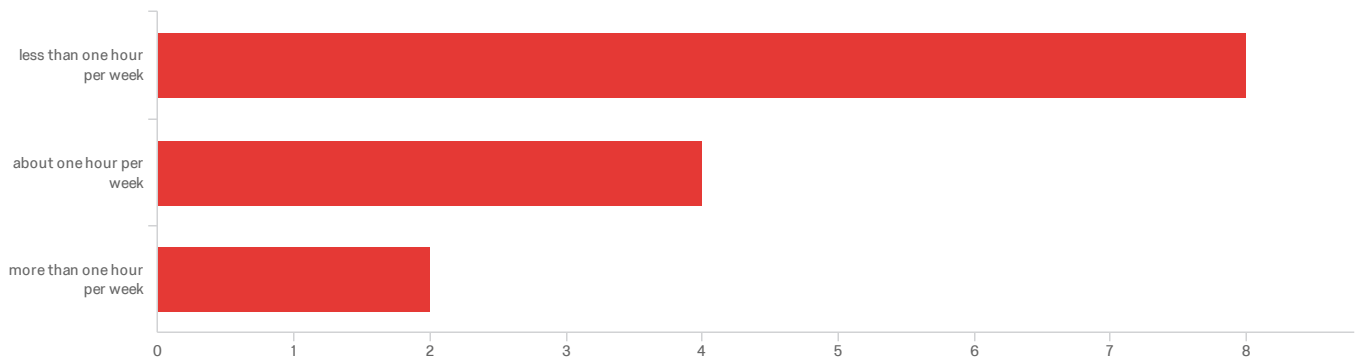


| # | Field | Choice | Count |
|---|-------|--------|-------|
| 1 | Yes | 66.67% | 10 |
| 2 | No | 33.33% | 5 |

15

Showing rows 1 - 3 of 3

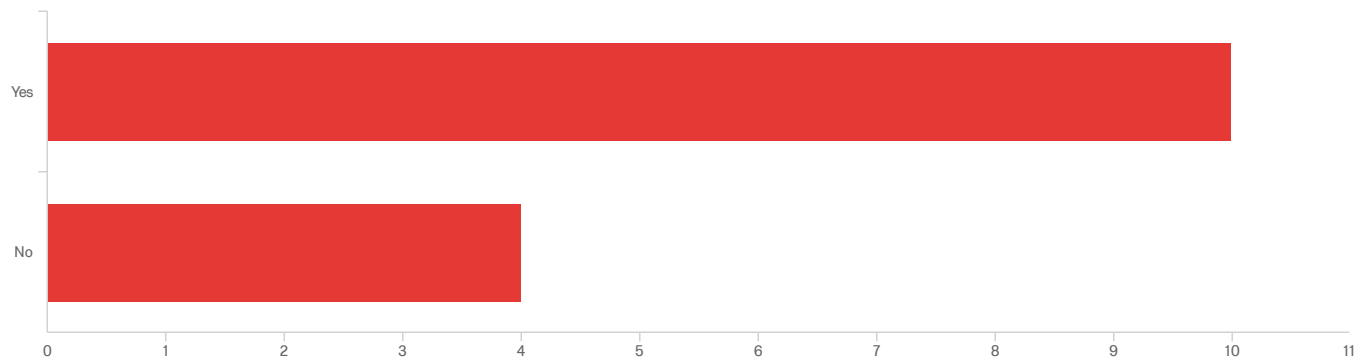
11a. How much time did you spend with your mentor teacher?



| # | Field | Choice Count |
|---|-----------------------------|--------------|
| 1 | less than one hour per week | 57.14% 8 |
| 2 | about one hour per week | 28.57% 4 |
| 3 | more than one hour per week | 14.29% 2 |
| | | 14 |

Showing rows 1 - 4 of 4

11b. Is your mentor in your same teaching area?

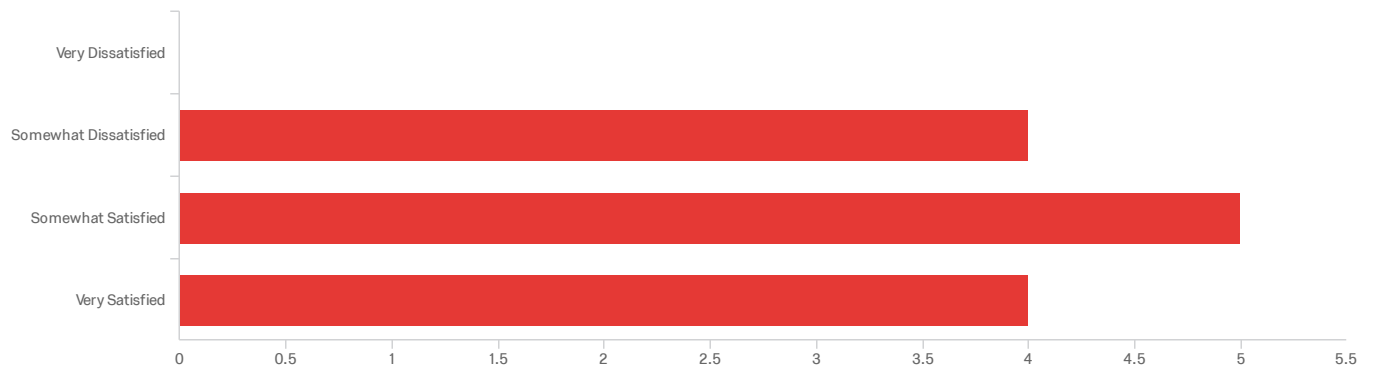


| # | Field | Choice Count |
|---|-------|--------------|
| 1 | Yes | 71.43% 10 |
| 2 | No | 28.57% 4 |

14

Showing rows 1 - 3 of 3

11c. How satisfied are you with your mentoring experience?



| # | Field | Choice Count |
|---|-----------------------|--------------|
| 1 | Very Dissatisfied | 0.00% 0 |
| 2 | Somewhat Dissatisfied | 30.77% 4 |
| 3 | Somewhat Satisfied | 38.46% 5 |
| 4 | Very Satisfied | 30.77% 4 |

13

Showing rows 1 - 5 of 5

11d. How could your mentoring experience have been improved?

How could your mentoring experience have been improved?

A mentor teacher that is flexible with ideas and different styles of teaching.

More one on one training in some areas that were unusual to my knowledge.

I Didn't even know who my assigned mentor was until after my first semester. I've had to ask for help multiple times, because I have been expected to "know" how to do things and when to get them done by. It's been a very stressful and difficult year.

In the beginning I would have liked to have more one on one with my mentor teacher, for the simple things, until I got on my feet and learned the school and routines.

I am working with someone who teaches one of the same subjects as me but is a different grade level. So there are some things that she cannot help me with because she does not know.

Having a teacher that spent time actually explaining things a little better. Also having one with a little more patience with me.

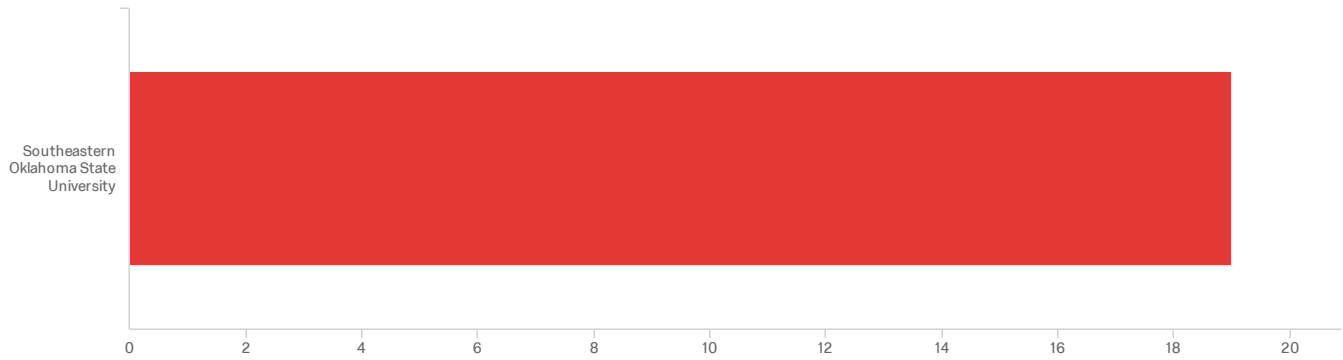
Having a mentor that was at the same level and in the building would have made a huge impact on my first year teaching. The mentors that were provided had their attention pulled in multiple directions, and having someone at the same level teaching would have been helpful.

It has gone as well as could be hoped for.

Helping with classroom management ideas

Discuss more lesson plans. She created all the lesson plans, which was fine, but I would have liked to discuss more on how she was making them.

12. From which of the following institutions did you receive recommendation for teacher certification? If you hold an alternative or emergency certificate please select Oklahoma State Department of Education.



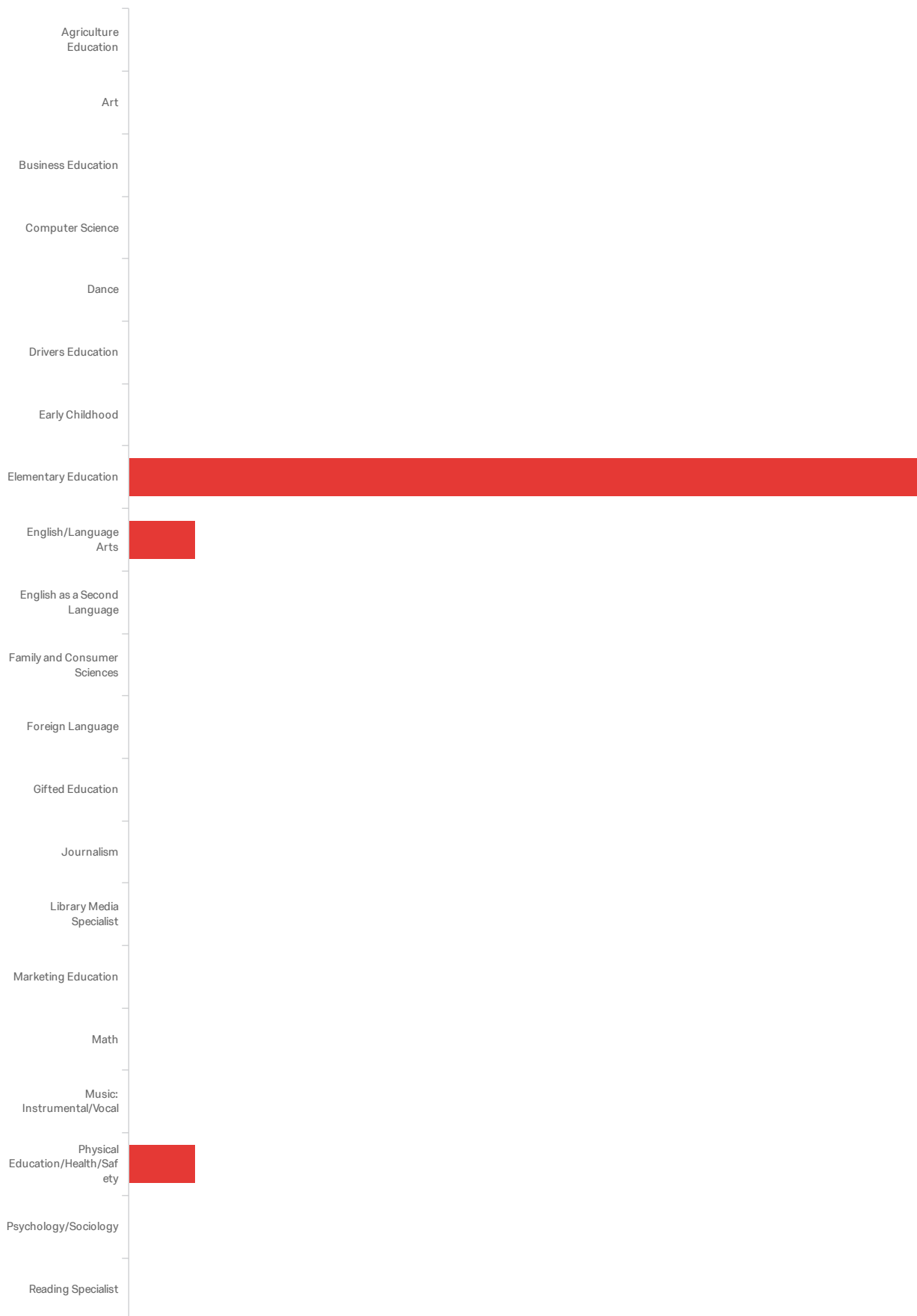
| # | Field | Choice Count |
|---|----------------------------------------|--------------|
| 1 | Southeastern Oklahoma State University | 100.00% 19 |

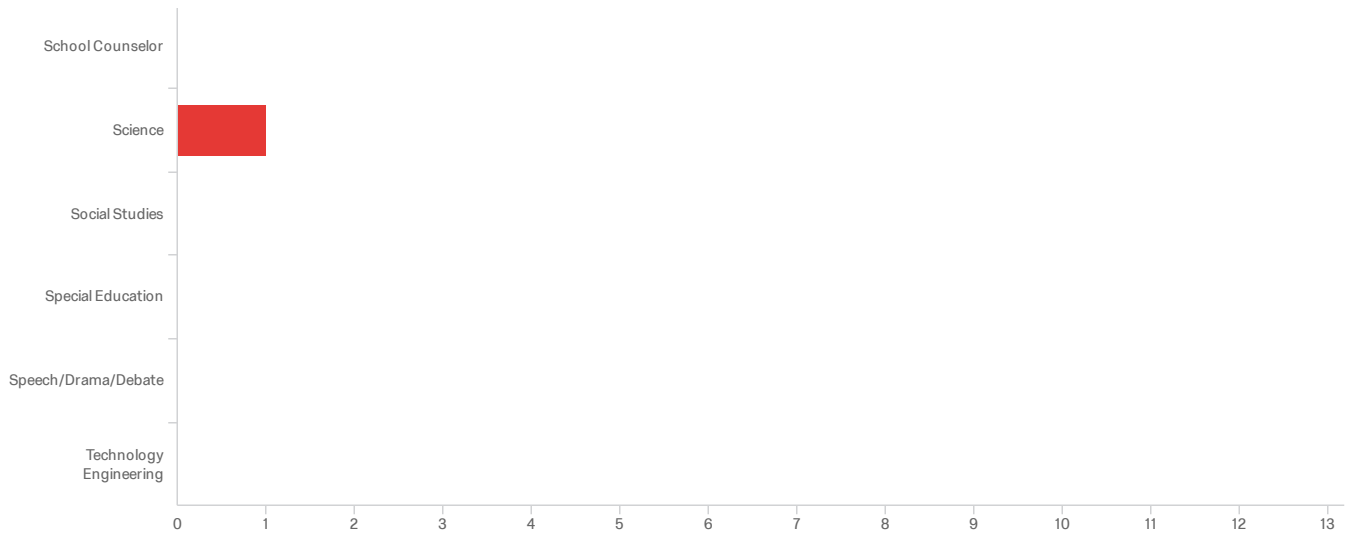
Showing rows 1 - 1 of 1

12a. Do you plan to remain employed as a teacher in Oklahoma next year? If so, please list up to 3 reasons you plan to stay. If not, please list up to 3 reasons you do not plan to stay.

Do you plan to remain employed as a teacher in Oklahoma next year? If so...

13. In what area(s) were you initially certified? (Please check all that apply)



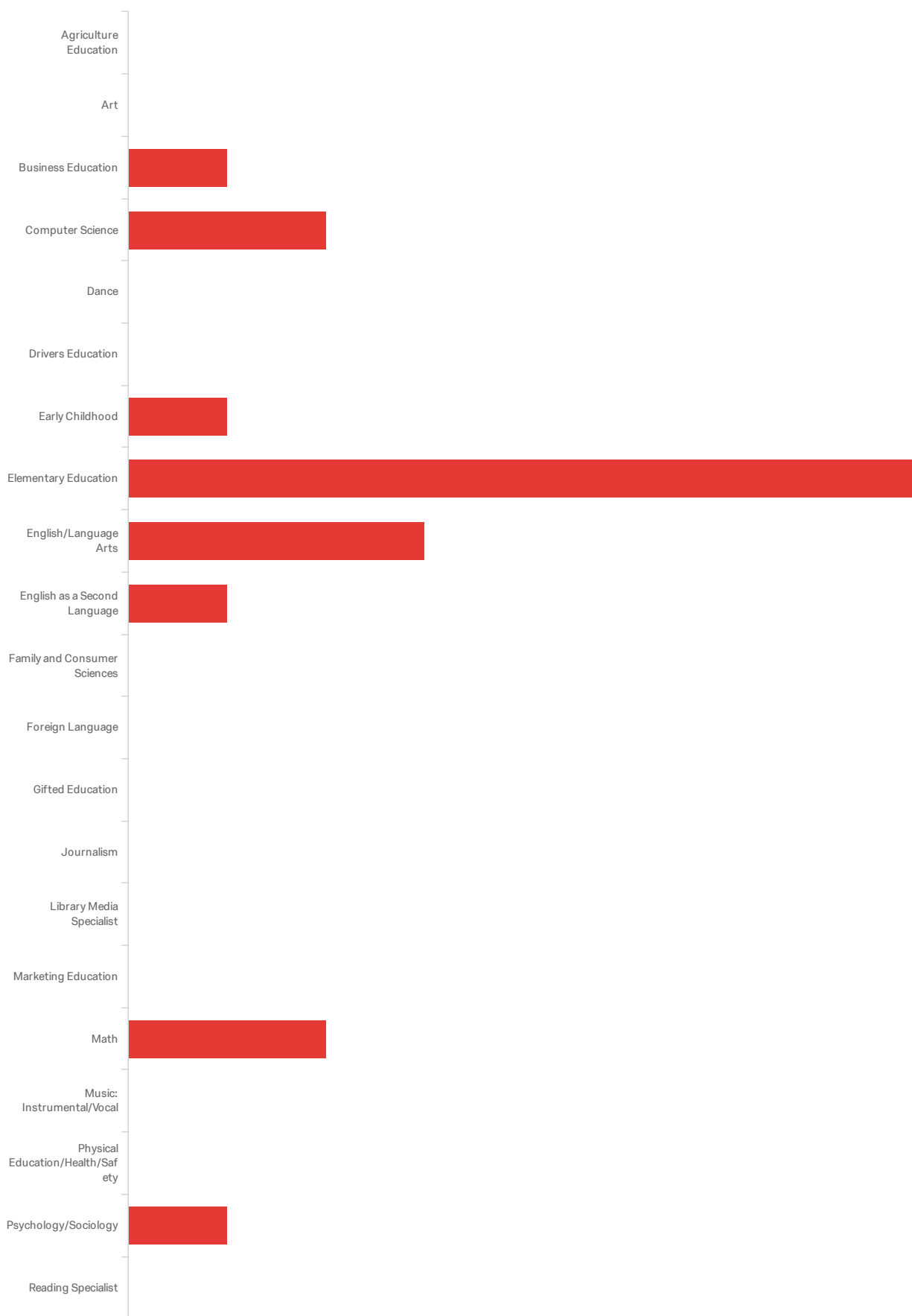


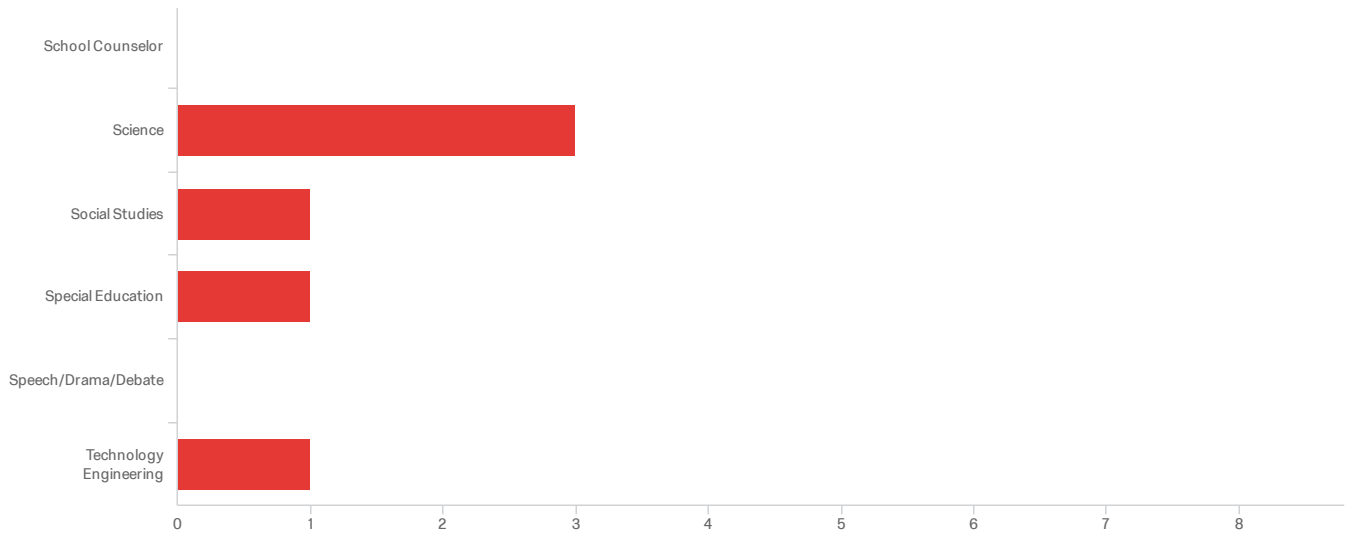
| # | Field | Choice Count |
|----|----------------------------------|--------------|
| 1 | Agriculture Education | 0.00% 0 |
| 2 | Art | 0.00% 0 |
| 3 | Business Education | 0.00% 0 |
| 4 | Computer Science | 0.00% 0 |
| 5 | Dance | 0.00% 0 |
| 6 | Drivers Education | 0.00% 0 |
| 7 | Early Childhood | 0.00% 0 |
| 8 | Elementary Education | 80.00% 12 |
| 9 | English/Language Arts | 6.67% 1 |
| 10 | English as a Second Language | 0.00% 0 |
| 11 | Family and Consumer Sciences | 0.00% 0 |
| 12 | Foreign Language | 0.00% 0 |
| 13 | Gifted Education | 0.00% 0 |
| 14 | Journalism | 0.00% 0 |
| 15 | Library Media Specialist | 0.00% 0 |
| 16 | Marketing Education | 0.00% 0 |
| 17 | Math | 0.00% 0 |
| 18 | Music: Instrumental/Vocal | 0.00% 0 |
| 19 | Physical Education/Health/Safety | 6.67% 1 |

| # | Field | Choice Count |
|----|------------------------|--------------|
| 20 | Psychology/Sociology | 0.00% 0 |
| 21 | Reading Specialist | 0.00% 0 |
| 22 | School Counselor | 0.00% 0 |
| 23 | Science | 6.67% 1 |
| 24 | Social Studies | 0.00% 0 |
| 25 | Special Education | 0.00% 0 |
| 26 | Speech/Drama/Debate | 0.00% 0 |
| 27 | Technology Engineering | 0.00% 0 |
| | | 15 |

Showing rows 1 - 28 of 28

14. What is your current primary teaching assignment? (Please check all that apply)



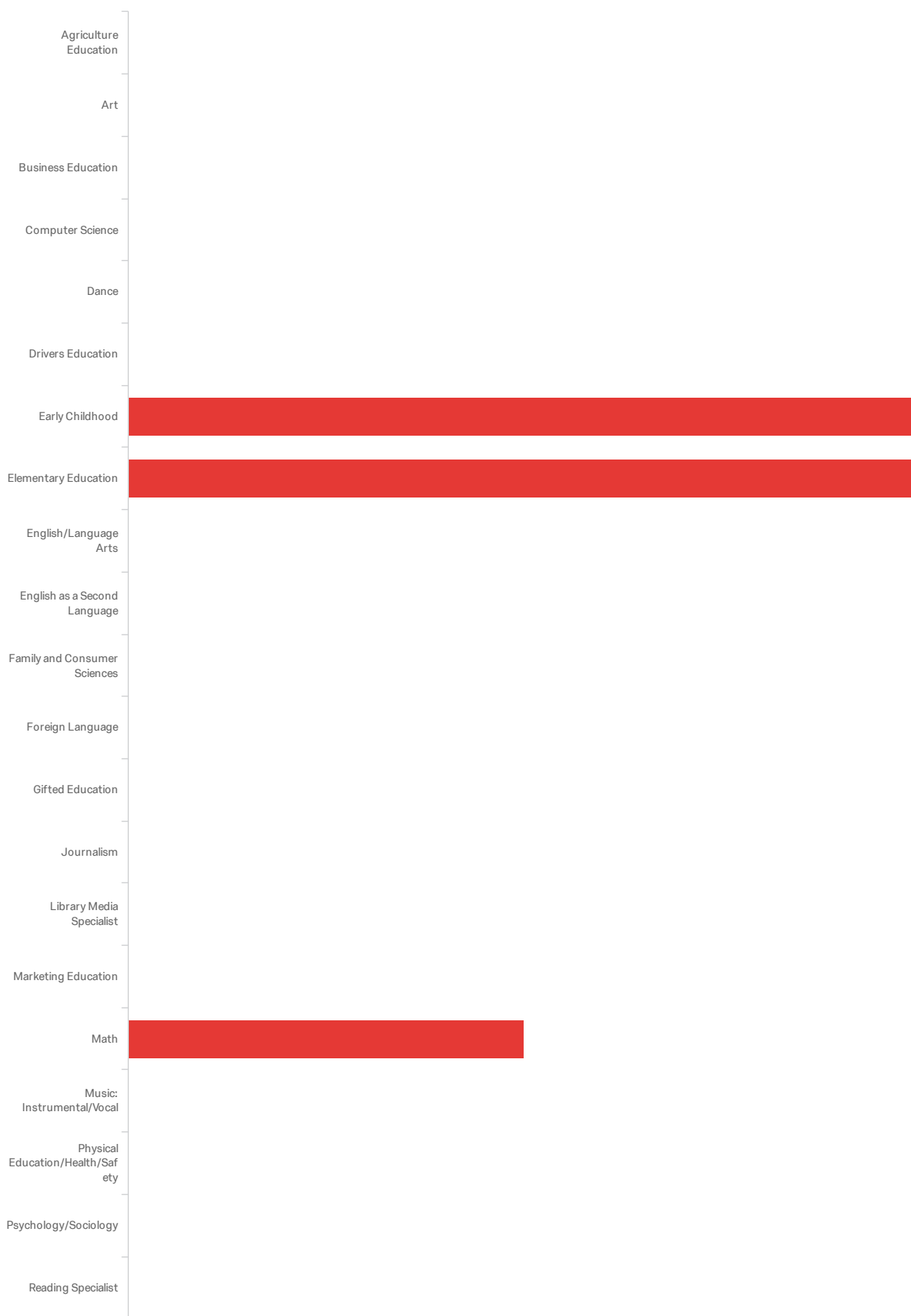


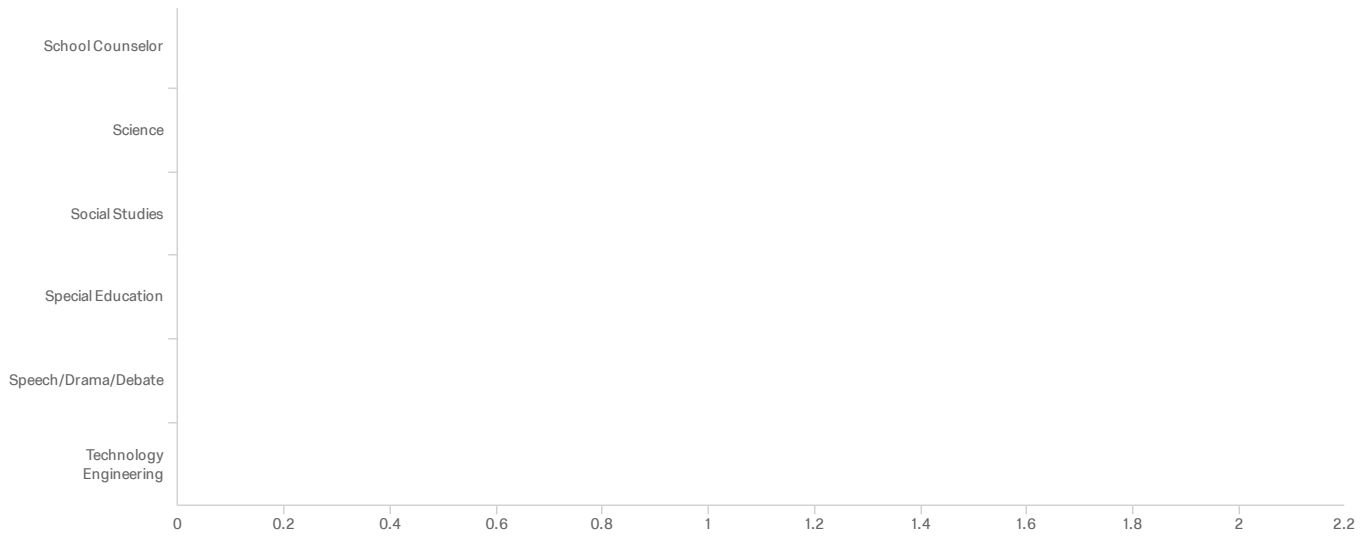
| # | Field | Choice Count |
|----|----------------------------------|--------------|
| 1 | Agriculture Education | 0.00% 0 |
| 2 | Art | 0.00% 0 |
| 3 | Business Education | 4.00% 1 |
| 4 | Computer Science | 8.00% 2 |
| 5 | Dance | 0.00% 0 |
| 6 | Drivers Education | 0.00% 0 |
| 7 | Early Childhood | 4.00% 1 |
| 8 | Elementary Education | 32.00% 8 |
| 9 | English/Language Arts | 12.00% 3 |
| 10 | English as a Second Language | 4.00% 1 |
| 11 | Family and Consumer Sciences | 0.00% 0 |
| 12 | Foreign Language | 0.00% 0 |
| 13 | Gifted Education | 0.00% 0 |
| 14 | Journalism | 0.00% 0 |
| 15 | Library Media Specialist | 0.00% 0 |
| 16 | Marketing Education | 0.00% 0 |
| 17 | Math | 8.00% 2 |
| 18 | Music: Instrumental/Vocal | 0.00% 0 |
| 19 | Physical Education/Health/Safety | 0.00% 0 |

| # | Field | Choice Count |
|----|------------------------|--------------|
| 20 | Psychology/Sociology | 4.00% 1 |
| 21 | Reading Specialist | 0.00% 0 |
| 22 | School Counselor | 0.00% 0 |
| 23 | Science | 12.00% 3 |
| 24 | Social Studies | 4.00% 1 |
| 25 | Special Education | 4.00% 1 |
| 26 | Speech/Drama/Debate | 0.00% 0 |
| 27 | Technology Engineering | 4.00% 1 |
| | | 25 |

Showing rows 1 - 28 of 28

15. In what additional area(s) are you certified? (Please check all that apply)



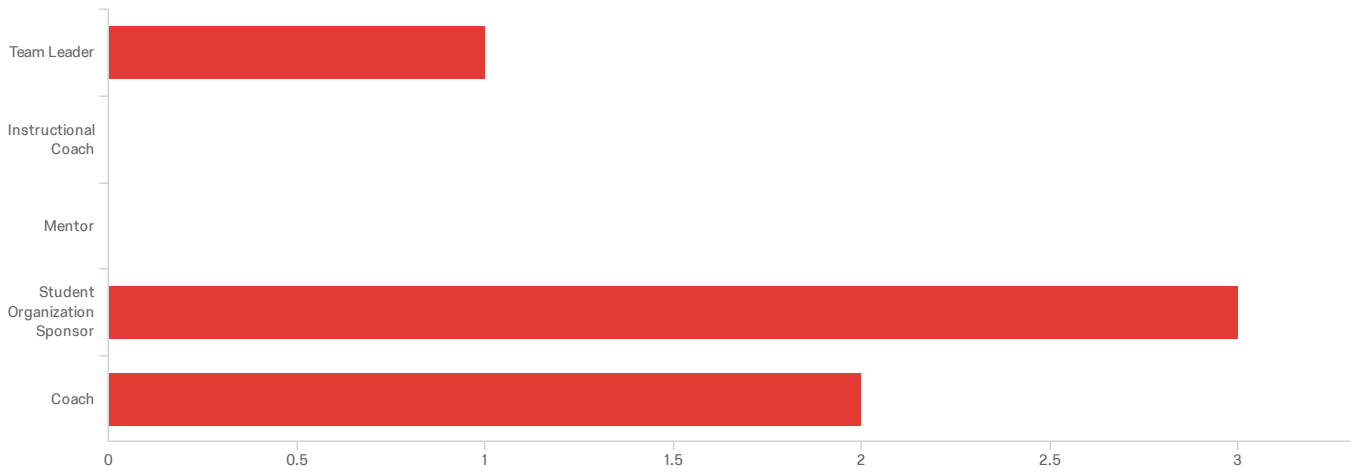


| # | Field | Choice Count |
|----|----------------------------------|--------------|
| 1 | Agriculture Education | 0.00% 0 |
| 2 | Art | 0.00% 0 |
| 3 | Business Education | 0.00% 0 |
| 4 | Computer Science | 0.00% 0 |
| 5 | Dance | 0.00% 0 |
| 6 | Drivers Education | 0.00% 0 |
| 7 | Early Childhood | 40.00% 2 |
| 8 | Elementary Education | 40.00% 2 |
| 9 | English/Language Arts | 0.00% 0 |
| 10 | English as a Second Language | 0.00% 0 |
| 11 | Family and Consumer Sciences | 0.00% 0 |
| 12 | Foreign Language | 0.00% 0 |
| 13 | Gifted Education | 0.00% 0 |
| 14 | Journalism | 0.00% 0 |
| 15 | Library Media Specialist | 0.00% 0 |
| 16 | Marketing Education | 0.00% 0 |
| 17 | Math | 20.00% 1 |
| 18 | Music: Instrumental/Vocal | 0.00% 0 |
| 19 | Physical Education/Health/Safety | 0.00% 0 |

| # | Field | Choice Count |
|----|------------------------|--------------|
| 20 | Psychology/Sociology | 0.00% 0 |
| 21 | Reading Specialist | 0.00% 0 |
| 22 | School Counselor | 0.00% 0 |
| 23 | Science | 0.00% 0 |
| 24 | Social Studies | 0.00% 0 |
| 25 | Special Education | 0.00% 0 |
| 26 | Speech/Drama/Debate | 0.00% 0 |
| 27 | Technology Engineering | 0.00% 0 |
| | | 5 |

Showing rows 1 - 28 of 28

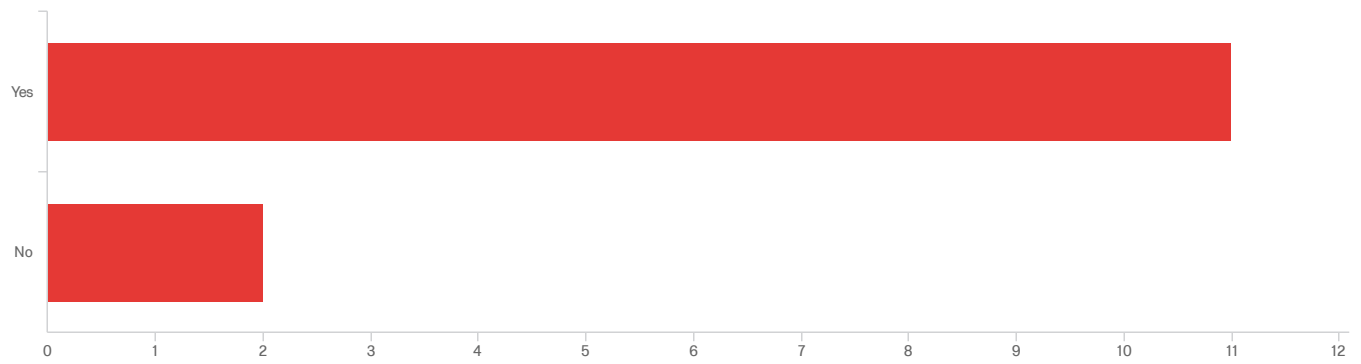
16. What other roles do you fill at your school? (Please check all that apply)



| # | Field | Choice Count |
|---|------------------------------|--------------|
| 1 | Team Leader | 16.67% 1 |
| 2 | Instructional Coach | 0.00% 0 |
| 3 | Mentor | 0.00% 0 |
| 4 | Student Organization Sponsor | 50.00% 3 |
| 5 | Coach | 33.33% 2 |
| | | 6 |

Showing rows 1 - 6 of 6

17. Do you teach at a Title I school?

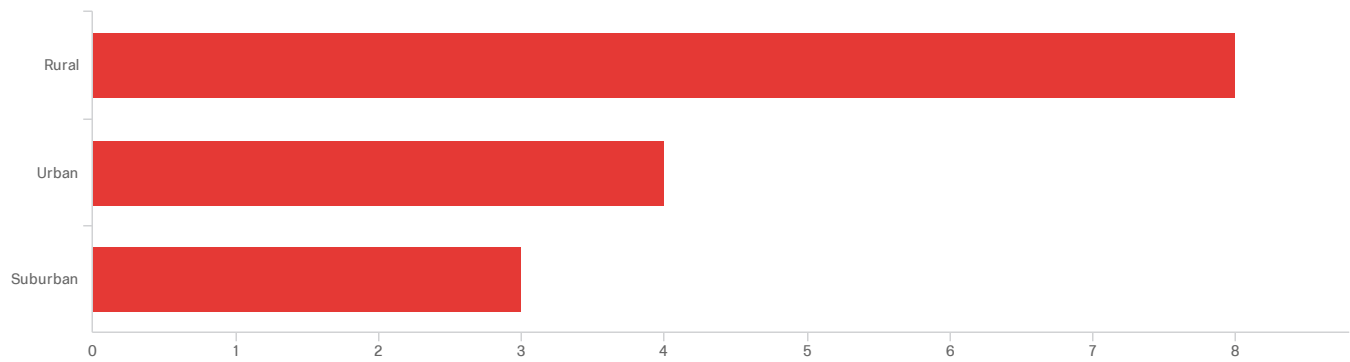


| # | Field | Choice Count |
|---|-------|--------------|
| 1 | Yes | 84.62% 11 |
| 2 | No | 15.38% 2 |

13

Showing rows 1 - 3 of 3

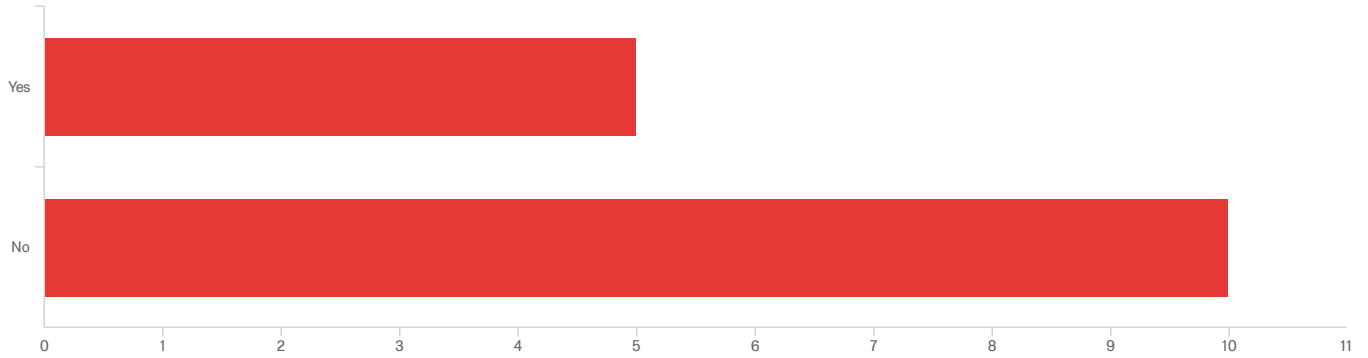
18. Which of the following describes your school district?



| # | Field | Choice Count |
|---|----------|--------------|
| 1 | Rural | 53.33% 8 |
| 2 | Urban | 26.67% 4 |
| 3 | Suburban | 20.00% 3 |
| | | 15 |

Showing rows 1 - 4 of 4

19. As a high school student, did you participate in any programs or classes that influenced your decision to become a teacher?



| # | Field | Choice Count |
|---|-------|--------------|
| 1 | Yes | 33.33% 5 |
| 2 | No | 66.67% 10 |

15

Showing rows 1 - 3 of 3

19a. If yes, please describe (e.g., Future Educators of America/Educators Rising, Teacher Cadet, etc.)

If yes, please describe (e.g., Future Educators of America/Educators Rising...

FFA and Student Council. My school did not offer any other options.

Teacher independent study

In highschool I participated in Teachers Association of Future Educators.

Future Educators of America was something I enjoyed while in high school. I had already decided I wanted to be a teacher, so I was happy with this program.

Athletics, English

Q37 - What experiences in your educator preparation/route to certification stand out as particularly important or meaningful?

What experiences in your educator preparation/route to certification stand...

The experiences that stood out for me were the field experiences and student teaching. These areas provided the opportunity to apply all that I had been taught in the classroom.

Field experiences with a variety of grade levels and teachers with varied experience levels.

Working with children with learning difficulties helps us to use a variety of types and organizations to adapt for each child. Learning should be fun for all children. The range of ways information can be presented is never ending. All children are able to learn, it is up to us to find out how.

Student teaching and the observation hours.

Student teaching definitely stands out to me as important because you can always learn something from your mentor teacher whether it be good or bad.

The experiences that stand out as particularly important were anytime I was able to work with students first hand. Observations and interacting in the actual classrooms made all the course work meaningful.

The two most important things that I experienced were being blind and volunteering to work at the Special Olympics. Being blind made you have to trust someone that you didn't really know to guide you through the halls, which relates to education in the way that these students may or may not have a clue as to what you are teaching them, but you have to find a way to get them to trust you and listen to what you are saying so that they do understand and no longer feel lost. Volunteering to work at the Special Olympics was an amazing experience. I went there for a class assignment (we had the choice of observing at a school or volunteering) and it showed me that the people (or students) that are often times over-looked are the ones that appreciate someone helping or teaching them the most.

Student Teaching

Mr. [REDACTED], Dr. [REDACTED], and Dr. [REDACTED] classes.

Scenario testing, mock presentations/lesson plans.

End of Report