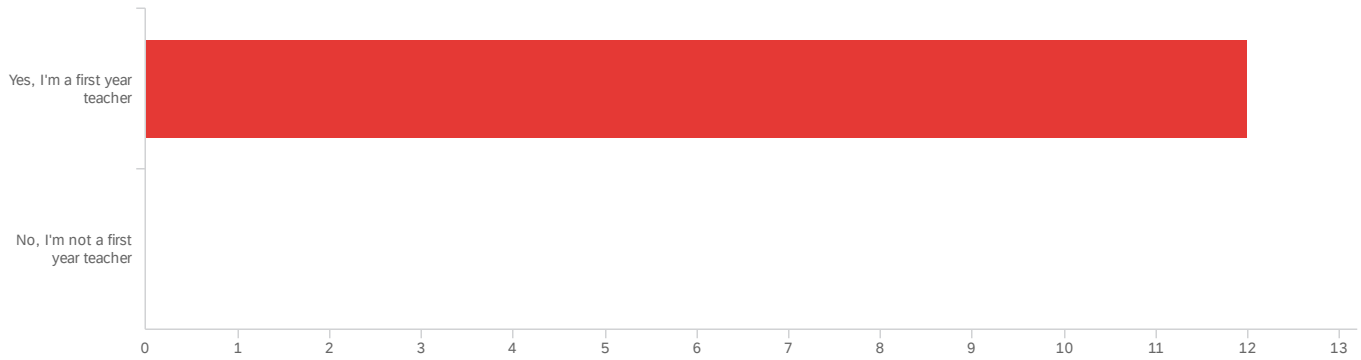


Southeastern Oklahoma State University FYT Report

OEQA First Year Teacher Survey 2020

June 20, 2020 11:32 PM CDT

1. Are you a first year teacher?

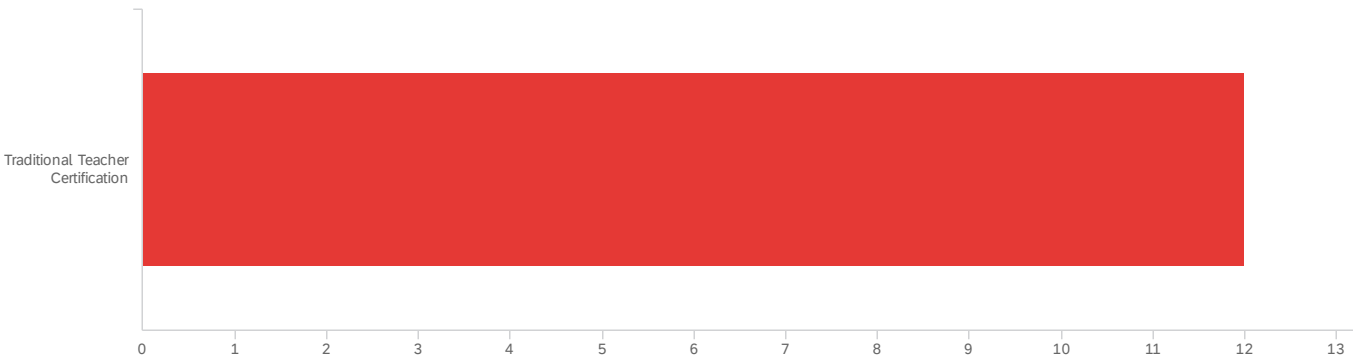


#	Field	Choice Count
1	Yes, I'm a first year teacher	100.00% 12
2	No, I'm not a first year teacher	0.00% 0

12

Showing rows 1 - 3 of 3

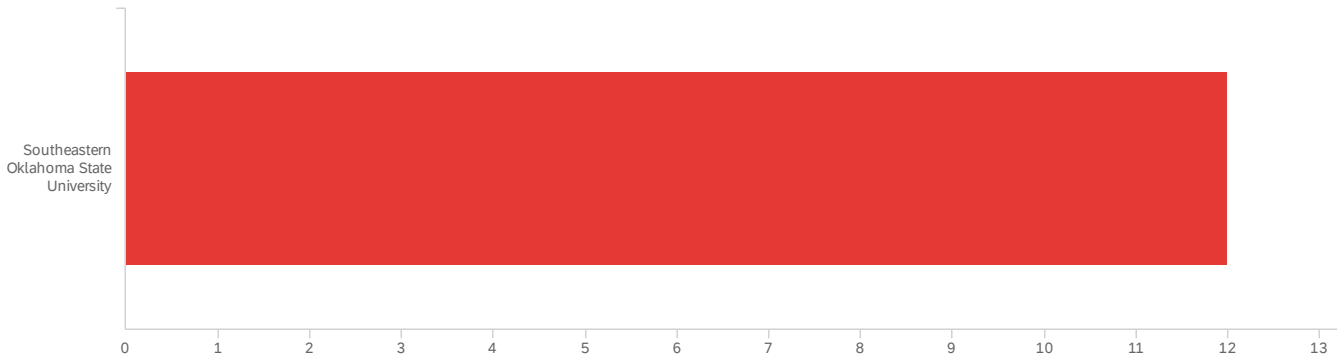
2. Through which route did you receive your teaching license?



#	Field	Choice Count
1	Traditional Teacher Certification	100.00% 12

Showing rows 1 - 1 of 1

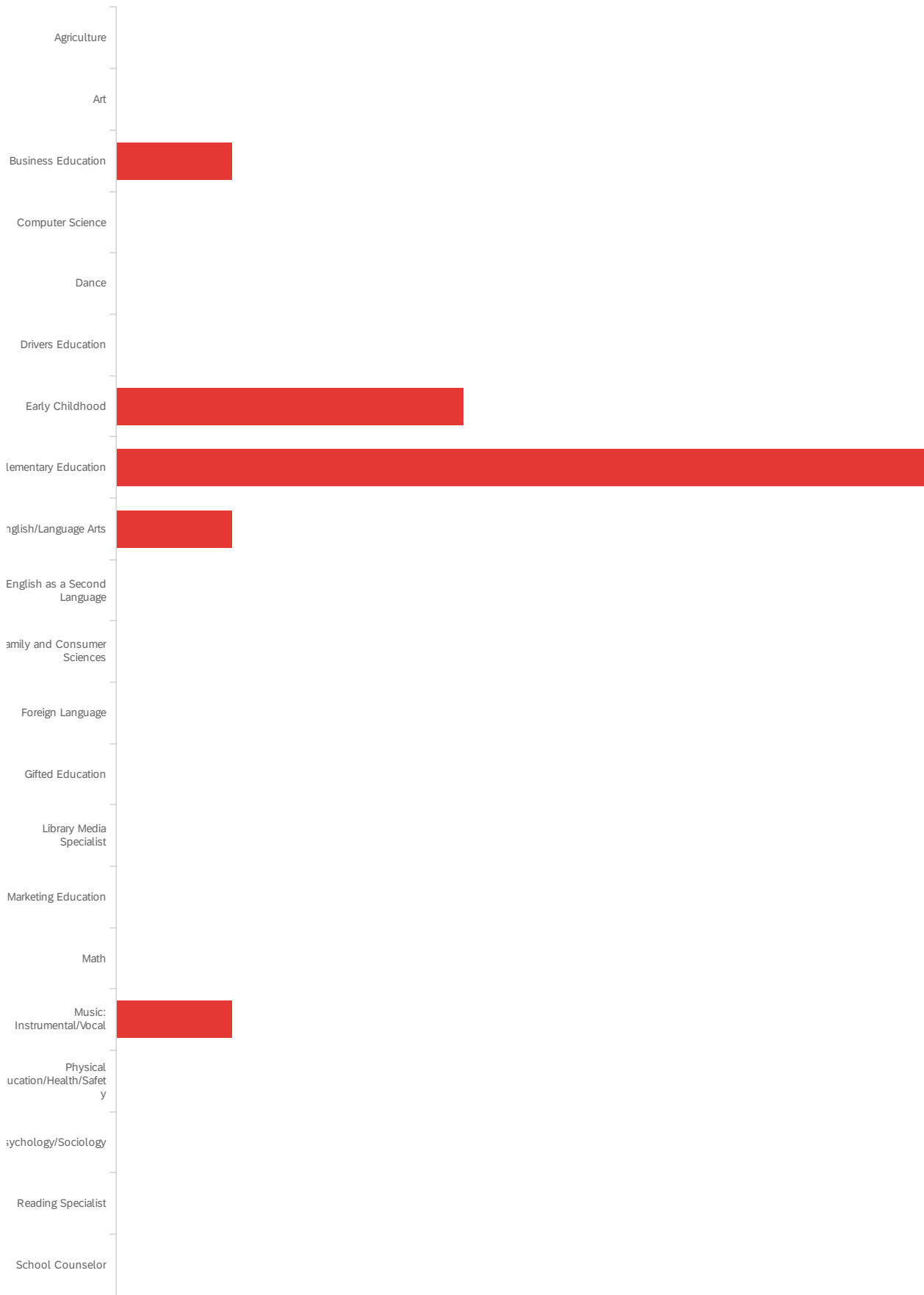
12. From which of the following institutions did you receive recommendation for teacher certification? If you hold an alternative or emergency certificate please select Oklahoma State Department of Education.

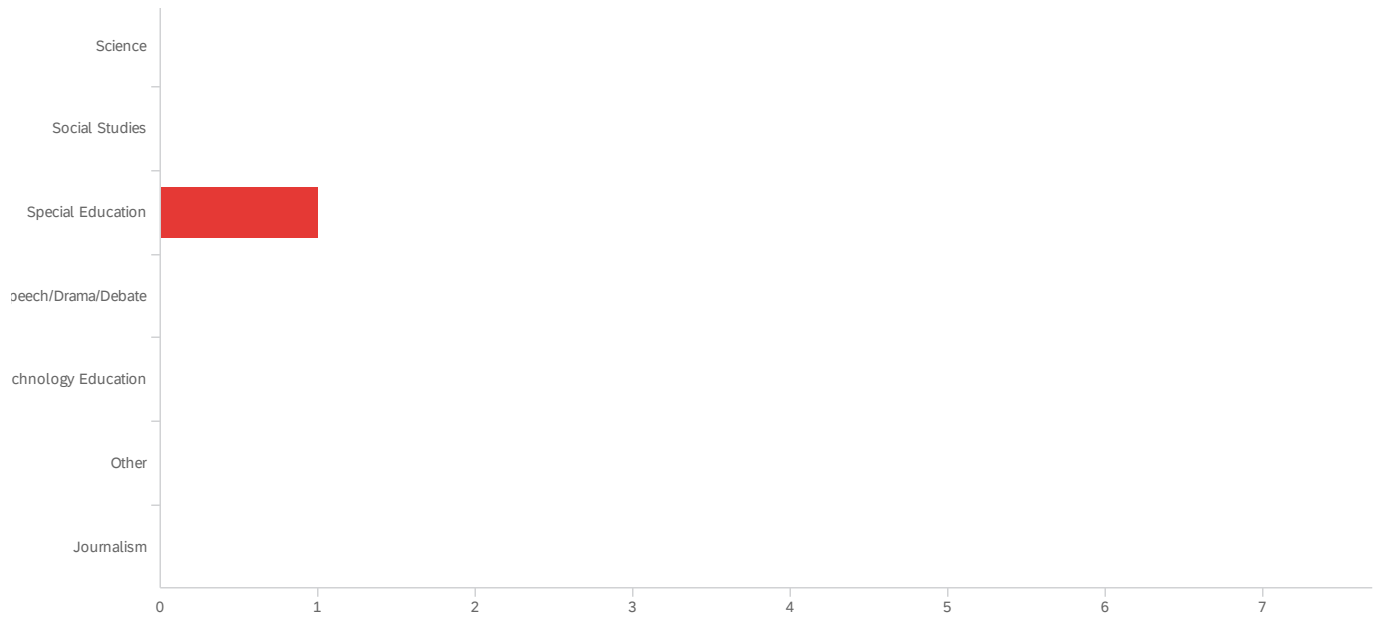


#	Field	Choice Count
16	Southeastern Oklahoma State University	100.00% 12

Showing rows 1 - 1 of 1

Q26 - In what area did you receive your degree?





#	Field	Choice Count
1	Agriculture	0.00% 0
2	Art	0.00% 0
3	Business Education	7.14% 1
4	Computer Science	0.00% 0
5	Dance	0.00% 0
6	Drivers Education	0.00% 0
7	Early Childhood	21.43% 3
8	Elementary Education	50.00% 7
9	English/Language Arts	7.14% 1
10	English as a Second Language	0.00% 0
11	Family and Consumer Sciences	0.00% 0
12	Foreign Language	0.00% 0
13	Gifted Education	0.00% 0
14	Library Media Specialist	0.00% 0
15	Marketing Education	0.00% 0
16	Math	0.00% 0
17	Music: Instrumental/Vocal	7.14% 1
18	Physical Education/Health/Safety	0.00% 0

#	Field	Choice Count
19	Psychology/Sociology	0.00% 0
20	Reading Specialist	0.00% 0
21	School Counselor	0.00% 0
22	Science	0.00% 0
23	Social Studies	0.00% 0
24	Special Education	7.14% 1
25	Speech/Drama/Debate	0.00% 0
26	Technology Education	0.00% 0
27	Other	0.00% 0
28	Journalism	0.00% 0

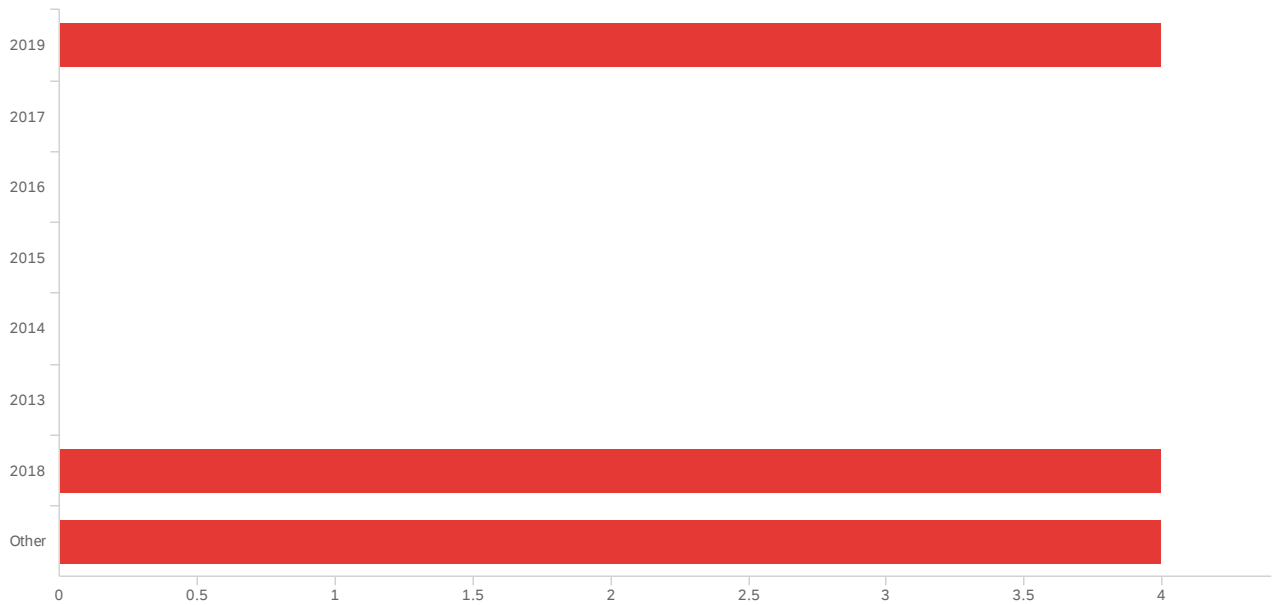
14

Showing rows 1 - 29 of 29

Q26_27_TEXT - Other

Other

Q27 - In what year did you receive your degree?



#	Field	Minimum	Maximum	Mean	Std Deviation	Variance	Count
1	In what year did you receive your degree? - Selected Choice	1.00	8.00	5.33	3.09	9.56	12

#	Field	Choice Count
1	2019	33.33% 4
2	2017	0.00% 0
3	2016	0.00% 0
4	2015	0.00% 0
5	2014	0.00% 0
6	2013	0.00% 0
7	2018	33.33% 4
8	Other	33.33% 4

12

Showing rows 1 - 9 of 9

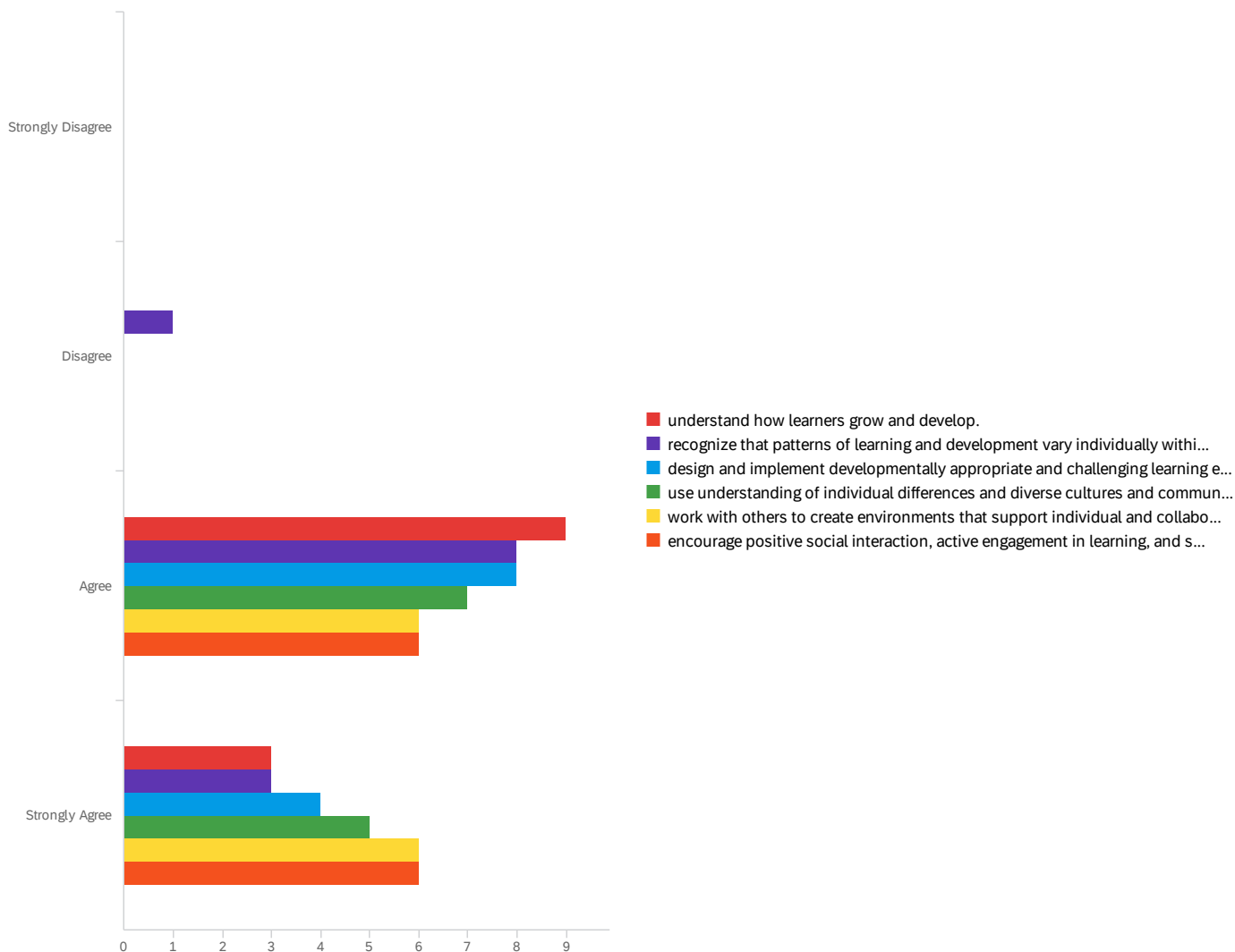
Q27_8_TEXT - Other

Other

1996

3. The Learner and Learning Please rate the extent to which you agree with each

statement below. My preparation program/route to certification prepared me to:



#	Field	Strongly Disagree	Disagree	Agree	Strongly Agree	Total
1	understand how learners grow and develop.	0.00% 0	0.00% 0	75.00% 9	25.00% 3	12
2	recognize that patterns of learning and development vary individually within and across the cognitive, linguistic, social, emotional, and physical areas.	0.00% 0	8.33% 1	66.67% 8	25.00% 3	12
3	design and implement developmentally appropriate and challenging learning experiences.	0.00% 0	0.00% 0	66.67% 8	33.33% 4	12
4	use understanding of individual differences and diverse cultures and communities to ensure inclusive learning environments that enable each learner to meet high standards.	0.00% 0	0.00% 0	58.33% 7	41.67% 5	12

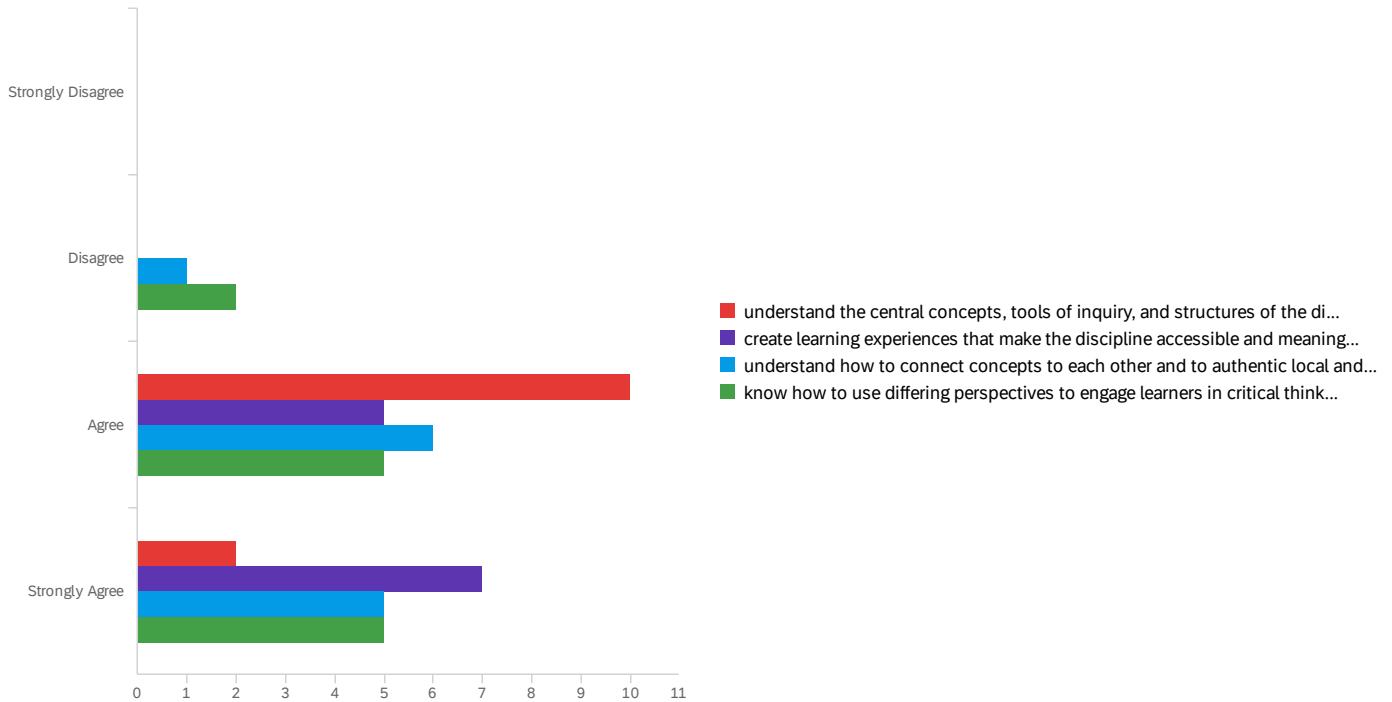
#	Field	Strongly Disagree	Disagree	Agree	Strongly Agree	Total
5	work with others to create environments that support individual and collaborative learning.	0.00% 0	0.00% 0	50.00% 6	50.00% 6	12
6	encourage positive social interaction, active engagement in learning, and self-motivation.	0.00% 0	0.00% 0	50.00% 6	50.00% 6	12

Showing rows 1 - 6 of 6

Bar graphs visually highlight the fact that, looking at the set of 6 questions measuring Learner and Learning, far more respondents Agreed or Strongly Agreed, than Disagreed or Strongly Disagreed.

4. Content Please rate the extent to which you agree with each statement below. My

preparation program/route to certification prepared me to:



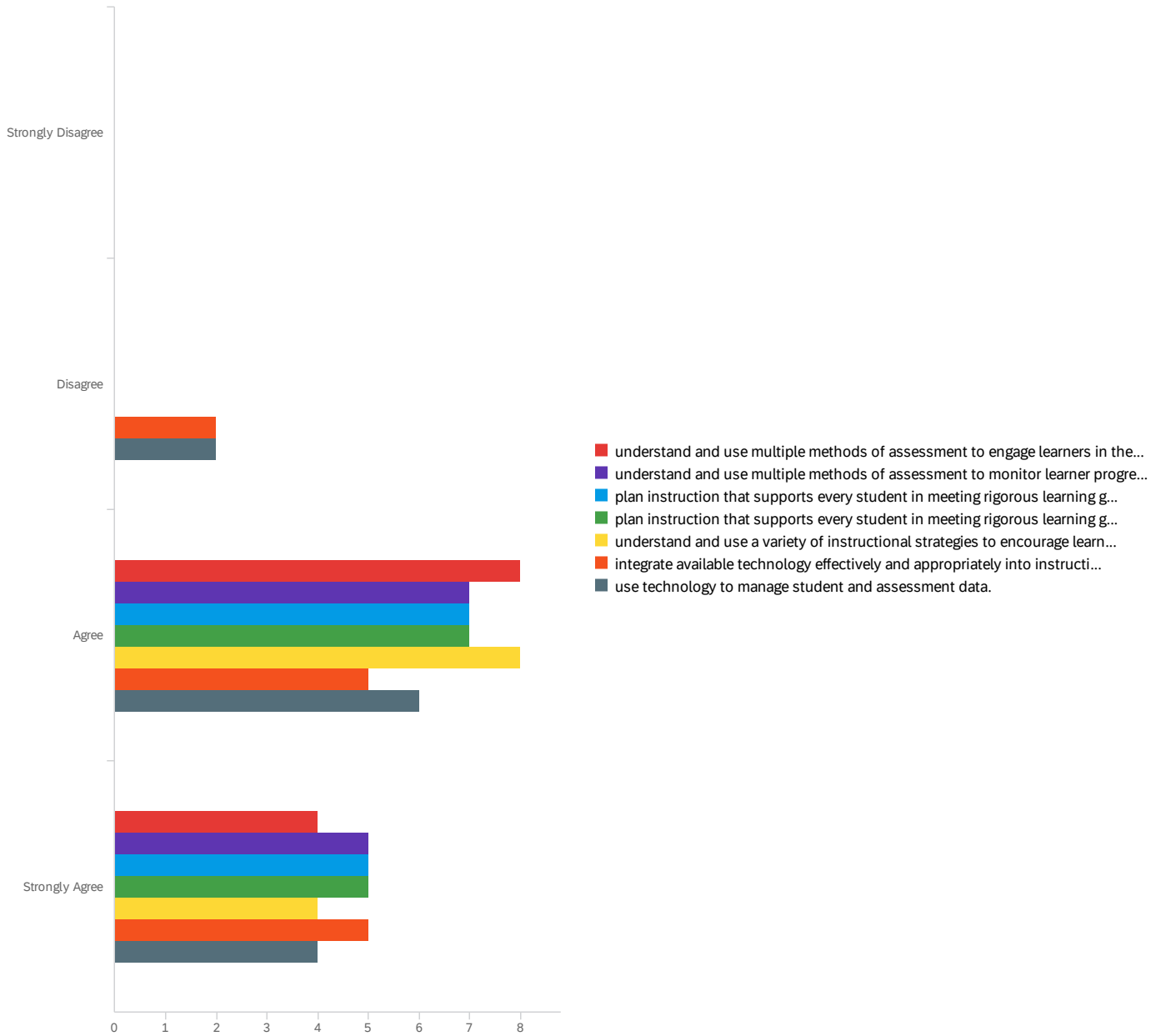
#	Field	Strongly Disagree	Disagree	Agree	Strongly Agree	Total
1	understand the central concepts, tools of inquiry, and structures of the discipline(s) I teach.	0.00% 0	0.00% 0	83.33% 10	16.67% 2	12
2	create learning experiences that make the discipline accessible and meaningful for learners to assure mastery of the content.	0.00% 0	0.00% 0	41.67% 5	58.33% 7	12
3	understand how to connect concepts to each other and to authentic local and global issues.	0.00% 0	8.33% 1	50.00% 6	41.67% 5	12
4	know how to use differing perspectives to engage learners in critical thinking, creativity, and collaborative problem solving.	0.00% 0	16.67% 2	41.67% 5	41.67% 5	12

Showing rows 1 - 4 of 4

Bar graphs visually highlight the fact that, looking at the set of 4 questions measuring Content, far more respondents Agreed or Strongly Agreed, than Disagreed or Strongly Disagreed.

5. Instructional Practice Please rate the extent to which you agree with each statement

below. My preparation program/route to certification prepared me to:



#	Field	Strongly Disagree	Disagree	Agree	Strongly Agree	Total
1	understand and use multiple methods of assessment to engage learners in their own growth and guide learners' decision making.	0.00% 0	0.00% 0	66.67% 8	33.33% 4	12
2	understand and use multiple methods of assessment to monitor learner progress and to guide my decision making.	0.00% 0	0.00% 0	58.33% 7	41.67% 5	12

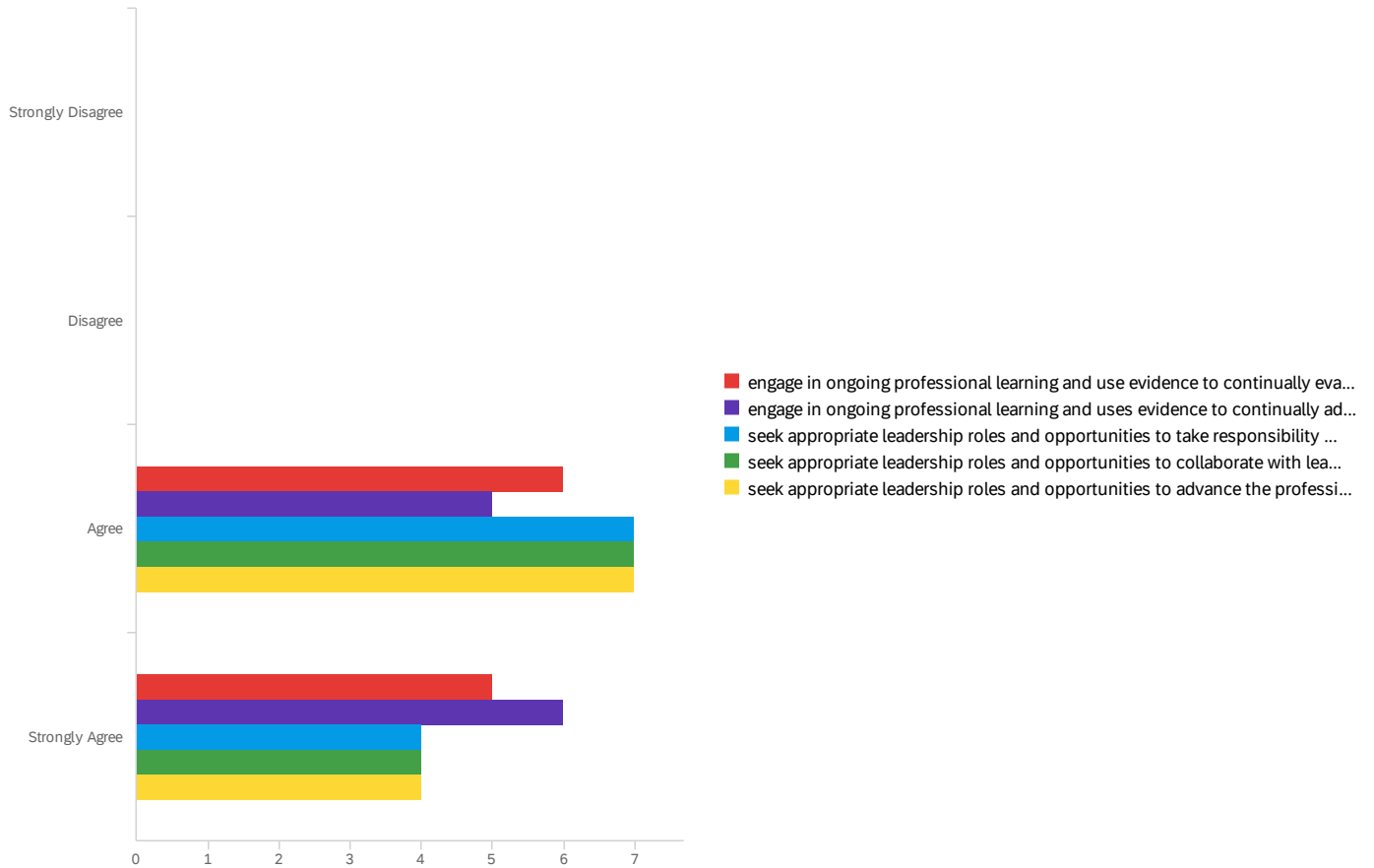
#	Field	Strongly Disagree	Disagree	Agree	Strongly Agree	Total
3	plan instruction that supports every student in meeting rigorous learning goals by drawing upon knowledge of content areas, curriculum, cross-disciplinary skills, and pedagogy.	0.00% 0	0.00% 0	58.33% 7	41.67% 5	12
4	plan instruction that supports every student in meeting rigorous learning goals by drawing upon knowledge of learners and the community context.	0.00% 0	0.00% 0	58.33% 7	41.67% 5	12
5	understand and use a variety of instructional strategies to encourage learners to develop deep understanding of content areas and their connections, and to build skills to apply knowledge in meaningful ways.	0.00% 0	0.00% 0	66.67% 8	33.33% 4	12
6	integrate available technology effectively and appropriately into instruction.	0.00% 0	16.67% 2	41.67% 5	41.67% 5	12
7	use technology to manage student and assessment data.	0.00% 0	16.67% 2	50.00% 6	33.33% 4	12

Showing rows 1 - 7 of 7

Bar graphs visually highlight the fact that, looking at the set of 7 questions measuring Instructional Practice, far more respondents Agreed or Strongly Agreed, than Disagreed or Strongly Disagreed.

6. Professional Responsibility Please rate the extent to which you agree with each

statement below. My preparation program/route to certification prepared me to:

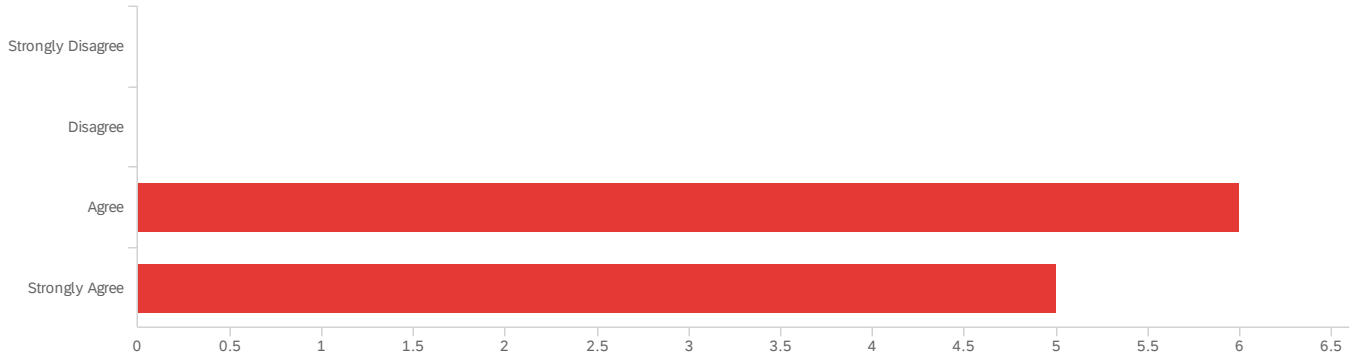


#	Field	Strongly Disagree	Disagree	Agree	Strongly Agree	Total
1	engage in ongoing professional learning and use evidence to continually evaluate my practice, particularly the effects of my choices and actions on others (learners, families, other professionals, and the community).	0.00% 0	0.00% 0	54.55% 6	45.45% 5	11
2	engage in ongoing professional learning and uses evidence to continually adapt practice to meet the needs of each learner.	0.00% 0	0.00% 0	45.45% 5	54.55% 6	11
3	seek appropriate leadership roles and opportunities to take responsibility for student learning.	0.00% 0	0.00% 0	63.64% 7	36.36% 4	11
4	seek appropriate leadership roles and opportunities to collaborate with learners, families, colleagues, other school professionals, and community members to ensure learner growth.	0.00% 0	0.00% 0	63.64% 7	36.36% 4	11
5	seek appropriate leadership roles and opportunities to advance the profession.	0.00% 0	0.00% 0	63.64% 7	36.36% 4	11

Showing rows 1 - 5 of 5

Bar graphs visually highlight the fact that, looking at the set of 5 questions measuring Professional Responsibility, far more respondents Agreed or Strongly Agreed, than Disagreed or Strongly Disagreed.

7. Overall, my preparation/route to certification effectively prepared me to have a positive impact on P12 student learning and development.



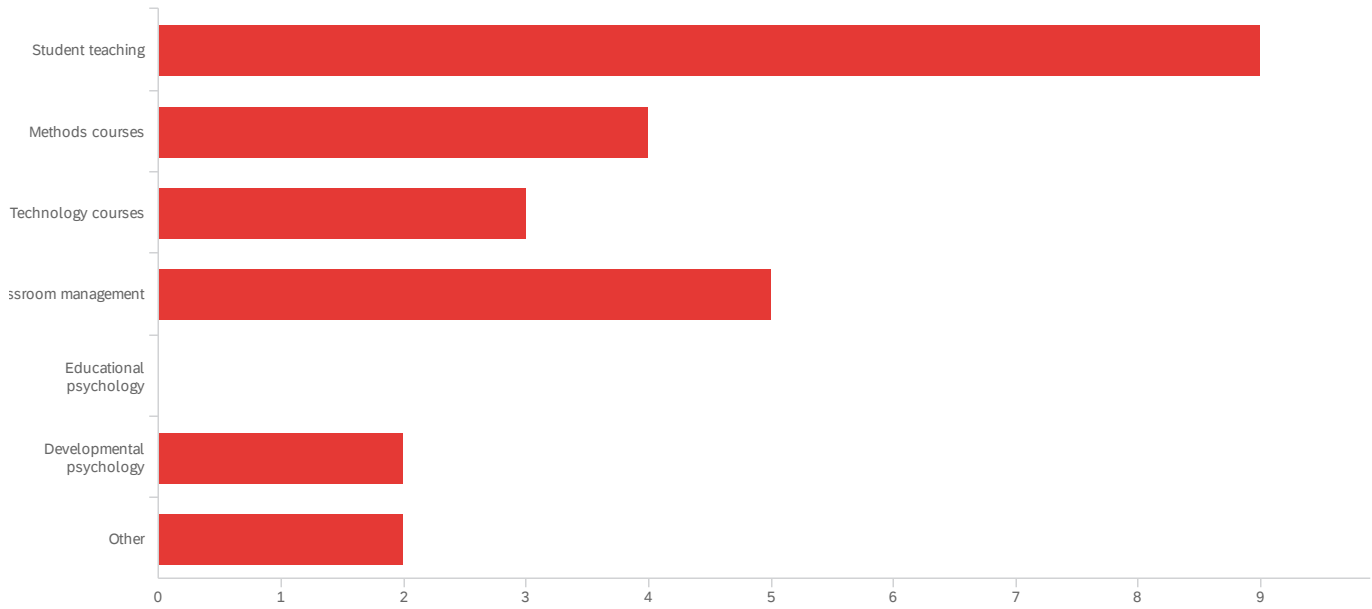
#	Field	Choice Count
1	Strongly Disagree	0.00% 0
2	Disagree	0.00% 0
3	Agree	54.55% 6
4	Strongly Agree	45.45% 5

11

Showing rows 1 - 5 of 5

Q7 - What courses or experiences in your educator preparation/route to certification

stand out as particularly important or meaningful?



#	Field	Choice Count
10	Student teaching	36.00% 9
11	Methods courses	16.00% 4
12	Technology courses	12.00% 3
13	Classroom management	20.00% 5
14	Educational psychology	0.00% 0
15	Developmental psychology	8.00% 2
16	Other	8.00% 2
		25

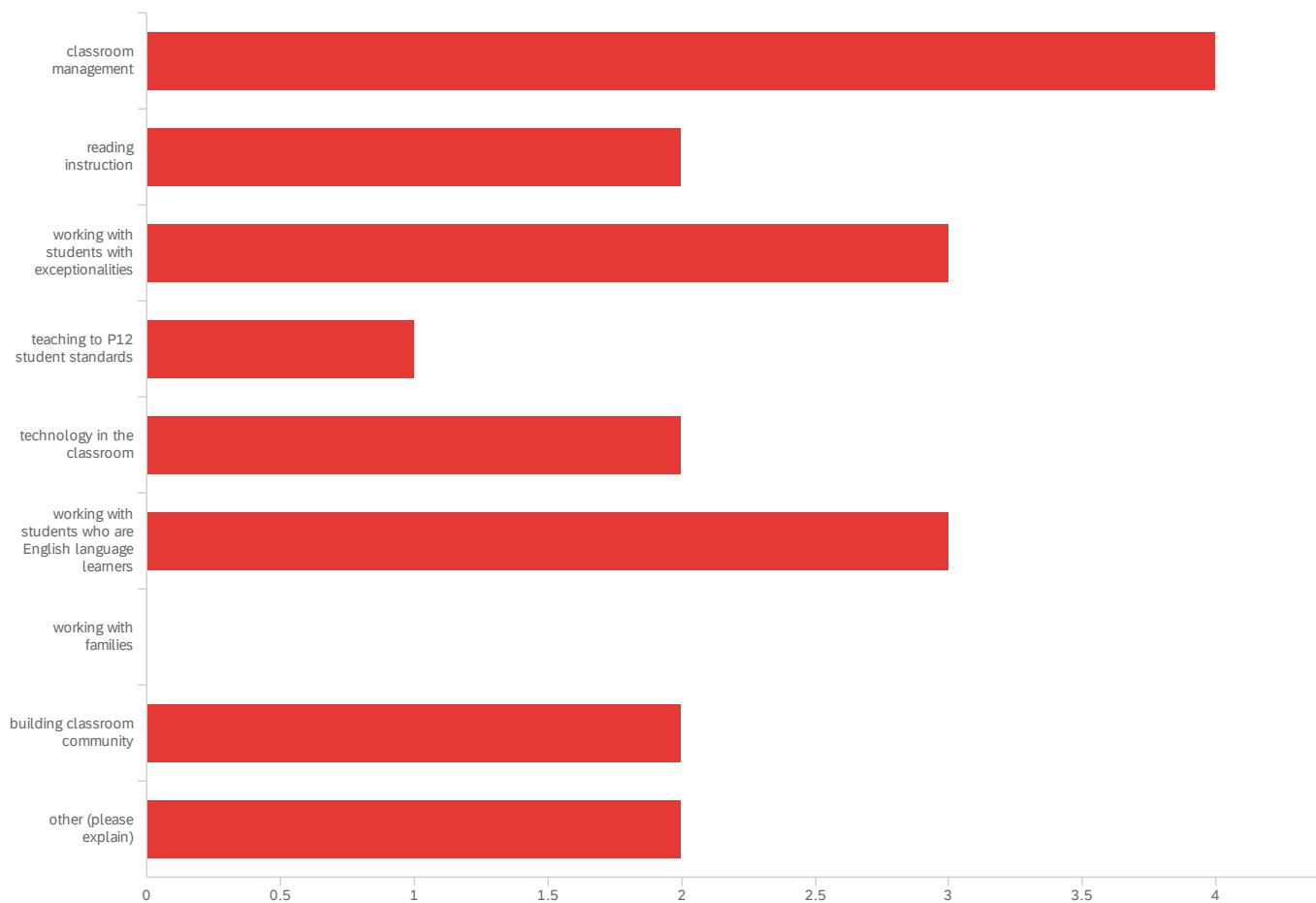
Showing rows 1 - 8 of 8

Q7_16_TEXT - Other

Other

Nothing more educational than being inside a classroom

9. As you near the end of your first year of teaching, in what area(s) could you have used more preparation? (Please check all that apply)



#	Field	Choice Count
1	classroom management	21.05% 4
2	reading instruction	10.53% 2
3	working with students with exceptionalities	15.79% 3
4	teaching to P12 student standards	5.26% 1
5	technology in the classroom	10.53% 2
6	working with students who are English language learners	15.79% 3
7	working with families	0.00% 0
8	building classroom community	10.53% 2
9	other (please explain)	10.53% 2

Field

Choice
Count

19

Showing rows 1 - 10 of 10

other (please explain)

other (please explain)

Time management

Behavior Management and working with students who have experienced trauma.

10. Please note awards or honors received, degrees or certificates earned, and other recognitions from the current school year.

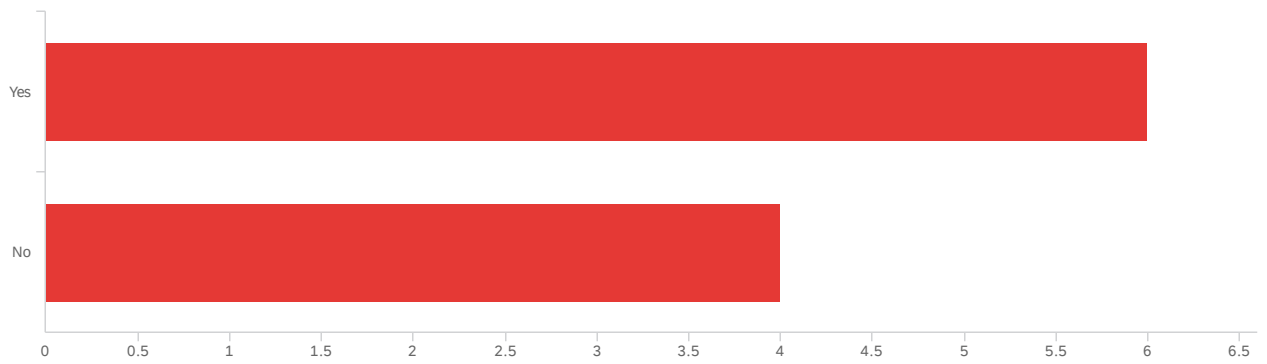
Please note awards or honors received, degrees or certificates earned, and...

None

None

Watching a struggling reader improve is worth more than 100 awards and certificates that draw dust on some wall.

11. Were you assigned a mentor from your school district this school year?

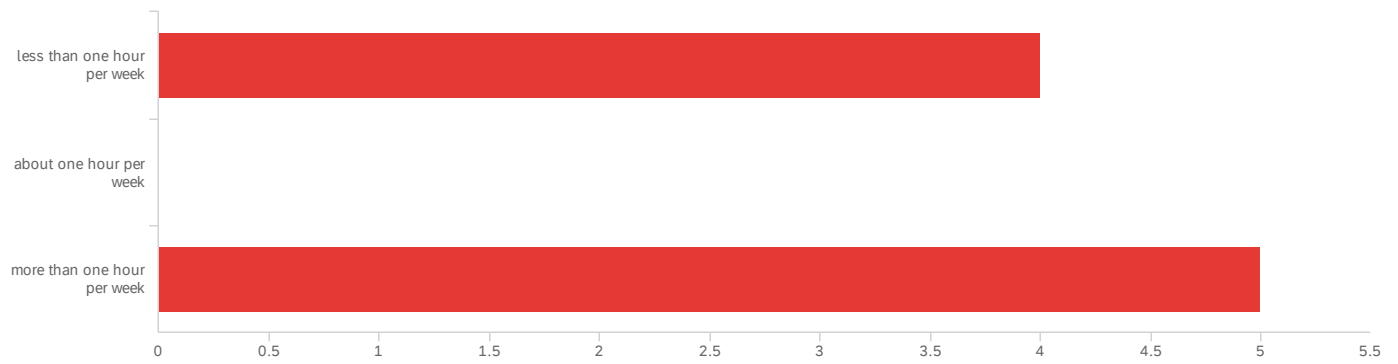


#	Field	Choice Count
1	Yes	60.00% 6
2	No	40.00% 4

10

Showing rows 1 - 3 of 3

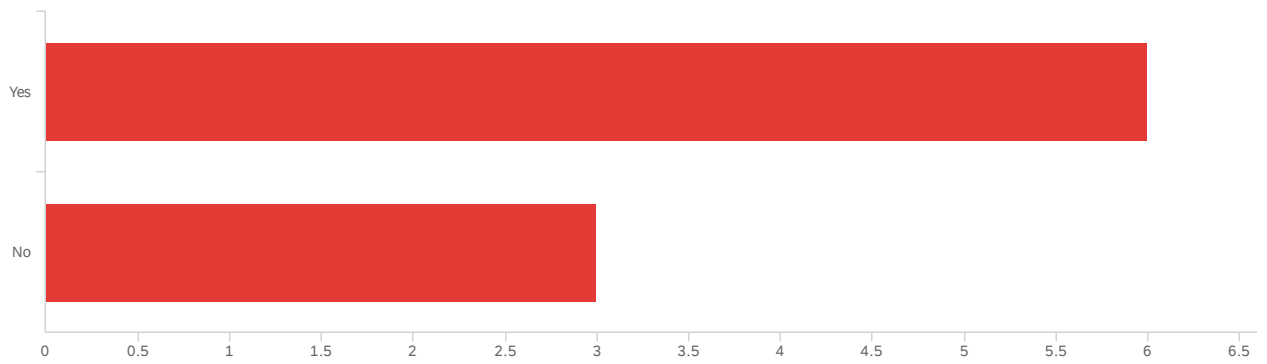
11a. How much time did you spend with your mentor teacher?



#	Field	Choice Count
1	less than one hour per week	44.44% 4
2	about one hour per week	0.00% 0
3	more than one hour per week	55.56% 5
		9

Showing rows 1 - 4 of 4

11b. Is your mentor in your same teaching area?

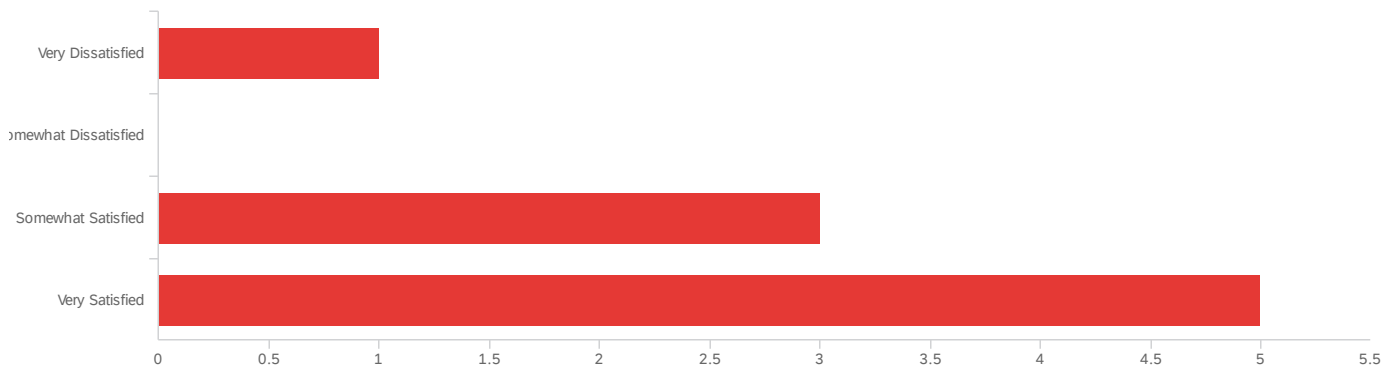


#	Field	Choice Count
1	Yes	66.67% 6
2	No	33.33% 3

9

Showing rows 1 - 3 of 3

11c. How satisfied are you with your mentoring experience?

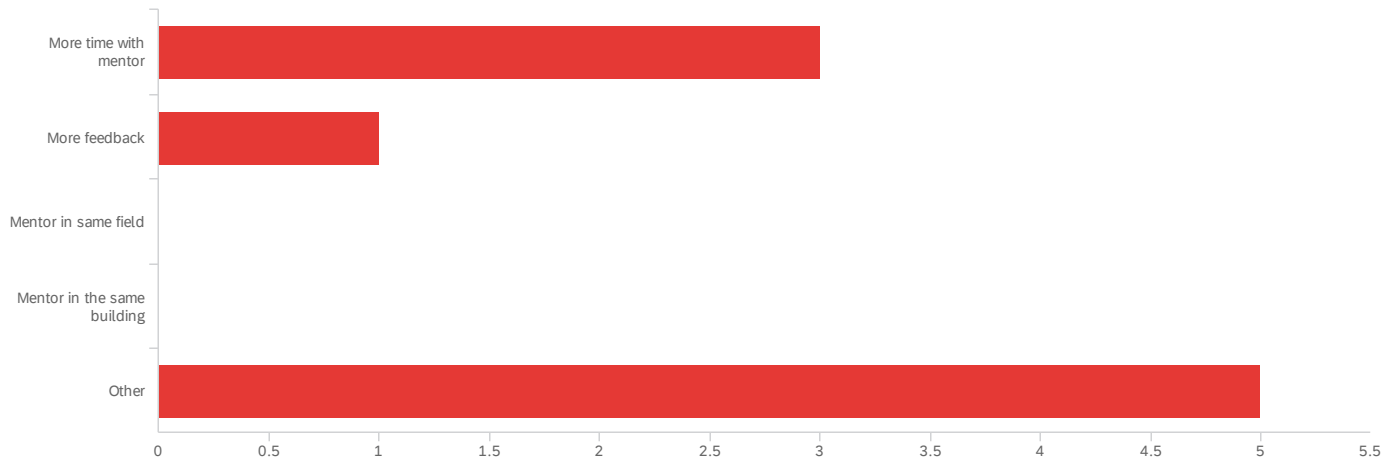


#	Field	Choice Count
1	Very Dissatisfied	11.11% 1
2	Somewhat Dissatisfied	0.00% 0
3	Somewhat Satisfied	33.33% 3
4	Very Satisfied	55.56% 5

9

Showing rows 1 - 5 of 5

Q19 - How might the mentoring experience be improved?



#	Field	Choice Count
1	More time with mentor	33.33% 3
2	More feedback	11.11% 1
3	Mentor in same field	0.00% 0
4	Mentor in the same building	0.00% 0
5	Other	55.56% 5
		9

Showing rows 1 - 6 of 6

Q19_5_TEXT - Other

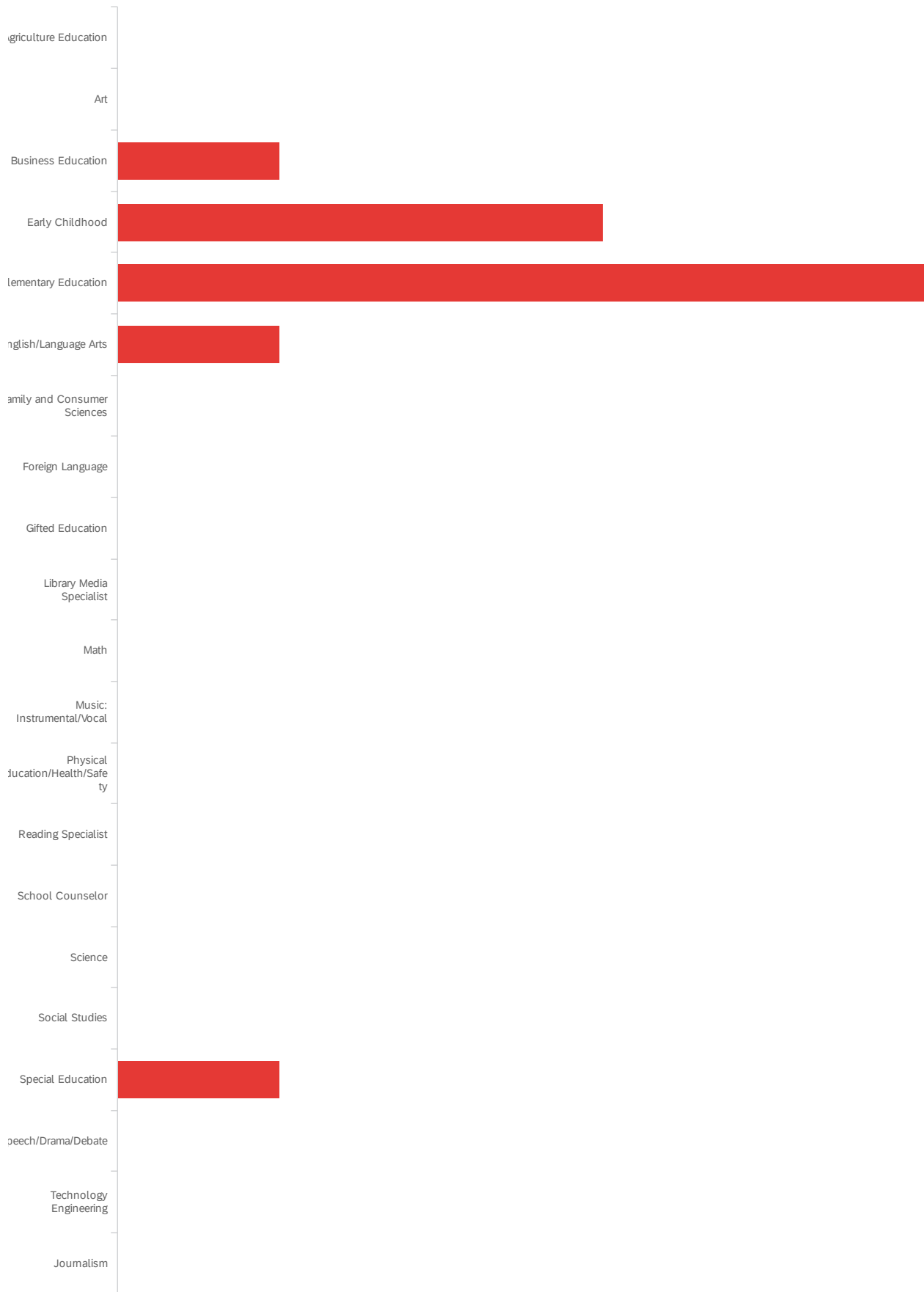
Other

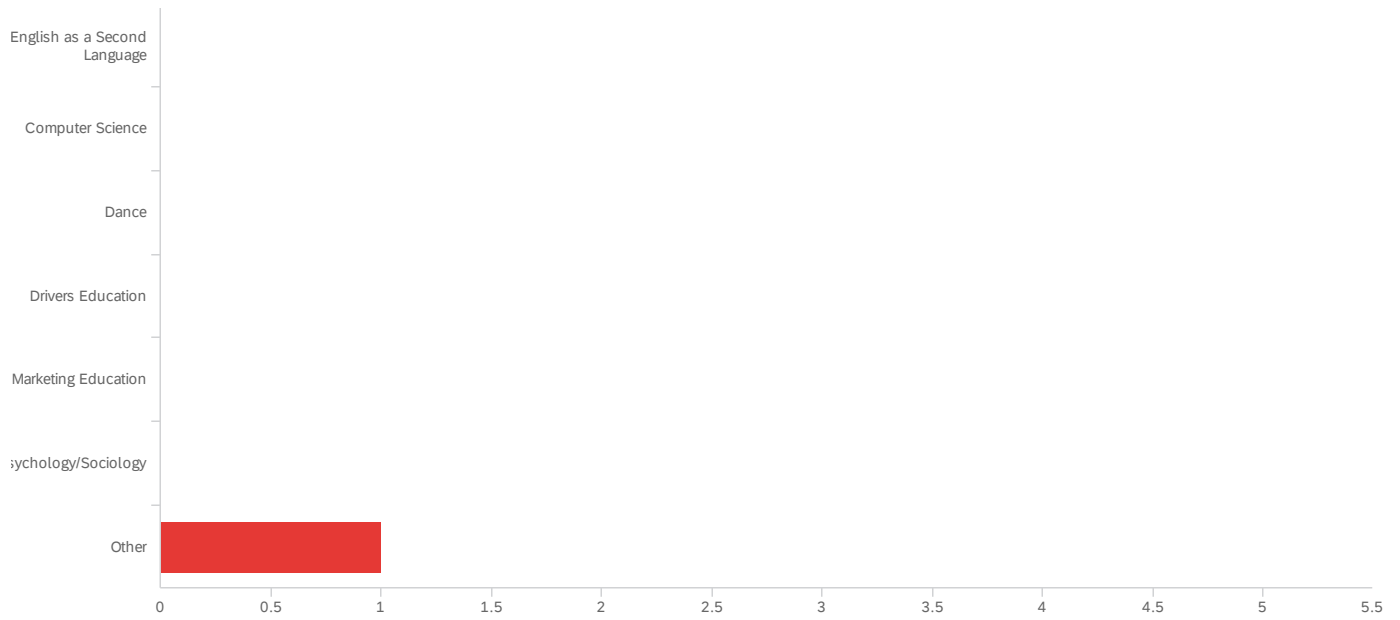
Having a mentor

None

Her assistance was invaluable!

13. In what area(s) were you initially certified? (Please check all that apply)





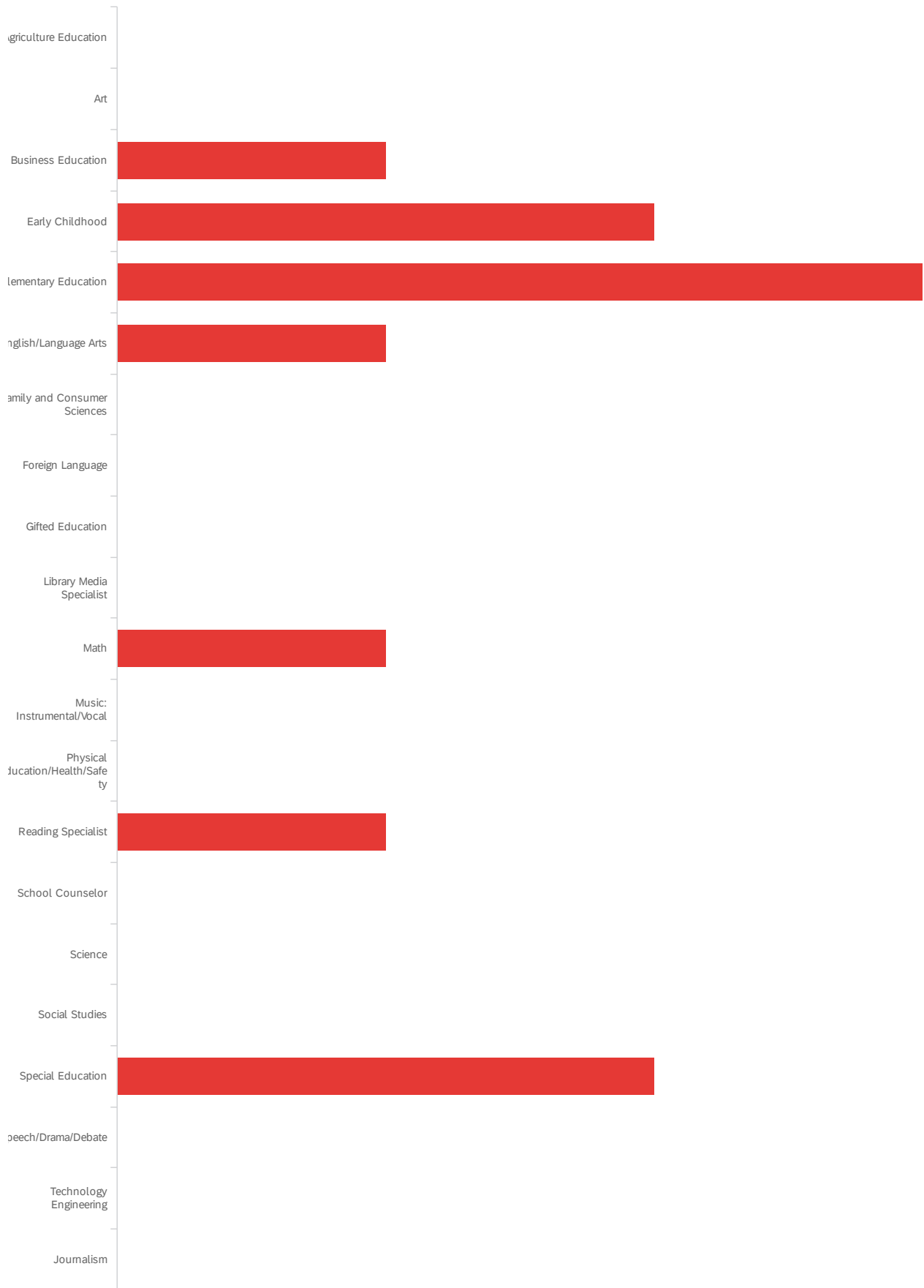
#	Field	Choice Count	Percentage
1	Agriculture Education	0	0.00%
2	Art	0	0.00%
3	Business Education	1	8.33%
4	Early Childhood	3	25.00%
5	Elementary Education	5	41.67%
6	English/Language Arts	1	8.33%
7	Family and Consumer Sciences	0	0.00%
8	Foreign Language	0	0.00%
9	Gifted Education	0	0.00%
10	Library Media Specialist	0	0.00%
11	Math	0	0.00%
12	Music: Instrumental/Vocal	0	0.00%
13	Physical Education/Health/Safety	0	0.00%
14	Reading Specialist	0	0.00%
15	School Counselor	0	0.00%
16	Science	0	0.00%
17	Social Studies	0	0.00%
18	Special Education	1	8.33%

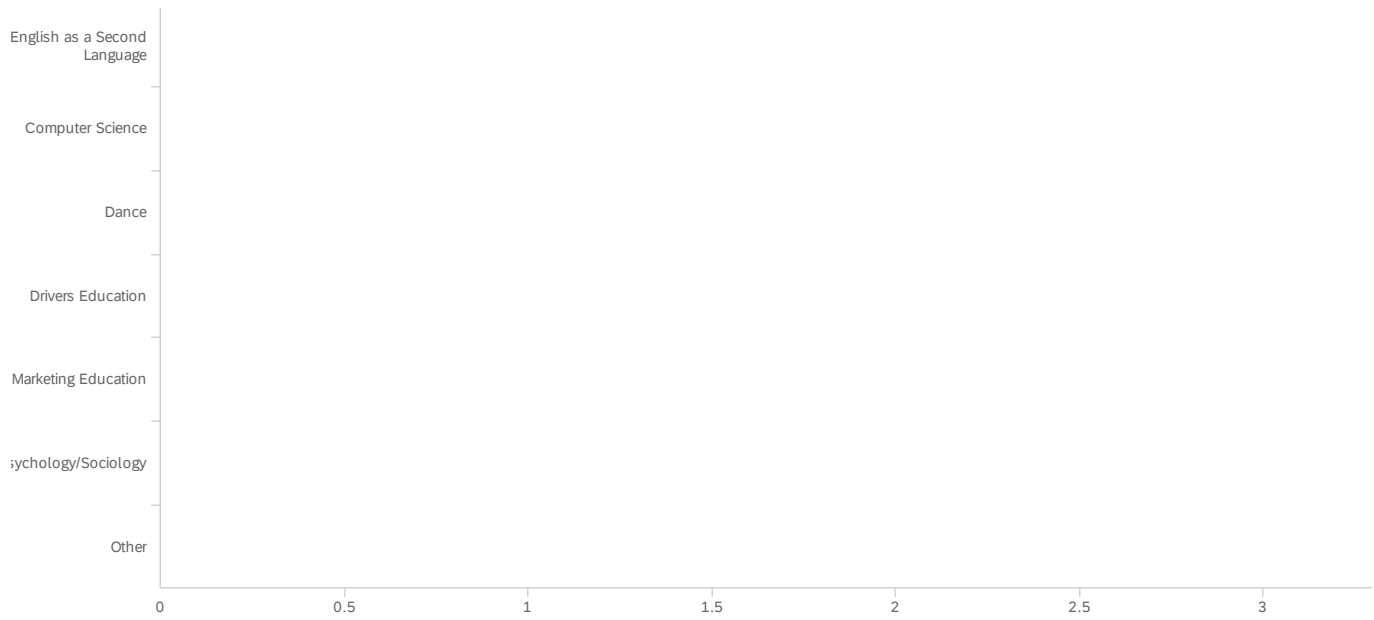
#	Field	Choice Count
19	Speech/Drama/Debate	0.00% 0
20	Technology Engineering	0.00% 0
21	Journalism	0.00% 0
22	English as a Second Language	0.00% 0
23	Computer Science	0.00% 0
24	Dance	0.00% 0
25	Drivers Education	0.00% 0
26	Marketing Education	0.00% 0
27	Psychology/Sociology	0.00% 0
35	Other	8.33% 1

12

Showing rows 1 - 29 of 29

14. What is your current primary teaching assignment? (Please check all that apply)





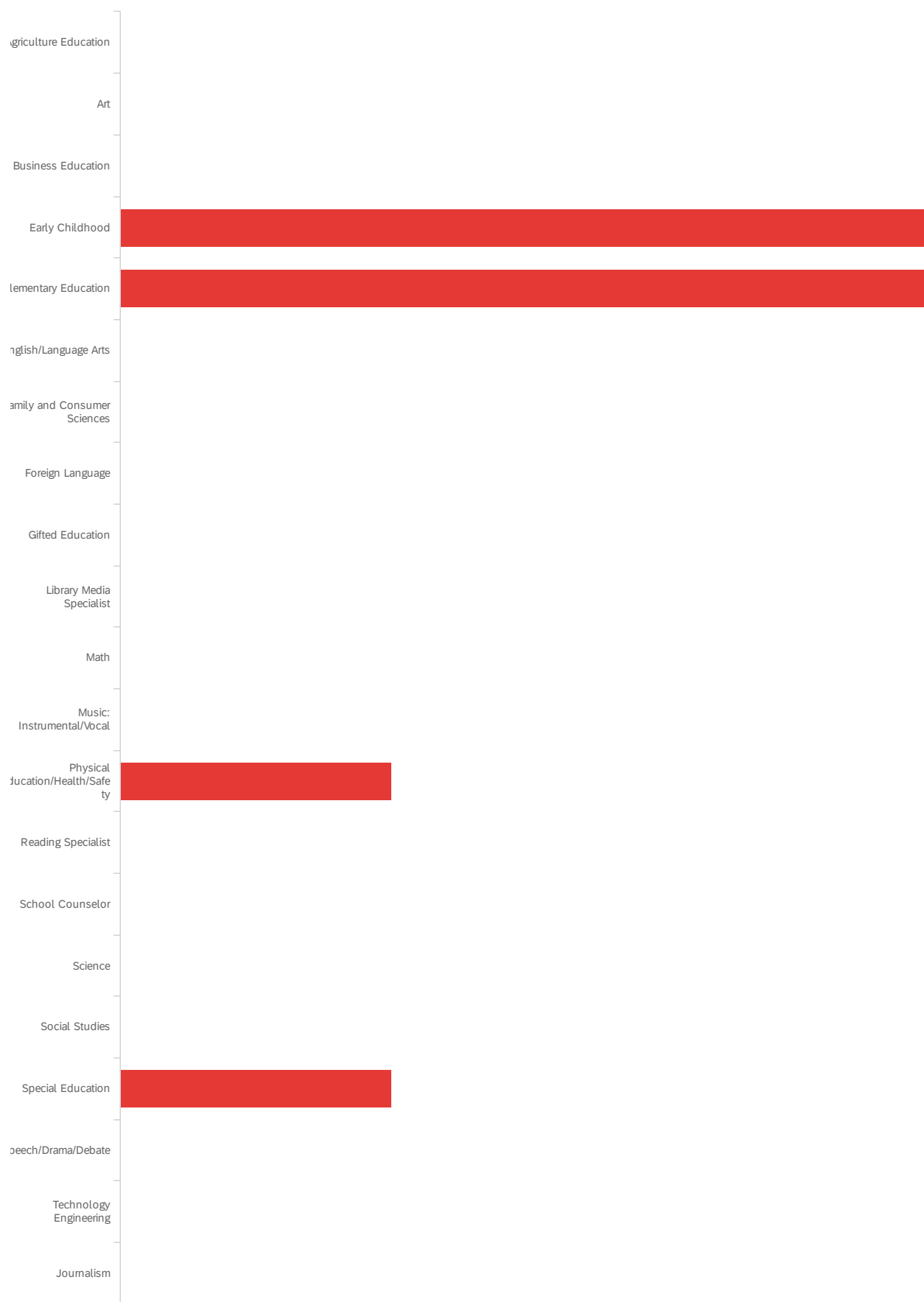
#	Field	Choice Count
1	Agriculture Education	0.00% 0
2	Art	0.00% 0
3	Business Education	9.09% 1
4	Early Childhood	18.18% 2
5	Elementary Education	27.27% 3
6	English/Language Arts	9.09% 1
7	Family and Consumer Sciences	0.00% 0
8	Foreign Language	0.00% 0
9	Gifted Education	0.00% 0
10	Library Media Specialist	0.00% 0
11	Math	9.09% 1
12	Music: Instrumental/Vocal	0.00% 0
13	Physical Education/Health/Safety	0.00% 0
14	Reading Specialist	9.09% 1
15	School Counselor	0.00% 0
16	Science	0.00% 0
17	Social Studies	0.00% 0
18	Special Education	18.18% 2

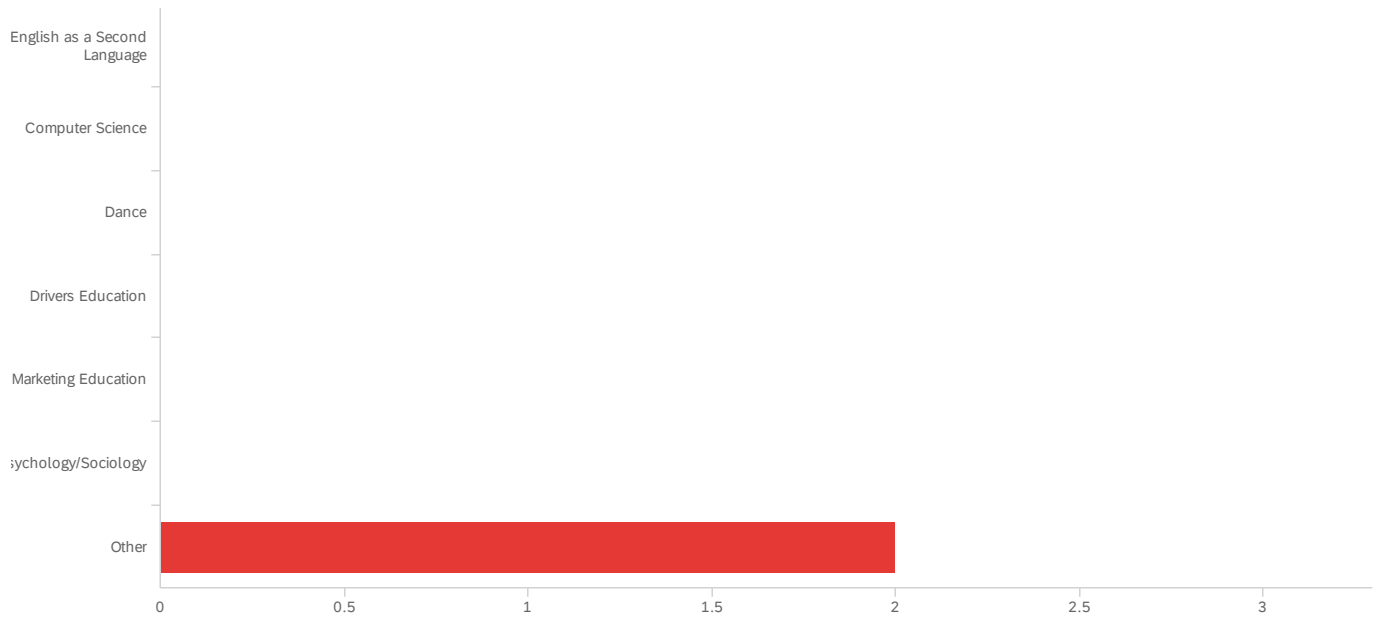
#	Field	Choice Count
19	Speech/Drama/Debate	0.00% 0
20	Technology Engineering	0.00% 0
21	Journalism	0.00% 0
22	English as a Second Language	0.00% 0
23	Computer Science	0.00% 0
24	Dance	0.00% 0
25	Drivers Education	0.00% 0
26	Marketing Education	0.00% 0
27	Psychology/Sociology	0.00% 0
35	Other	0.00% 0

11

Showing rows 1 - 29 of 29

15. In what additional area(s) are you certified? (Please check all that apply)





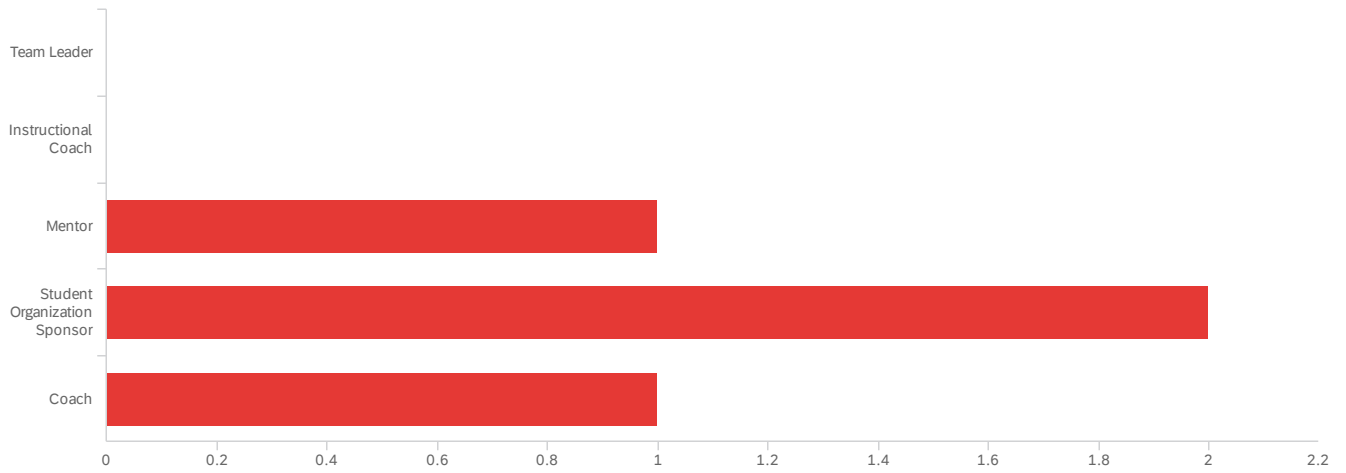
#	Field	Choice Count
1	Agriculture Education	0.00% 0
2	Art	0.00% 0
3	Business Education	0.00% 0
4	Early Childhood	30.00% 3
5	Elementary Education	30.00% 3
6	English/Language Arts	0.00% 0
7	Family and Consumer Sciences	0.00% 0
8	Foreign Language	0.00% 0
9	Gifted Education	0.00% 0
10	Library Media Specialist	0.00% 0
11	Math	0.00% 0
12	Music: Instrumental/Vocal	0.00% 0
13	Physical Education/Health/Safety	10.00% 1
14	Reading Specialist	0.00% 0
15	School Counselor	0.00% 0
16	Science	0.00% 0
17	Social Studies	0.00% 0
18	Special Education	10.00% 1

#	Field	Choice Count
19	Speech/Drama/Debate	0.00% 0
20	Technology Engineering	0.00% 0
21	Journalism	0.00% 0
22	English as a Second Language	0.00% 0
23	Computer Science	0.00% 0
24	Dance	0.00% 0
25	Drivers Education	0.00% 0
26	Marketing Education	0.00% 0
27	Psychology/Sociology	0.00% 0
35	Other	20.00% 2

10

Showing rows 1 - 29 of 29

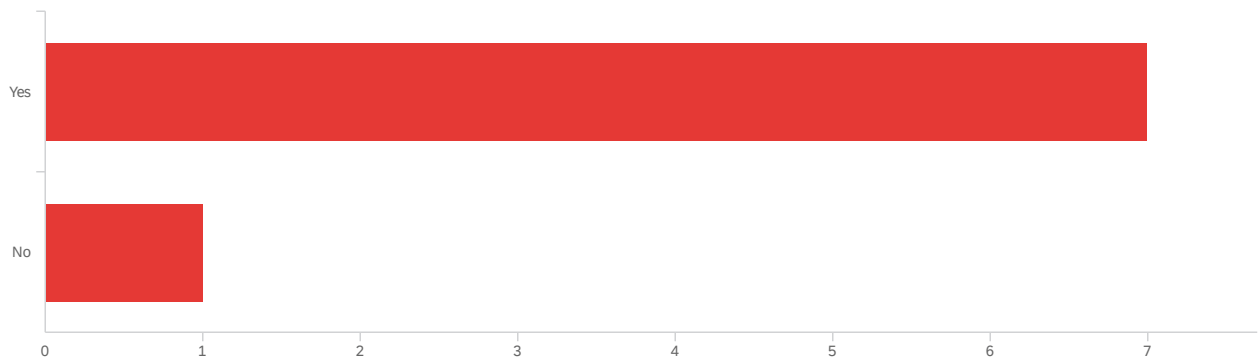
16. What other roles do you fill at your school? (Please check all that apply)



#	Field	Choice Count
1	Team Leader	0.00% 0
2	Instructional Coach	0.00% 0
3	Mentor	25.00% 1
4	Student Organization Sponsor	50.00% 2
5	Coach	25.00% 1
		4

Showing rows 1 - 6 of 6

17. Do you teach at a Title I school?

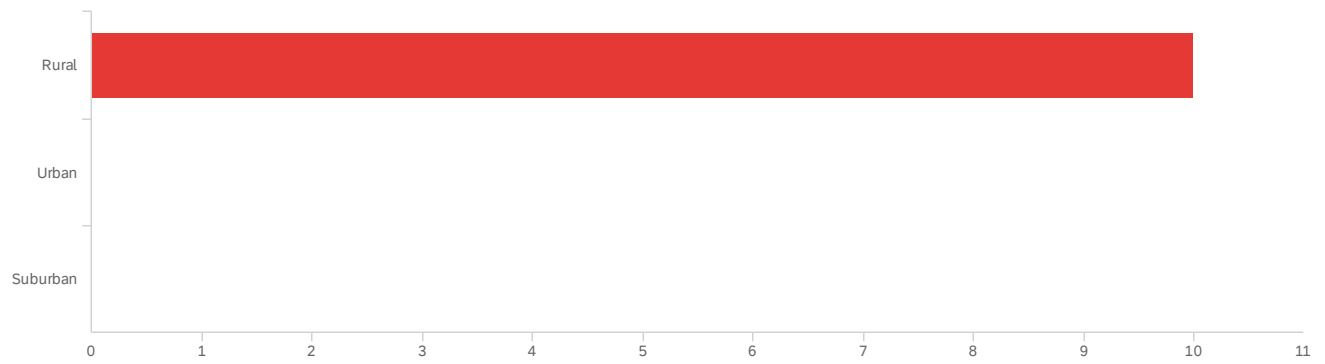


#	Field	Choice Count
1	Yes	87.50% 7
2	No	12.50% 1

8

Showing rows 1 - 3 of 3

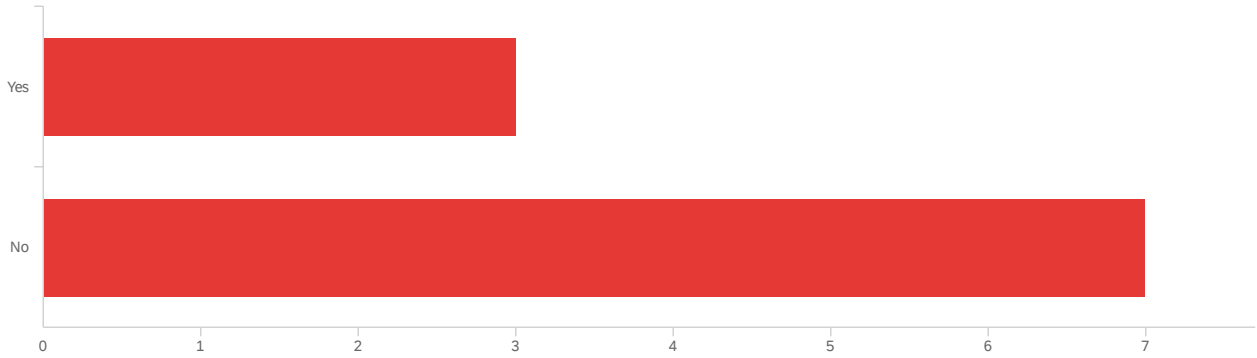
18. Which of the following describes your school district?



#	Field	Choice Count
1	Rural	100.00% 10
2	Urban	0.00% 0
3	Suburban	0.00% 0
		10

Showing rows 1 - 4 of 4

19. As a high school student, did you participate in any programs or classes that influenced your decision to become a teacher?



#	Field	Choice Count
1	Yes	30.00% 3
2	No	70.00% 7

10

Showing rows 1 - 3 of 3

19a. If yes, please describe (e.g., Future Educators of America/Educators Rising, Teacher Cadet, etc.)

If yes, please describe (e.g., Future Educators of America/Educators Rising...

No. I graduated high school in 1993.

Fellow Christian Athletes

Student Council, and Special Olympics

none

Both parents were educators and I helped tutor students with special needs. I spent 20 years in the full-time pastorate.

12a. Do you plan to remain employed as a teacher in Oklahoma next year? If so, please list up to 3 reasons you plan to stay. If not, please list up to 3 reasons you do not plan to stay.

Do you plan to remain employed as a teacher in Oklahoma next year? If so...

Yes, I love teaching. My school is awesome.

Yes. This is my hometown.

Yes, I live in the town I teach in. My kids go to the same school. I love the staff I work with.

1. I love what I do. 2. I enjoy watching my kids grow and learn. 3. I want to make a difference in the lives of my kids.

Yes. I live here, my children are still in school and I am finishing up my masters degree.

Yes. Indianola is my home. I love my students. My family lives nearby.

Yes, I do plan on staying employed as an Oklahoma teacher for the following reasons: 1. I enjoy the school where I am currently working. The students and fellow teachers are great! 2. My family lives in Oklahoma and I would like to stay close to them. 3. I do not want to move.

Yes I plan to stay. I enjoy working with children and being able to make a difference in their lives. I feel like many students no longer feel safe at home and I want to create a safe place for them at school. I think that this field needs trauma informed teachers and I have been studying Conscious Discipline and I am enjoying implementing some of these skills in my classroom. Through my studies, I have learned more about trauma and I now realize that so many children have experienced it in some way. Many students can be very challenging, but by making a connection and discovering their missing skills, behaviors can be changed.

I have a child in an Oklahoma school and do not want to move them. I like the small classroom size I am happy where I am

Yes. 1. I love the regular schedule! 2. I highly enjoy working with colleagues. 3. Seeing students improve is the strongest motivator.

This question was for OSU students only.

End of Report