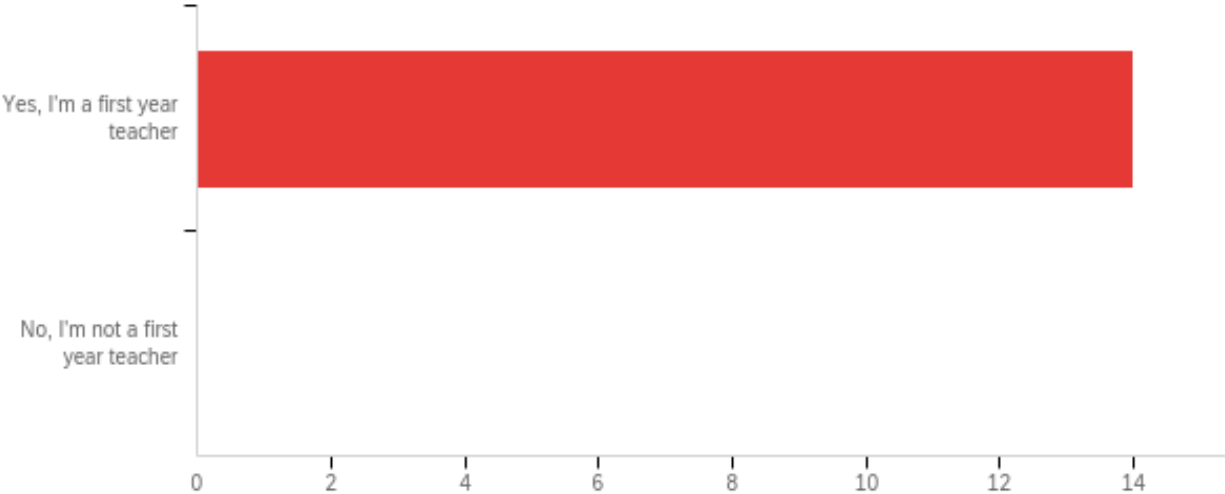


Southeastern Oklahoma State University FYT Report 2022

OEQA First Year Teacher Survey 2022

June 21st 2022, 11:33 am CDT

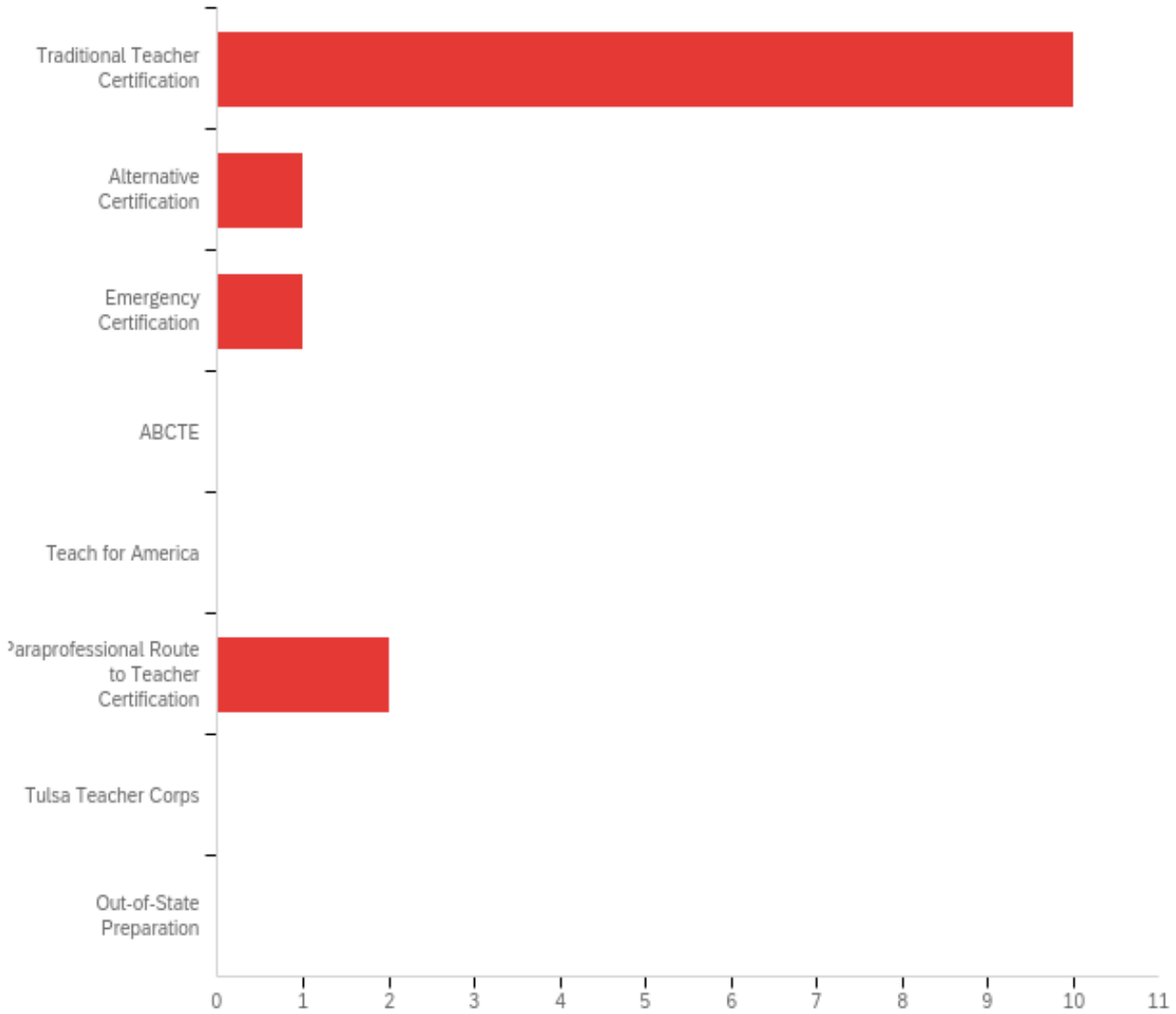
Q2 - Are you a first year teacher?



#	Field	Minimum	Maximum	Mean	Std Deviation	Variance	Count
1	Are you a first year teacher?	1.00	1.00	1.00	0.00	0.00	14

#	Answer	%	Count
1	Yes, I'm a first year teacher	100.00%	14
2	No, I'm not a first year teacher	0.00%	0
	Total	100%	14

Q3 - Through which route did you receive your teaching license?

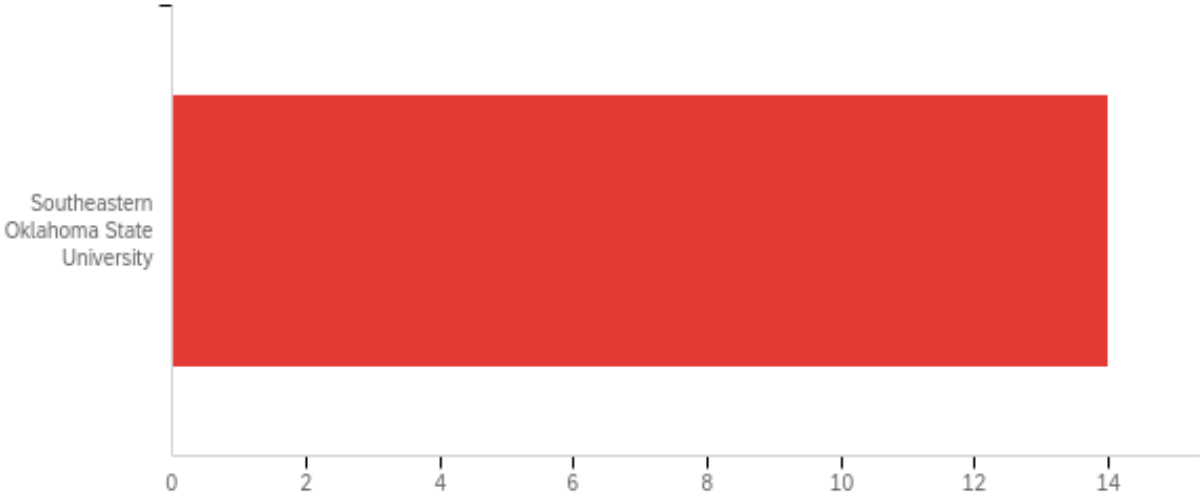


#	Field	Minimum	Maximum	Mean	Std Deviation	Variance	Count
1	Through which route did you receive your teaching license?	1.00	6.00	1.93	1.75	3.07	14

#	Answer	%	Count
1	Traditional Teacher Certification	71.43%	10
2	Alternative Certification	7.14%	1

3	Emergency Certification	7.14%	1
4	ABCTE	0.00%	0
5	Teach for America	0.00%	0
6	Paraprofessional Route to Teacher Certification	14.29%	2
7	Tulsa Teacher Corps	0.00%	0
8	Out-of-State Preparation	0.00%	0
	Total	100%	14

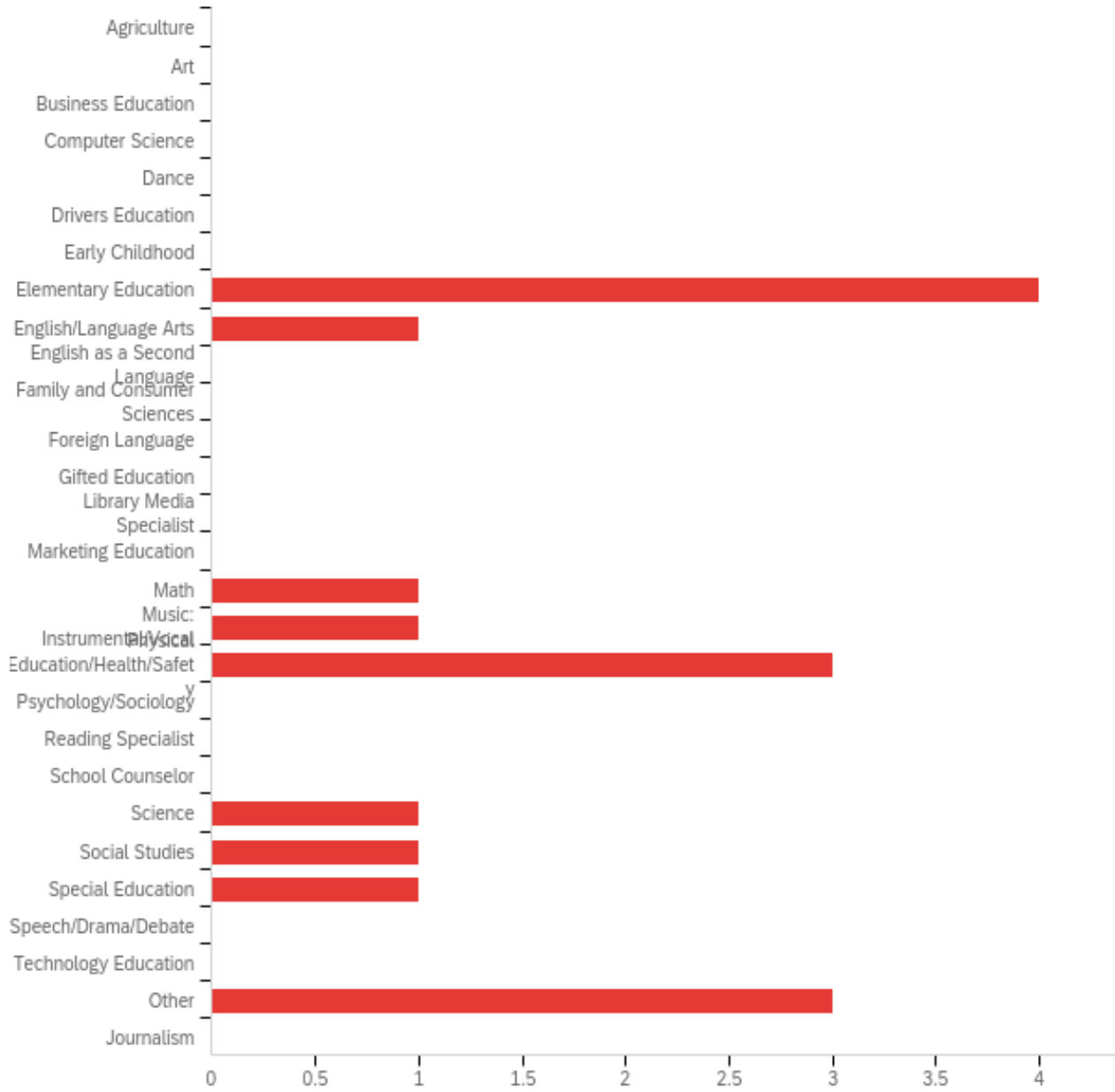
Q4 - From which of the following institutions did you receive recommendation for teacher certification? If you hold an alternative or emergency certificate please select Oklahoma State Department of Education.



#	Field	Minimum	Maximum	Mean	Std Deviation	Variance	Count
1	From which of the following institutions did you receive recommendation for teacher certification? If you hold an alternative or emergency certificate please select Oklahoma State Department of Education.	16.00	16.00	16.00	0.00	0.00	14

#	Answer	%	Count
12	Southeastern Oklahoma State University	100.00%	14
	Total	100%	14

Q6 - In what area did you receive your degree?



#	Answer	%	Count
1	Agriculture	0.00%	0
2	Art	0.00%	0
3	Business Education	0.00%	0
4	Computer Science	0.00%	0
5	Dance	0.00%	0

6	Drivers Education	0.00%	0
7	Early Childhood	0.00%	0
8	Elementary Education	25.00%	4
9	English/Language Arts	6.25%	1
10	English as a Second Language	0.00%	0
11	Family and Consumer Sciences	0.00%	0
12	Foreign Language	0.00%	0
13	Gifted Education	0.00%	0
14	Library Media Specialist	0.00%	0
15	Marketing Education	0.00%	0
16	Math	6.25%	1
17	Music: Instrumental/Vocal	6.25%	1
18	Physical Education/Health/Safety	18.75%	3
19	Psychology/Sociology	0.00%	0
20	Reading Specialist	0.00%	0
21	School Counselor	0.00%	0
22	Science	6.25%	1
23	Social Studies	6.25%	1
24	Special Education	6.25%	1
25	Speech/Drama/Debate	0.00%	0
26	Technology Education	0.00%	0
27	Other	18.75%	3
28	Journalism	0.00%	0
	Total	100%	16

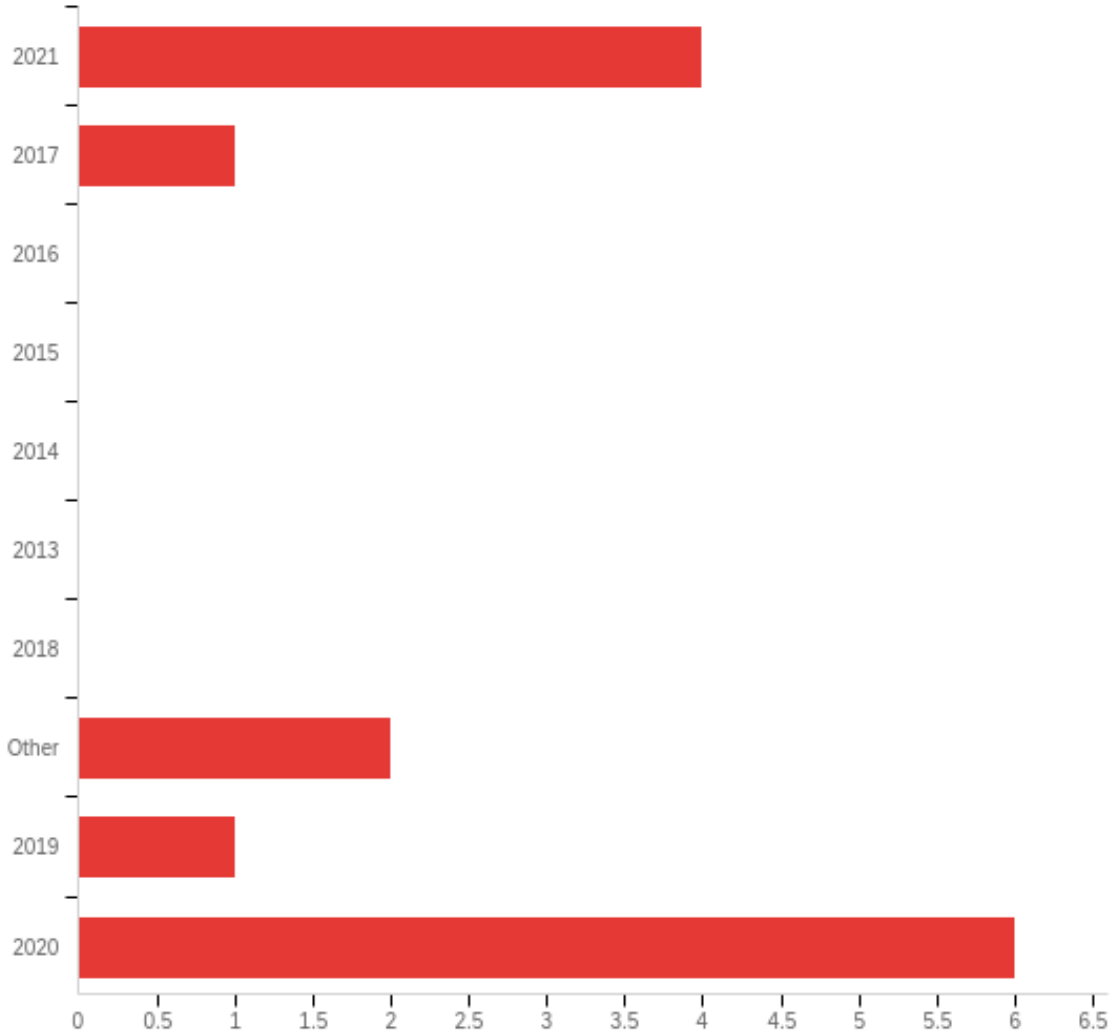
Q6_27_TEXT - Other

Other - Text

Early Intervention/Child Development

Applied Behavioral Sciences

Q7 - In what year did you receive your degree?



#	Field	Minimum	Maximum	Mean	Std Deviation	Variance	Count
1	In what year did you receive your degree? - Selected Choice	1.00	10.00	6.50	4.01	16.11	14

#	Answer	%	Count
1	2021	28.57%	4
2	2017	7.14%	1
3	2016	0.00%	0

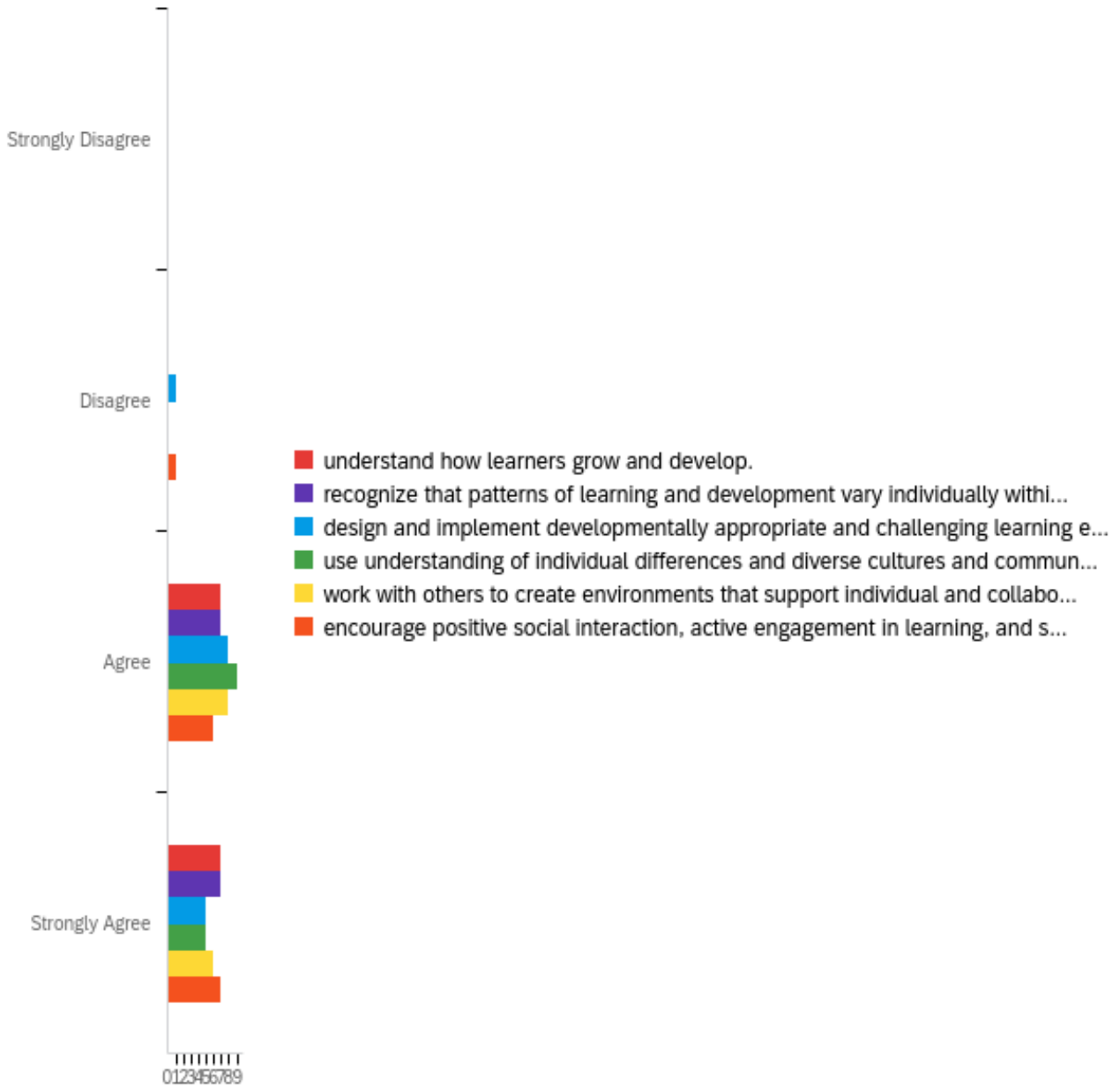
4	2015	0.00%	0
5	2014	0.00%	0
6	2013	0.00%	0
7	2018	0.00%	0
8	Other	14.29%	2
9	2019	7.14%	1
10	2020	42.86%	6
	Total	100%	14

Q7_8_TEXT - Other

Other - Text

B.S-2009, M.Ed-2021

Q8 - The Learner and Learning Please rate the extent to which you agree with each statement below. My preparation program/route to certification prepared me to:



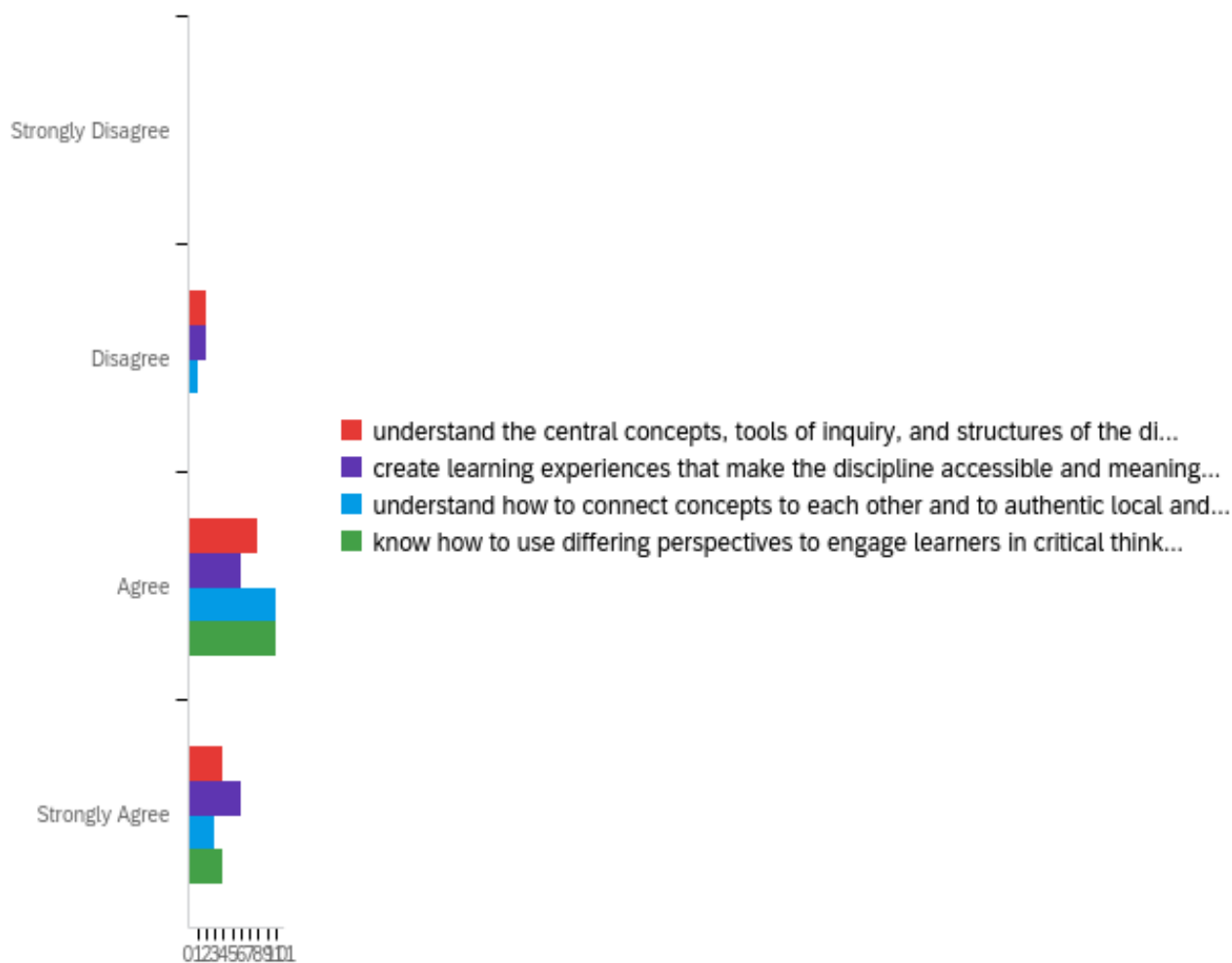
#	Field	Minimum	Maximum	Mean	Std Deviation	Variance	Count
1	understand how learners grow and develop.	3.00	4.00	3.50	0.50	0.25	14
2	recognize that patterns of learning and development vary individually within and across the cognitive, linguistic, social, emotional, and physical areas.	3.00	4.00	3.50	0.50	0.25	14

3	design and implement developmentally appropriate and challenging learning experiences.	2.00	4.00	3.29	0.59	0.35	14
4	use understanding of individual differences and diverse cultures and communities to ensure inclusive learning environments that enable each learner to meet high standards.	3.00	4.00	3.36	0.48	0.23	14
5	work with others to create environments that support individual and collaborative learning.	3.00	4.00	3.43	0.49	0.24	14
6	encourage positive social interaction, active engagement in learning, and self-motivation.	2.00	4.00	3.43	0.62	0.39	14

#	Question	Strongly Disagree	Disagree	Agree	Strongly Agree	Total
1	understand how learners grow and develop.	0.00% 0	0.00% 0	50.00% 7	50.00% 7	14
2	recognize that patterns of learning and development vary individually within and across the cognitive, linguistic, social, emotional, and physical areas.	0.00% 0	0.00% 0	50.00% 7	50.00% 7	14
3	design and implement developmentally appropriate and challenging learning experiences.	0.00% 0	7.14% 1	57.14% 8	35.71% 5	14
4	use understanding of individual differences and diverse cultures and communities to ensure inclusive learning environments that enable each learner to meet high standards.	0.00% 0	0.00% 0	64.29% 9	35.71% 5	14
5	work with others to create environments that support individual and collaborative learning.	0.00% 0	0.00% 0	57.14% 8	42.86% 6	14
6	encourage positive social interaction, active engagement in learning, and self-motivation.	0.00% 0	7.14% 1	42.86% 6	50.00% 7	14

Q9 - Content Please rate the extent to which you agree with each statement below.

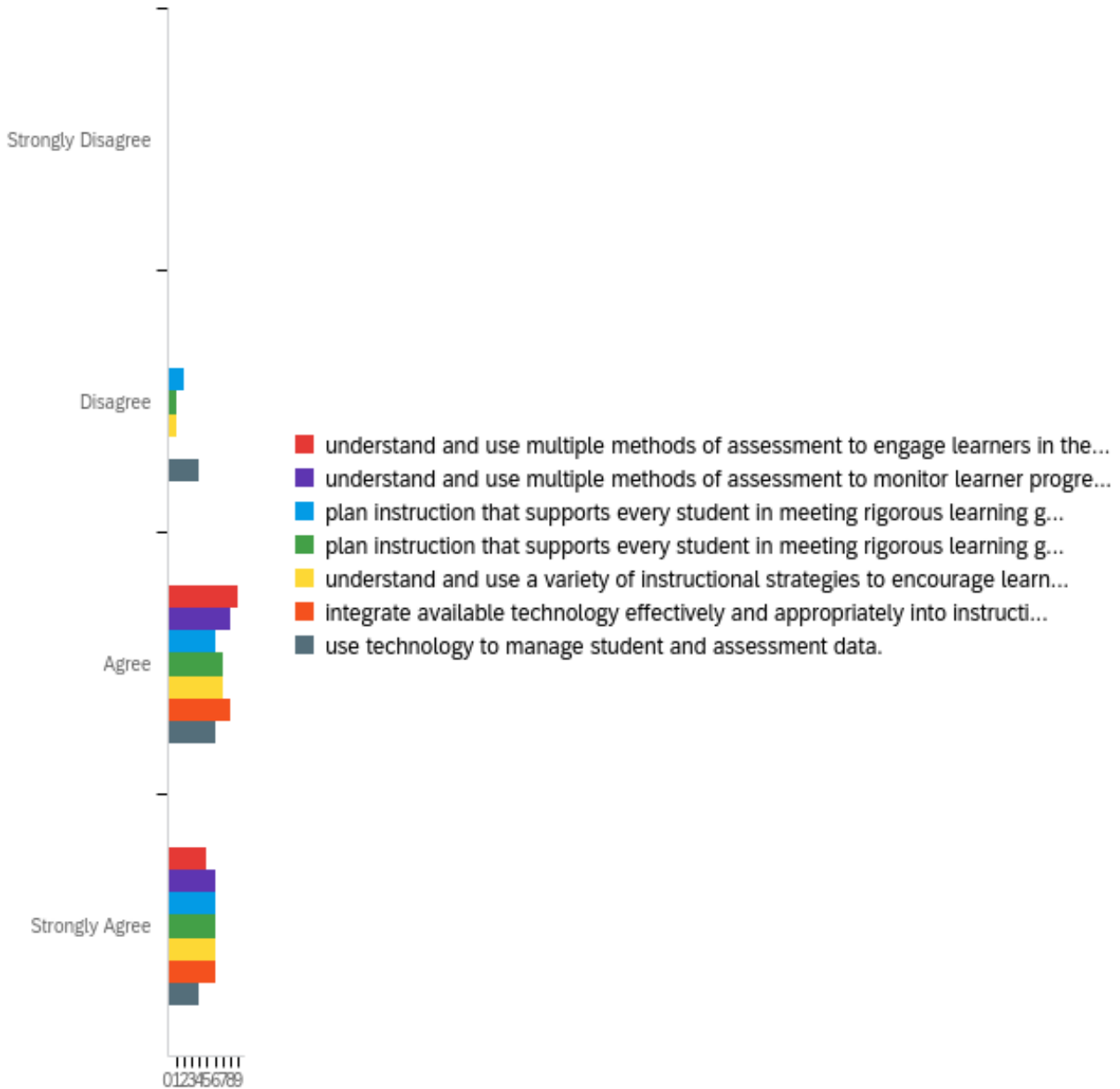
My preparation program/route to certification prepared me to:



#	Field	Minimum	Maximum	Mean	Std Deviation	Variance	Count
1	understand the central concepts, tools of inquiry, and structures of the discipline(s) I teach.	2.00	4.00	3.14	0.64	0.41	14
2	create learning experiences that make the discipline accessible and meaningful for learners to assure mastery of the content.	2.00	4.00	3.29	0.70	0.49	14
3	understand how to connect concepts to each other and to authentic local and global issues.	2.00	4.00	3.14	0.52	0.27	14
4	know how to use differing perspectives to engage learners in critical thinking, creativity, and collaborative problem solving.	3.00	4.00	3.29	0.45	0.20	14

#	Question	Strongly Disagree		Disagree		Agree		Strongly Agree		Total
1	understand the central concepts, tools of inquiry, and structures of the discipline(s) I teach.	0.00%	0	14.29%	2	57.14%	8	28.57%	4	14
2	create learning experiences that make the discipline accessible and meaningful for learners to assure mastery of the content.	0.00%	0	14.29%	2	42.86%	6	42.86%	6	14
3	understand how to connect concepts to each other and to authentic local and global issues.	0.00%	0	7.14%	1	71.43%	10	21.43%	3	14
4	know how to use differing perspectives to engage learners in critical thinking, creativity, and collaborative problem solving.	0.00%	0	0.00%	0	71.43%	10	28.57%	4	14

Q10 - Instructional Practice Please rate the extent to which you agree with each statement below. My preparation program/route to certification prepared me to:

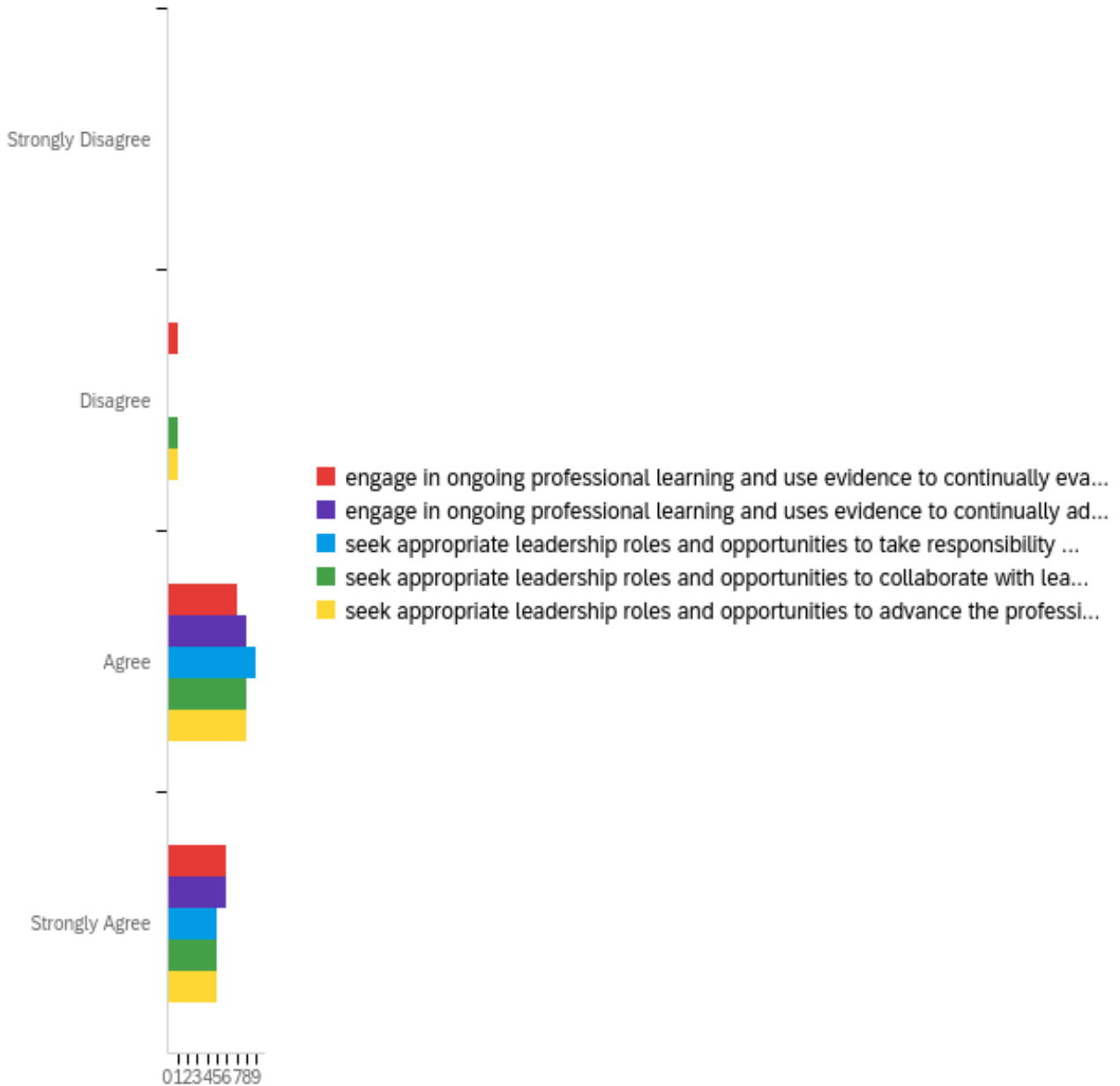


#	Field	Minimum	Maximum	Mean	Std Deviation	Variance	Count
1	understand and use multiple methods of assessment to engage learners in their own growth and guide learners' decision making.	3.00	4.00	3.36	0.48	0.23	14
2	understand and use multiple methods of assessment to monitor learner progress and to guide my decision making.	3.00	4.00	3.43	0.49	0.24	14
3	plan instruction that supports every student in meeting rigorous learning goals by	2.00	4.00	3.29	0.70	0.49	14

	drawing upon knowledge of content areas, curriculum, cross-disciplinary skills, and pedagogy.							
4	plan instruction that supports every student in meeting rigorous learning goals by drawing upon knowledge of learners and the community context.	2.00	4.00	3.36	0.61	0.37	14	
5	understand and use a variety of instructional strategies to encourage learners to develop deep understanding of content areas and their connections, and to build skills to apply knowledge in meaningful ways.	2.00	4.00	3.36	0.61	0.37	14	
6	integrate available technology effectively and appropriately into instruction.	3.00	4.00	3.43	0.49	0.24	14	
7	use technology to manage student and assessment data.	2.00	4.00	3.00	0.76	0.57	14	

#	Question	Strongly Disagree	Disagree	Agree	Strongly Agree	Total
1	understand and use multiple methods of assessment to engage learners in their own growth and guide learners' decision making.	0.00% 0	0.00% 0	64.29% 9	35.71% 5	14
2	understand and use multiple methods of assessment to monitor learner progress and to guide my decision making.	0.00% 0	0.00% 0	57.14% 8	42.86% 6	14
3	plan instruction that supports every student in meeting rigorous learning goals by drawing upon knowledge of content areas, curriculum, cross-disciplinary skills, and pedagogy.	0.00% 0	14.29% 2	42.86% 6	42.86% 6	14
4	plan instruction that supports every student in meeting rigorous learning goals by drawing upon knowledge of learners and the community context.	0.00% 0	7.14% 1	50.00% 7	42.86% 6	14
5	understand and use a variety of instructional strategies to encourage learners to develop deep understanding of content areas and their connections, and to build skills to apply knowledge in meaningful ways.	0.00% 0	7.14% 1	50.00% 7	42.86% 6	14
6	integrate available technology effectively and appropriately into instruction.	0.00% 0	0.00% 0	57.14% 8	42.86% 6	14
7	use technology to manage student and assessment data.	0.00% 0	28.57% 4	42.86% 6	28.57% 4	14

Q11 - Professional Responsibility Please rate the extent to which you agree with each statement below. My preparation program/route to certification prepared me to:

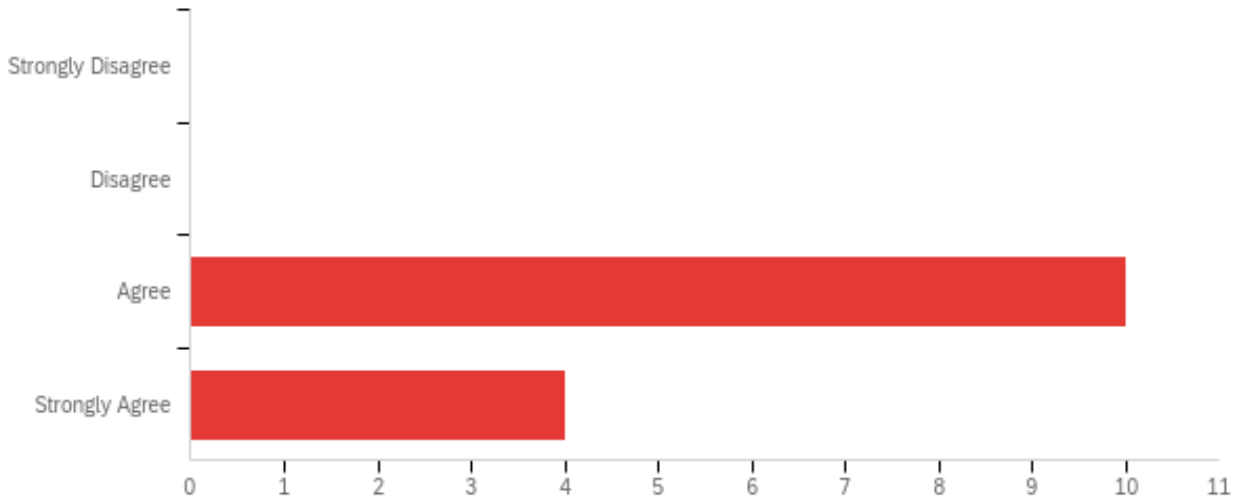


#	Field	Minimum	Maximum	Mean	Std Deviation	Variance	Count
1	engage in ongoing professional learning and use evidence to continually evaluate my practice, particularly the effects of my choices and actions on others (learners, families, other professionals, and the community).	2.00	4.00	3.36	0.61	0.37	14

2	engage in ongoing professional learning and uses evidence to continually adapt practice to meet the needs of each learner.	3.00	4.00	3.43	0.49	0.24	14
3	seek appropriate leadership roles and opportunities to take responsibility for student learning.	3.00	4.00	3.36	0.48	0.23	14
4	seek appropriate leadership roles and opportunities to collaborate with learners, families, colleagues, other school professionals, and community members to ensure learner growth.	2.00	4.00	3.29	0.59	0.35	14
5	seek appropriate leadership roles and opportunities to advance the profession.	2.00	4.00	3.29	0.59	0.35	14

#	Question	Strongly Disagree	Disagree	Agree	Strongly Agree	Total
1	engage in ongoing professional learning and use evidence to continually evaluate my practice, particularly the effects of my choices and actions on others (learners, families, other professionals, and the community).	0.00% 0	7.14% 1	50.00% 7	42.86% 6	14
2	engage in ongoing professional learning and uses evidence to continually adapt practice to meet the needs of each learner.	0.00% 0	0.00% 0	57.14% 8	42.86% 6	14
3	seek appropriate leadership roles and opportunities to take responsibility for student learning.	0.00% 0	0.00% 0	64.29% 9	35.71% 5	14
4	seek appropriate leadership roles and opportunities to collaborate with learners, families, colleagues, other school professionals, and community members to ensure learner growth.	0.00% 0	7.14% 1	57.14% 8	35.71% 5	14
5	seek appropriate leadership roles and opportunities to advance the profession.	0.00% 0	7.14% 1	57.14% 8	35.71% 5	14

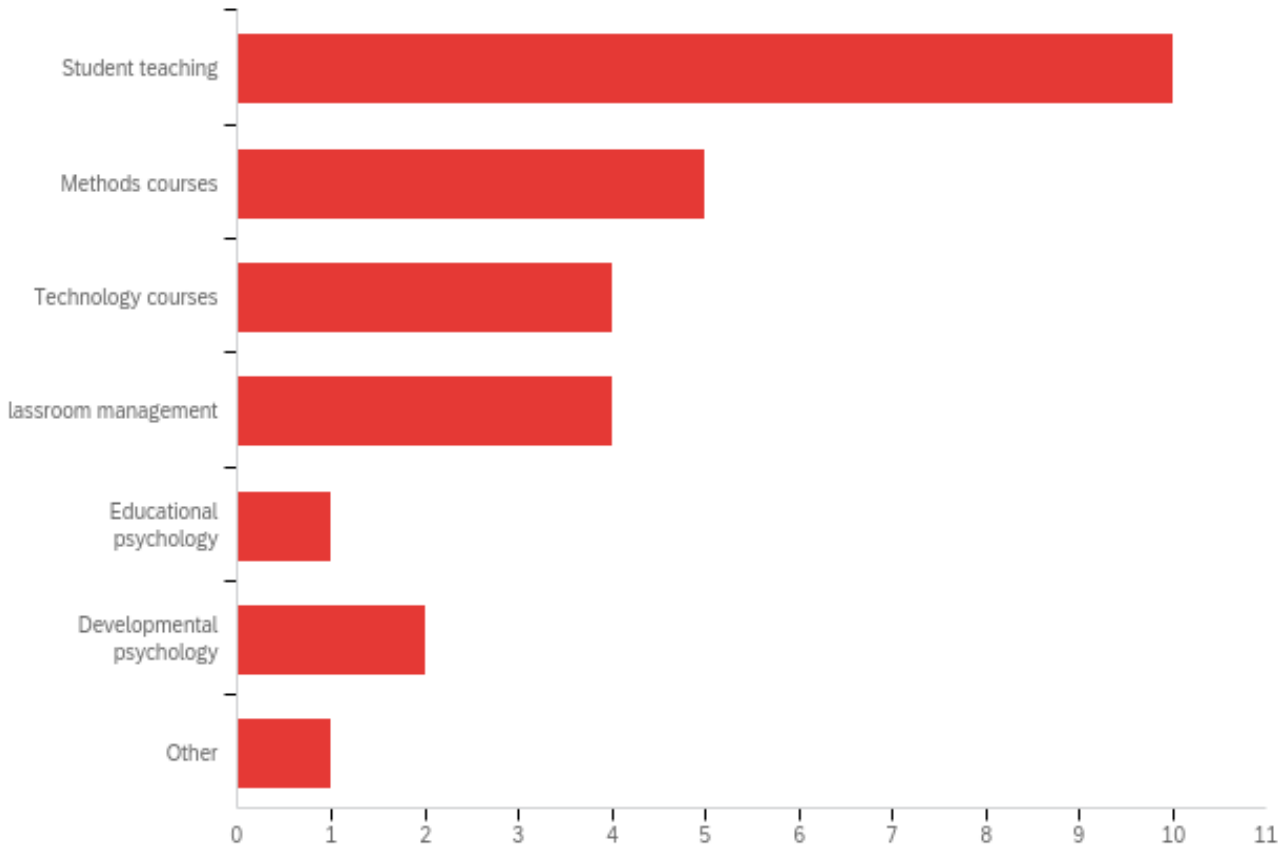
Q12 - Overall, my preparation/route to certification effectively prepared me to have a positive impact on P12 student learning and development.



#	Field	Minimum	Maximum	Mean	Std Deviation	Variance	Count
1	Overall, my preparation/route to certification effectively prepared me to have a positive impact on P12 student learning and development.	3.00	4.00	3.29	0.45	0.20	14

#	Answer	%	Count
1	Strongly Disagree	0.00%	0
2	Disagree	0.00%	0
3	Agree	71.43%	10
4	Strongly Agree	28.57%	4
	Total	100%	14

Q13 - What courses or experiences in your educator preparation/route to certification stand out as particularly important or meaningful?



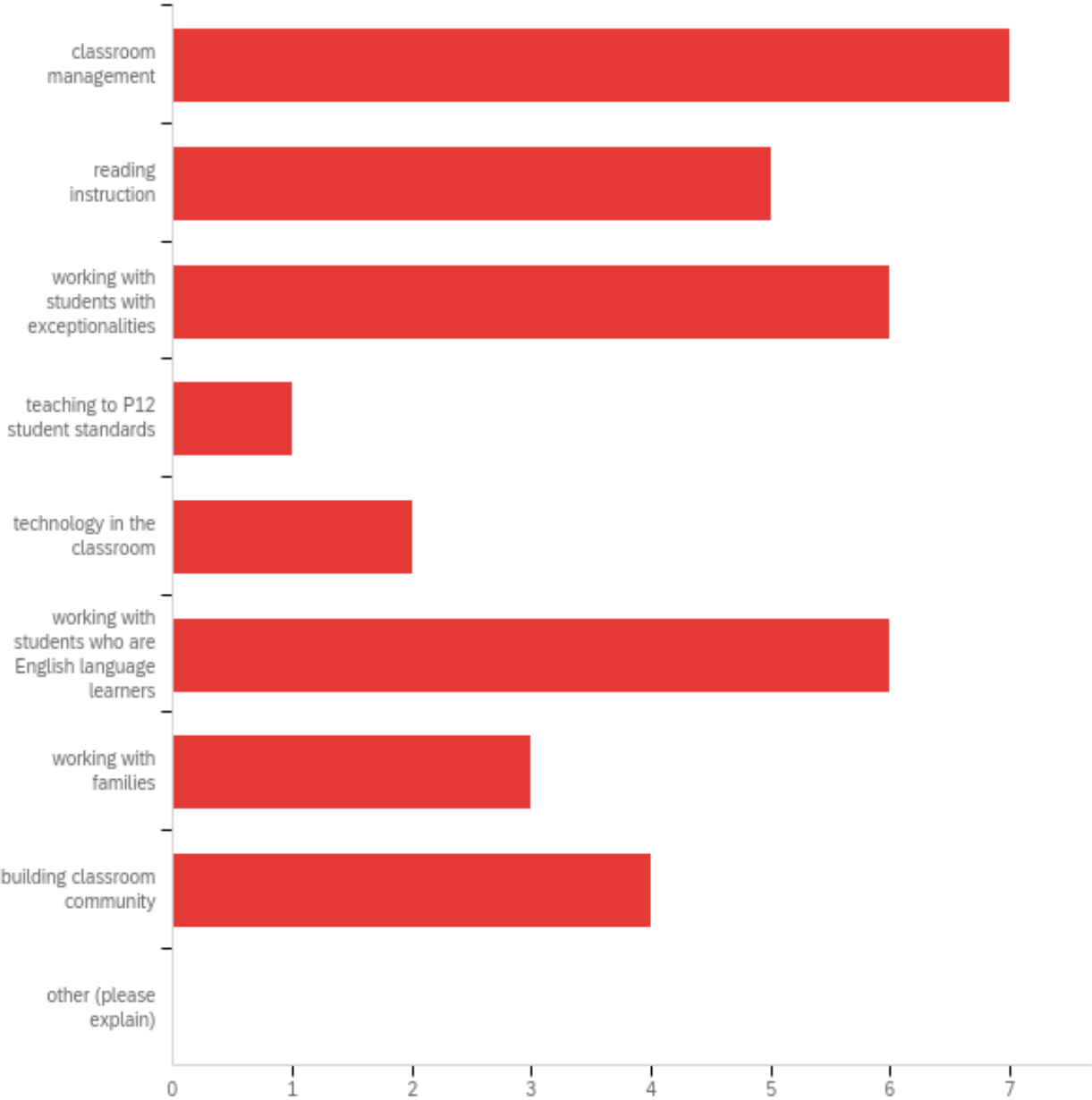
#	Answer	%	Count
10	Student teaching	37.04%	10
11	Methods courses	18.52%	5
12	Technology courses	14.81%	4
13	Classroom management	14.81%	4
14	Educational psychology	3.70%	1
15	Developmental psychology	7.41%	2
16	Other	3.70%	1
	Total	100%	27

Q13_16_TEXT - Other

Other - Text

I had an excellent Reading/Language Arts Strategies Instructor.

Q14 - As you near the end of your first year of teaching, in what area(s) could you have used more preparation? (Please check all that apply)



#	Answer	%	Count
1	classroom management	20.59%	7
2	reading instruction	14.71%	5
3	working with students with exceptionalities	17.65%	6
4	teaching to P12 student standards	2.94%	1

5	technology in the classroom	5.88%	2
6	working with students who are English language learners	17.65%	6
7	working with families	8.82%	3
8	building classroom community	11.76%	4
9	other (please explain)	0.00%	0
	Total	100%	34

Q14_9_TEXT - other (please explain)

other (please explain) - Text

Q15 - Please note awards or honors received, degrees or certificates earned, and other recognitions from the current school year.

Please note awards or honors received, degrees or certificates earned, and other recognitions from the current school year.

We do our awards at the end of the school year and unsure of the awards received.

I received my Master of Curriculum and Instruction in August 2021.

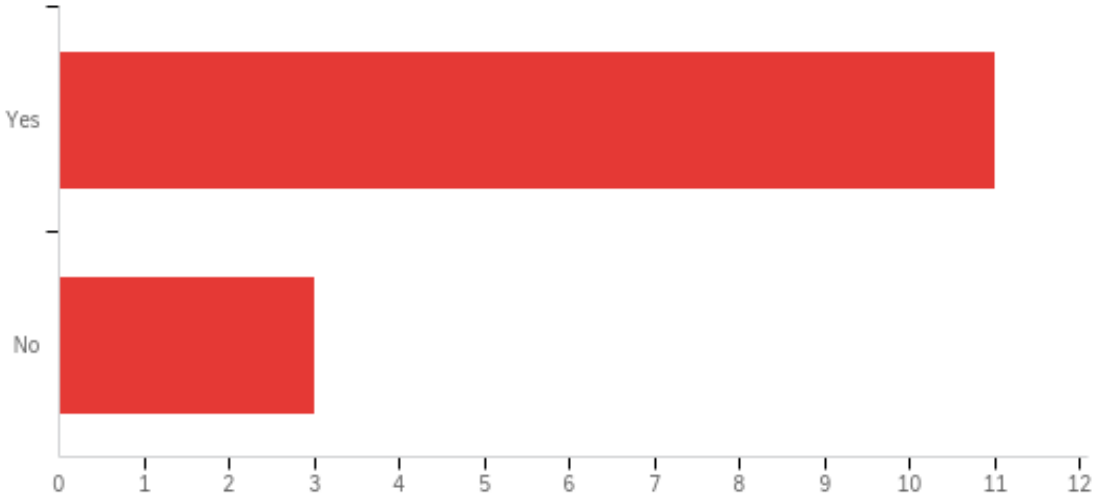
Magna Cum Laude, Outstanding Student in Early Intervention

NA

M.Ed. from Southeastern in 2021

Teacher of the Month- February 22 Certification in PAX Behavior training

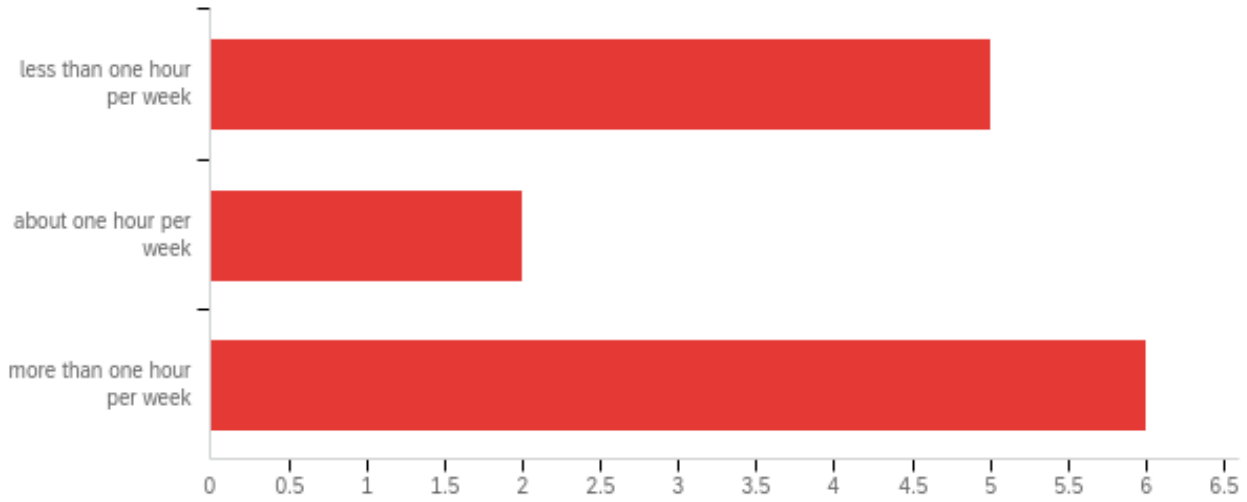
Q16 - Were you assigned a mentor from your school district this school year?



#	Field	Minimum	Maximum	Mean	Std Deviation	Variance	Count
1	Were you assigned a mentor from your school district this school year?	1.00	2.00	1.21	0.41	0.17	14

#	Answer	%	Count
1	Yes	78.57%	11
2	No	21.43%	3
	Total	100%	14

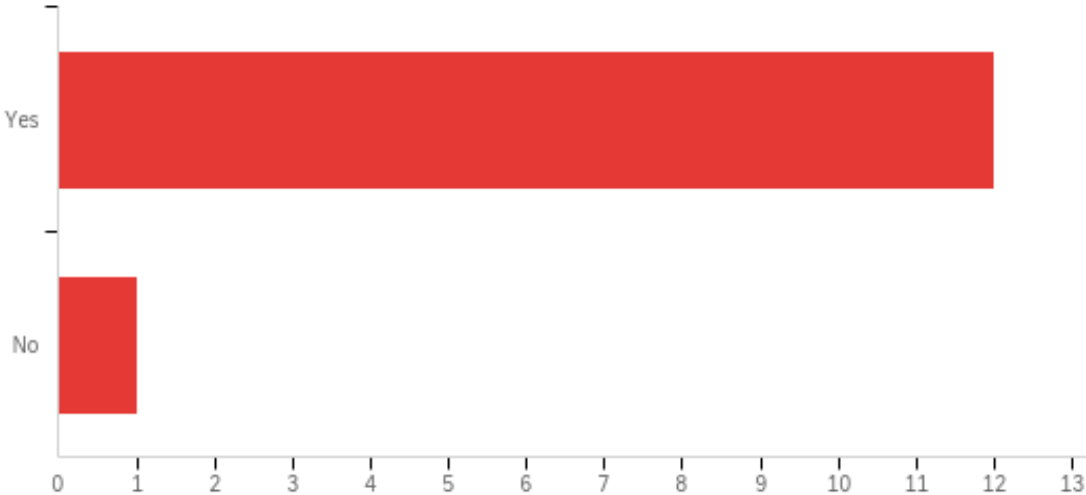
Q17 - How much time did you spend with your mentor teacher?



#	Field	Minimum	Maximum	Mean	Std Deviation	Variance	Count
1	How much time did you spend with your mentor teacher?	1.00	3.00	2.08	0.92	0.84	13

#	Answer	%	Count
1	less than one hour per week	38.46%	5
2	about one hour per week	15.38%	2
3	more than one hour per week	46.15%	6
	Total	100%	13

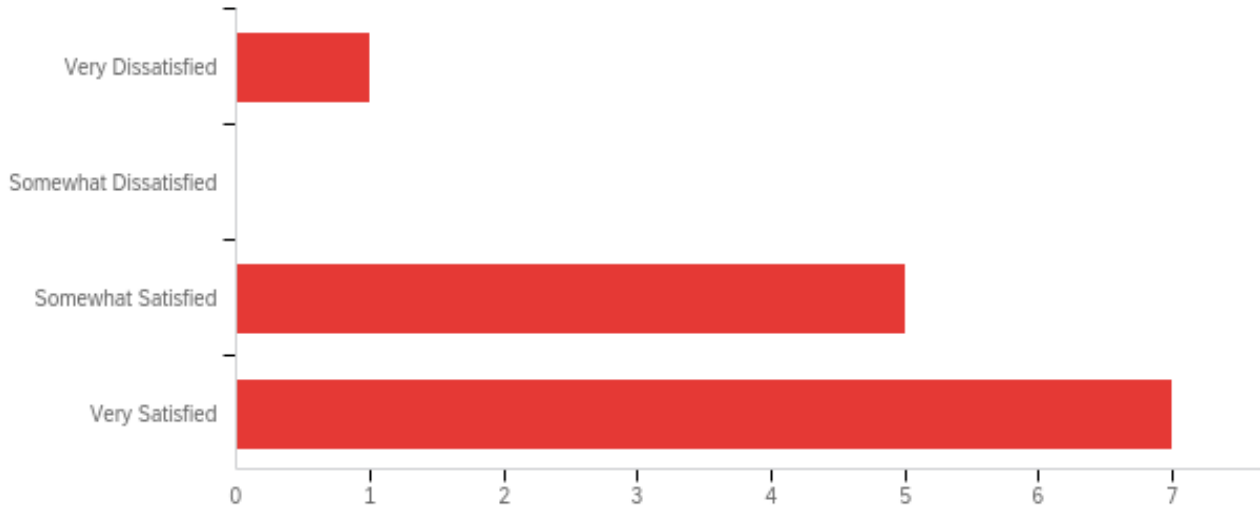
Q18 - Is your mentor in your same teaching area?



#	Field	Minimum	Maximum	Mean	Std Deviation	Variance	Count
1	Is your mentor in your same teaching area?	1.00	2.00	1.08	0.27	0.07	13

#	Answer	%	Count
1	Yes	92.31%	12
2	No	7.69%	1
	Total	100%	13

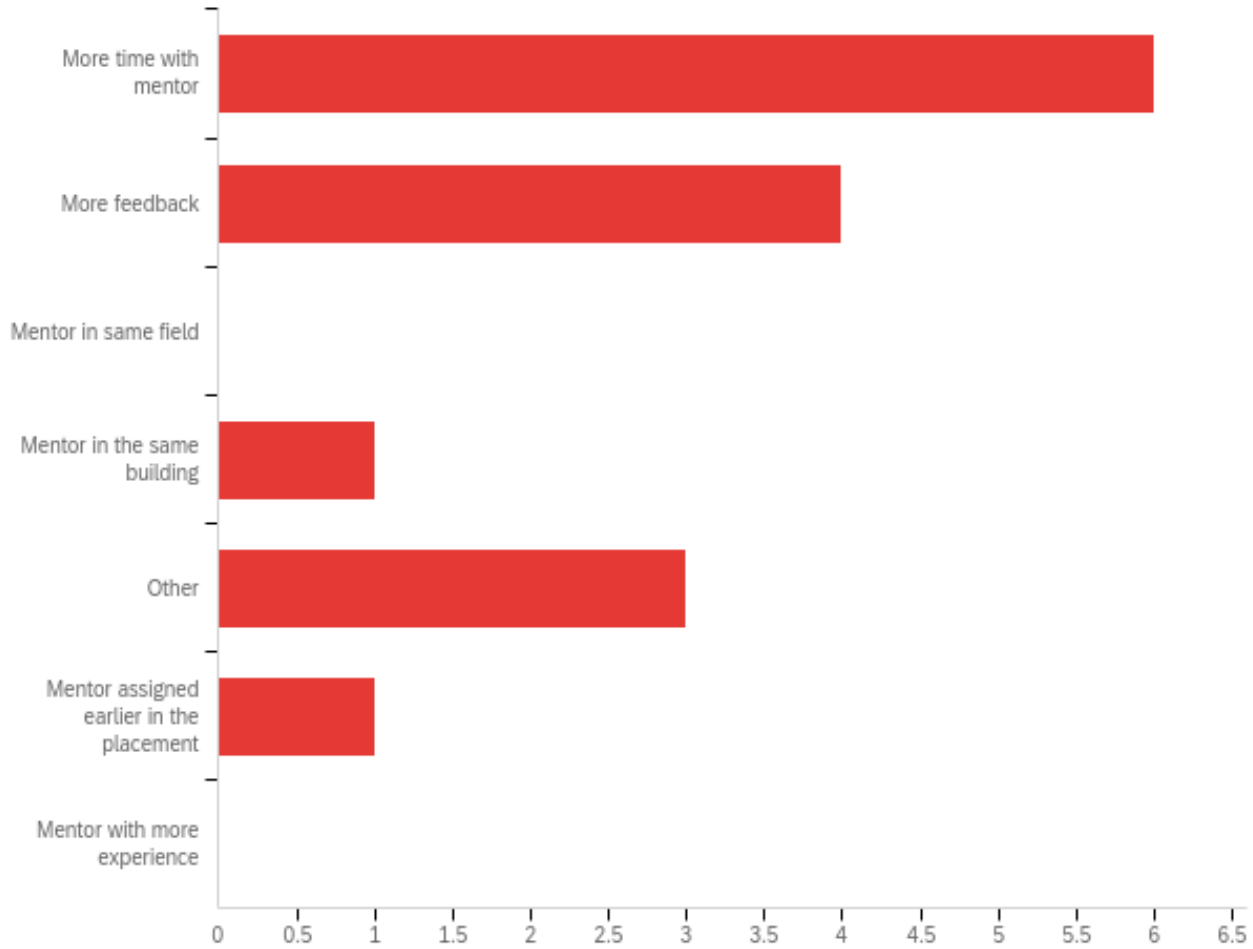
Q19 - How satisfied are you with your mentoring experience?



#	Field	Minimum	Maximum	Mean	Std Deviation	Variance	Count
1	How satisfied are you with your mentoring experience?	1.00	4.00	3.38	0.84	0.70	13

#	Answer	%	Count
1	Very Dissatisfied	7.69%	1
2	Somewhat Dissatisfied	0.00%	0
3	Somewhat Satisfied	38.46%	5
4	Very Satisfied	53.85%	7
	Total	100%	13

Q20 - How might the mentoring experience be improved?



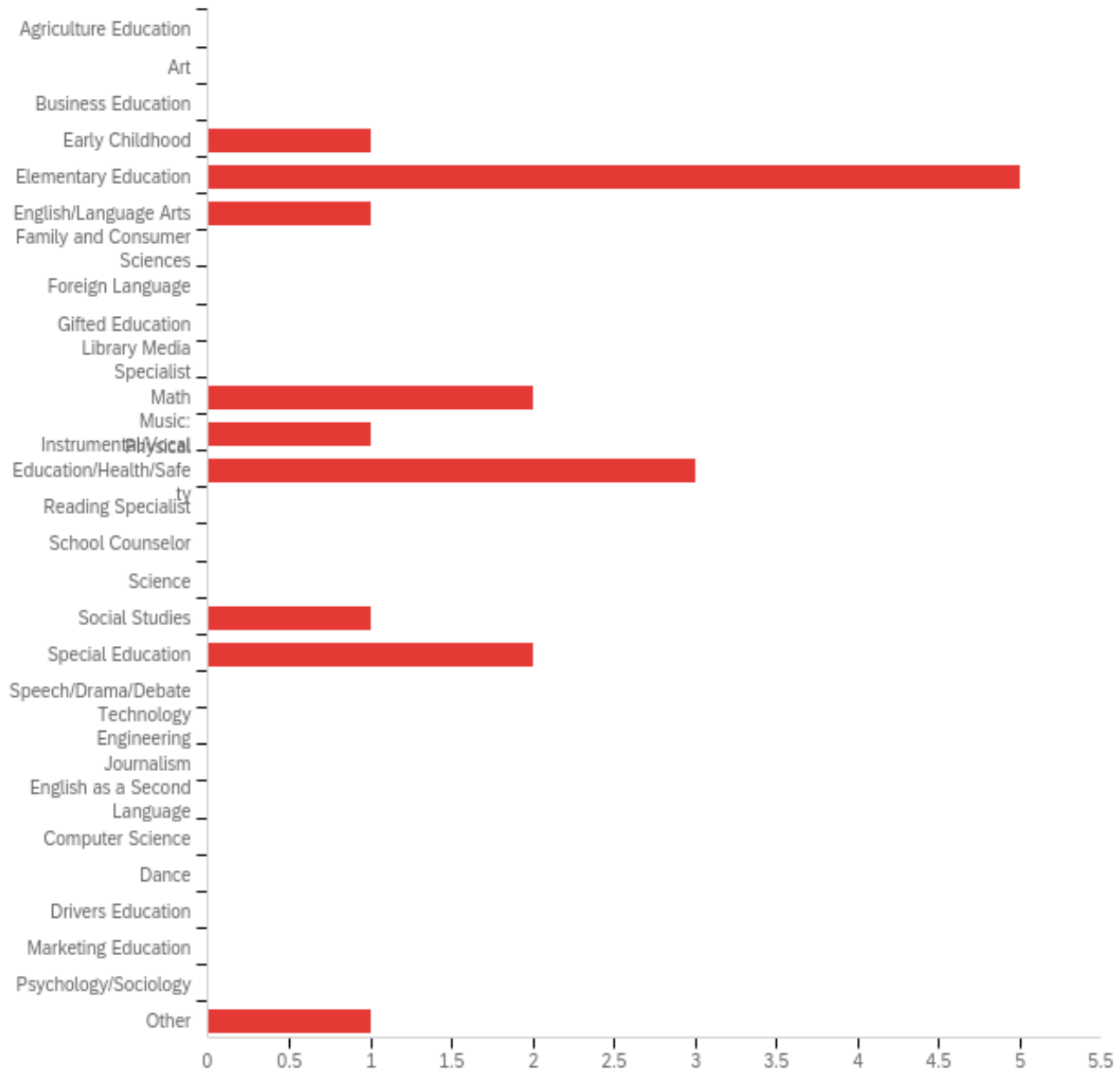
#	Answer	%	Count
1	More time with mentor	40.00%	6
2	More feedback	26.67%	4
3	Mentor in same field	0.00%	0
4	Mentor in the same building	6.67%	1
5	Other	20.00%	3
6	Mentor assigned earlier in the placement	6.67%	1
7	Mentor with more experience	0.00%	0
	Total	100%	15

Q20_5_TEXT - Other

Other - Text

Since I teach SPED, my mentor should have also been in SPED.

Q10 - In what area(s) were you initially certified? (Please check all that apply)

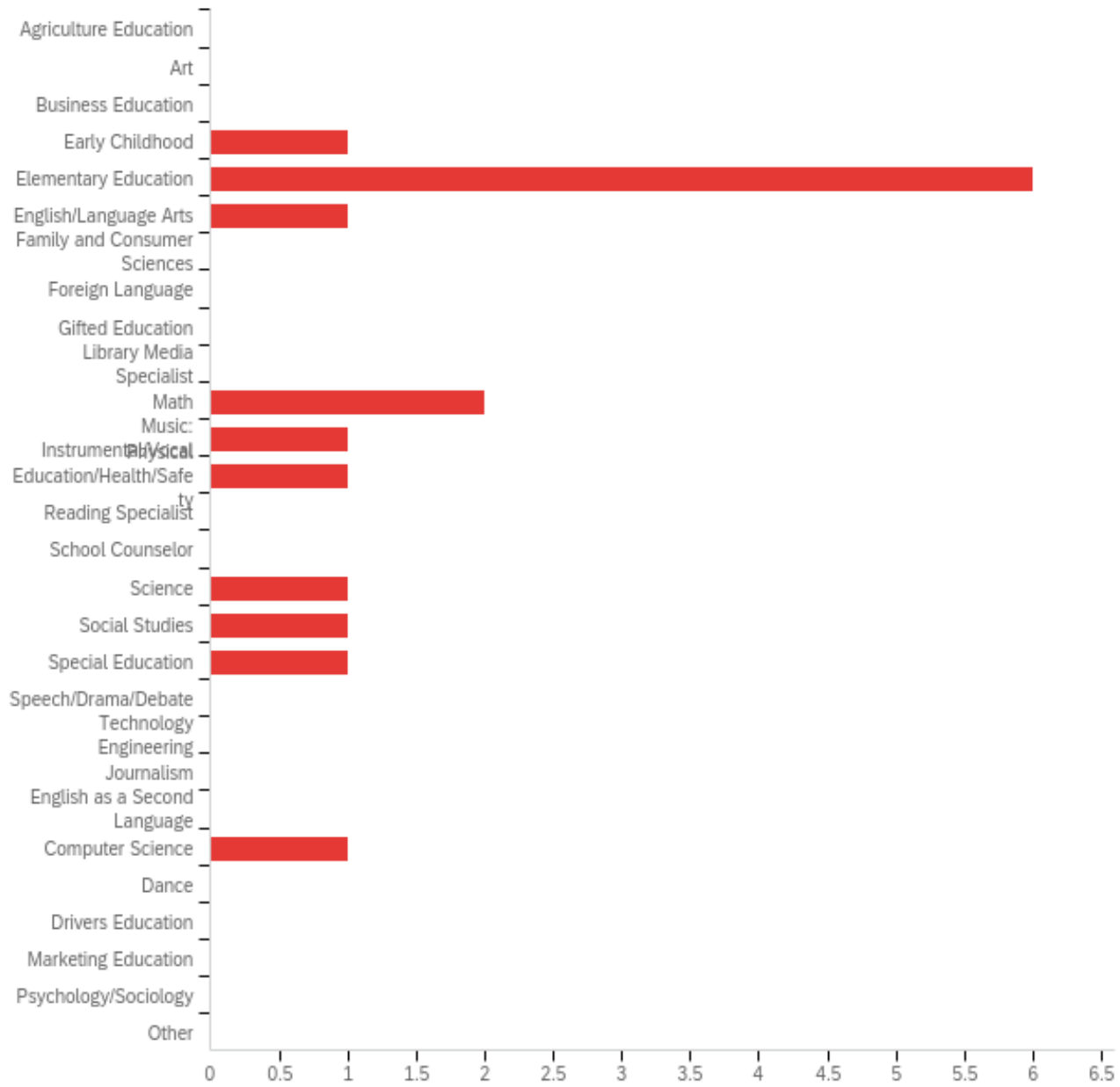


#	Answer	%	Count
1	Agriculture Education	0.00%	0
2	Art	0.00%	0
3	Business Education	0.00%	0
4	Early Childhood	5.88%	1
5	Elementary Education	29.41%	5

6	English/Language Arts	5.88%	1
7	Family and Consumer Sciences	0.00%	0
8	Foreign Language	0.00%	0
9	Gifted Education	0.00%	0
10	Library Media Specialist	0.00%	0
11	Math	11.76%	2
12	Music: Instrumental/Vocal	5.88%	1
13	Physical Education/Health/Safety	17.65%	3
14	Reading Specialist	0.00%	0
15	School Counselor	0.00%	0
16	Science	0.00%	0
17	Social Studies	5.88%	1
18	Special Education	11.76%	2
19	Speech/Drama/Debate	0.00%	0
20	Technology Engineering	0.00%	0
21	Journalism	0.00%	0
22	English as a Second Language	0.00%	0
23	Computer Science	0.00%	0
24	Dance	0.00%	0
25	Drivers Education	0.00%	0
26	Marketing Education	0.00%	0
27	Psychology/Sociology	0.00%	0
35	Other	5.88%	1
	Total	100%	17

Q10_35_TEXT - Other
Other - Text

Q22 - What is your current primary teaching assignment? (Please check all that apply)

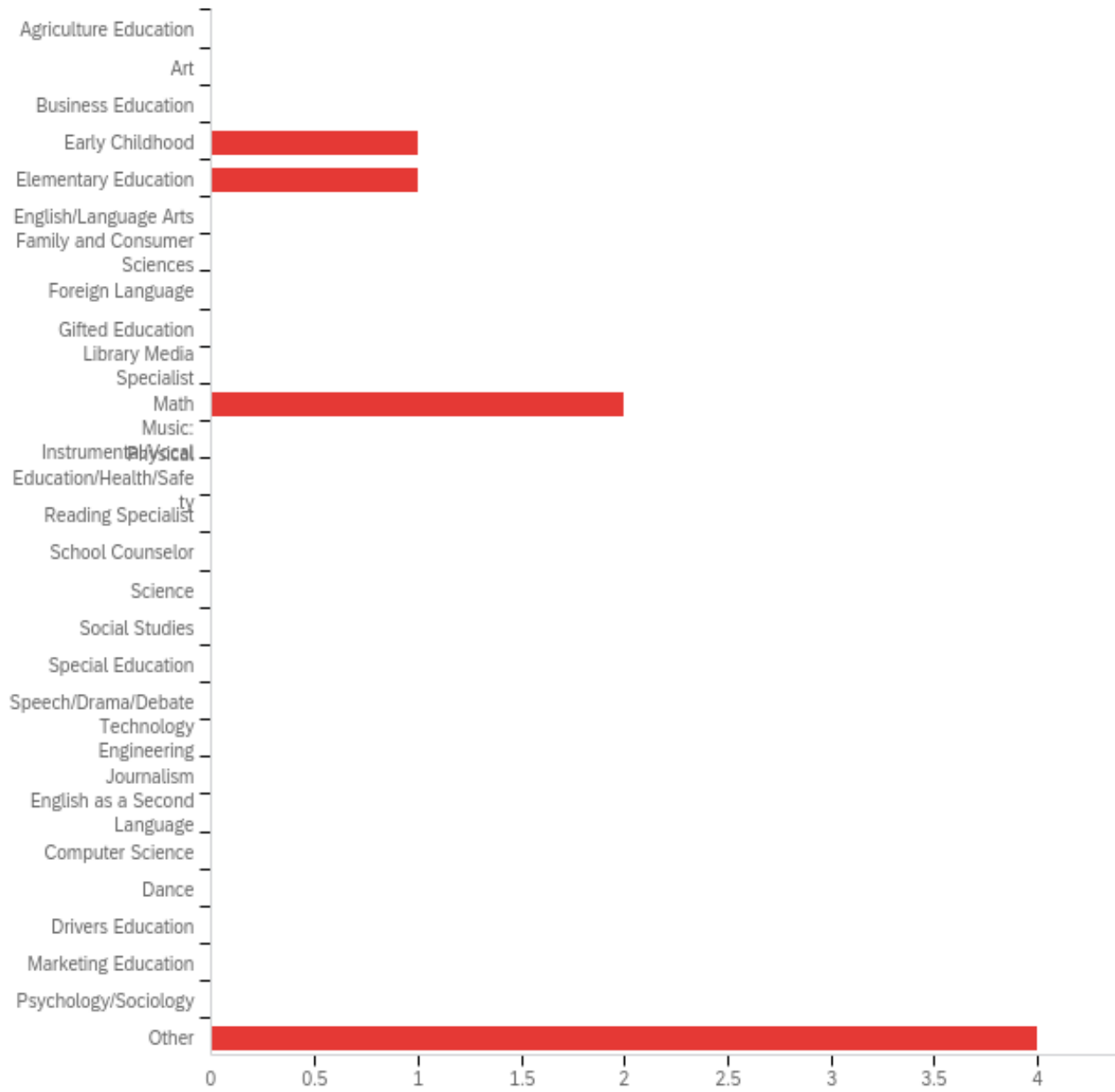


#	Answer	%	Count
1	Agriculture Education	0.00%	0
2	Art	0.00%	0
3	Business Education	0.00%	0
4	Early Childhood	6.25%	1
5	Elementary Education	37.50%	6

6	English/Language Arts	6.25%	1
7	Family and Consumer Sciences	0.00%	0
8	Foreign Language	0.00%	0
9	Gifted Education	0.00%	0
10	Library Media Specialist	0.00%	0
11	Math	12.50%	2
12	Music: Instrumental/Vocal	6.25%	1
13	Physical Education/Health/Safety	6.25%	1
14	Reading Specialist	0.00%	0
15	School Counselor	0.00%	0
16	Science	6.25%	1
17	Social Studies	6.25%	1
18	Special Education	6.25%	1
19	Speech/Drama/Debate	0.00%	0
20	Technology Engineering	0.00%	0
21	Journalism	0.00%	0
22	English as a Second Language	0.00%	0
23	Computer Science	6.25%	1
24	Dance	0.00%	0
25	Drivers Education	0.00%	0
26	Marketing Education	0.00%	0
27	Psychology/Sociology	0.00%	0
35	Other	0.00%	0
	Total	100%	16

Q22_35_TEXT - Other
Other - Text

Q23 - In what additional area(s) are you certified? (Please check all that apply)



#	Answer	%	Count
1	Agriculture Education	0.00%	0
2	Art	0.00%	0
3	Business Education	0.00%	0
4	Early Childhood	12.50%	1
5	Elementary Education	12.50%	1

6	English/Language Arts	0.00%	0
7	Family and Consumer Sciences	0.00%	0
8	Foreign Language	0.00%	0
9	Gifted Education	0.00%	0
10	Library Media Specialist	0.00%	0
11	Math	25.00%	2
12	Music: Instrumental/Vocal	0.00%	0
13	Physical Education/Health/Safety	0.00%	0
14	Reading Specialist	0.00%	0
15	School Counselor	0.00%	0
16	Science	0.00%	0
17	Social Studies	0.00%	0
18	Special Education	0.00%	0
19	Speech/Drama/Debate	0.00%	0
20	Technology Engineering	0.00%	0
21	Journalism	0.00%	0
22	English as a Second Language	0.00%	0
23	Computer Science	0.00%	0
24	Dance	0.00%	0
25	Drivers Education	0.00%	0
26	Marketing Education	0.00%	0
27	Psychology/Sociology	0.00%	0
35	Other	50.00%	4
	Total	100%	8

Q23_35_TEXT - Other

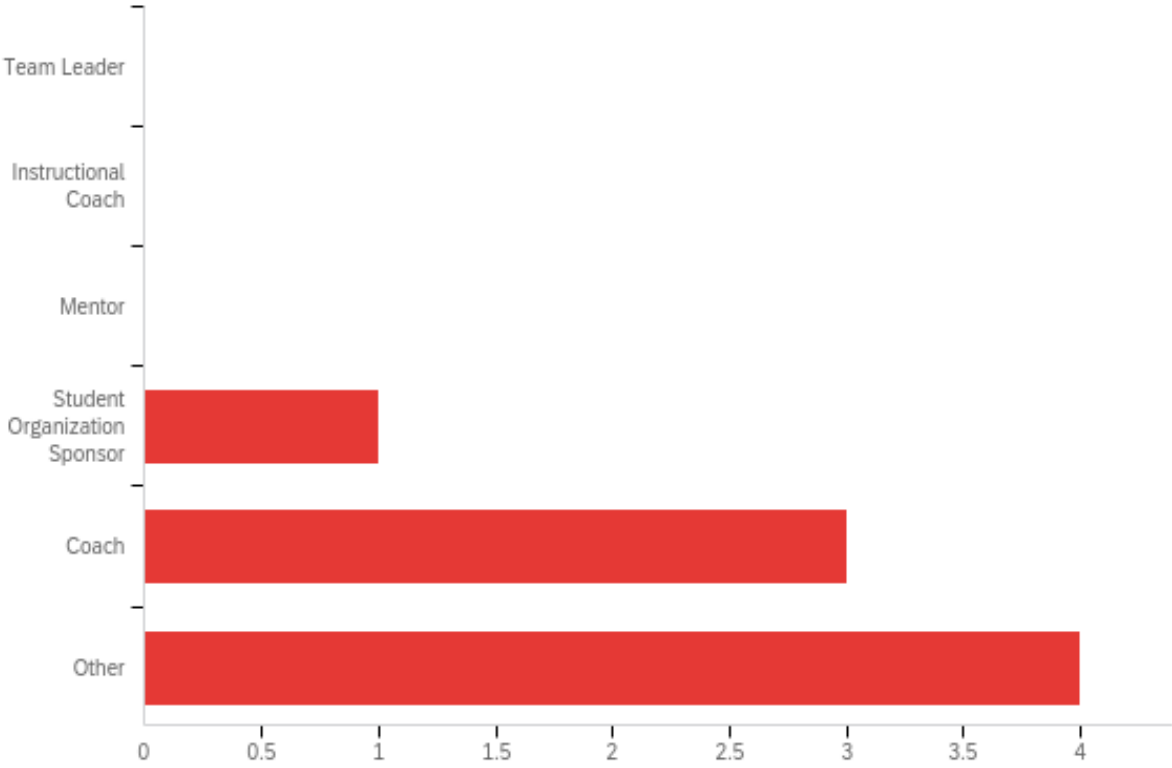
Other - Text

N/A

none

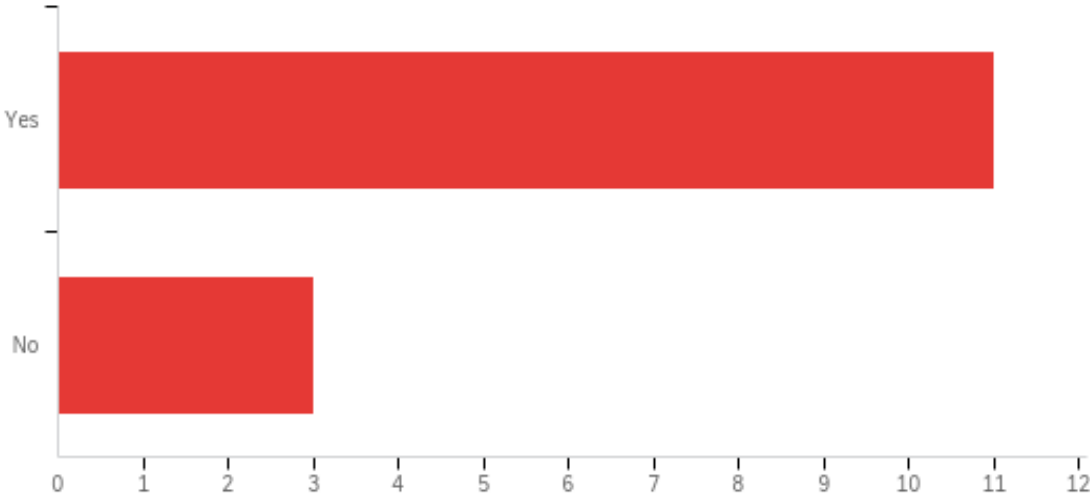
Secondary Education

Q24 - What other roles do you fill at your school? (Please check all that apply)



#	Answer	%	Count
1	Team Leader	0.00%	0
2	Instructional Coach	0.00%	0
3	Mentor	0.00%	0
4	Student Organization Sponsor	12.50%	1
5	Coach	37.50%	3
6	Other	50.00%	4
	Total	100%	8

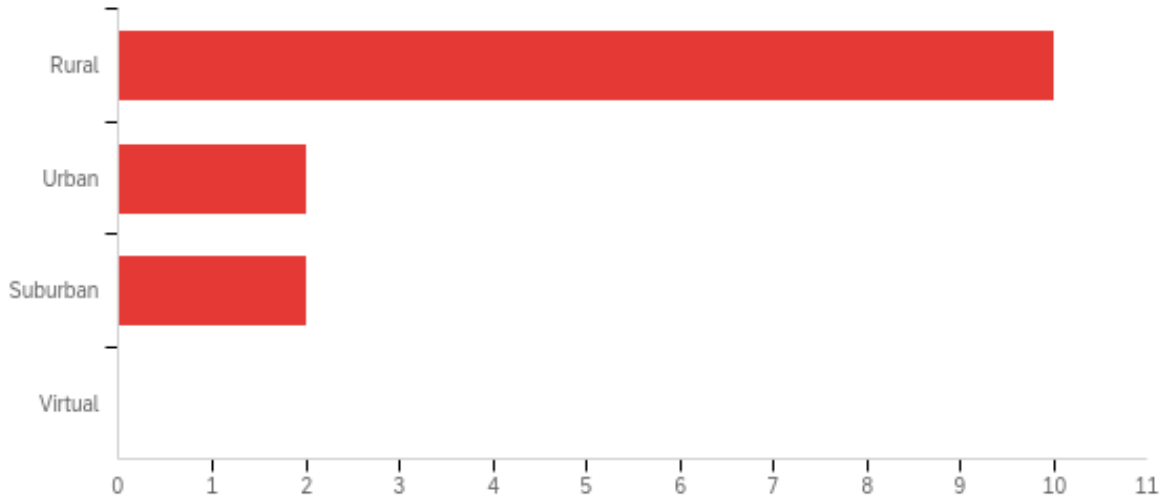
Q25 - Do you teach at a Title I school?



#	Field	Minimum	Maximum	Mean	Std Deviation	Variance	Count
1	Do you teach at a Title I school?	1.00	2.00	1.21	0.41	0.17	14

#	Answer	%	Count
1	Yes	78.57%	11
2	No	21.43%	3
	Total	100%	14

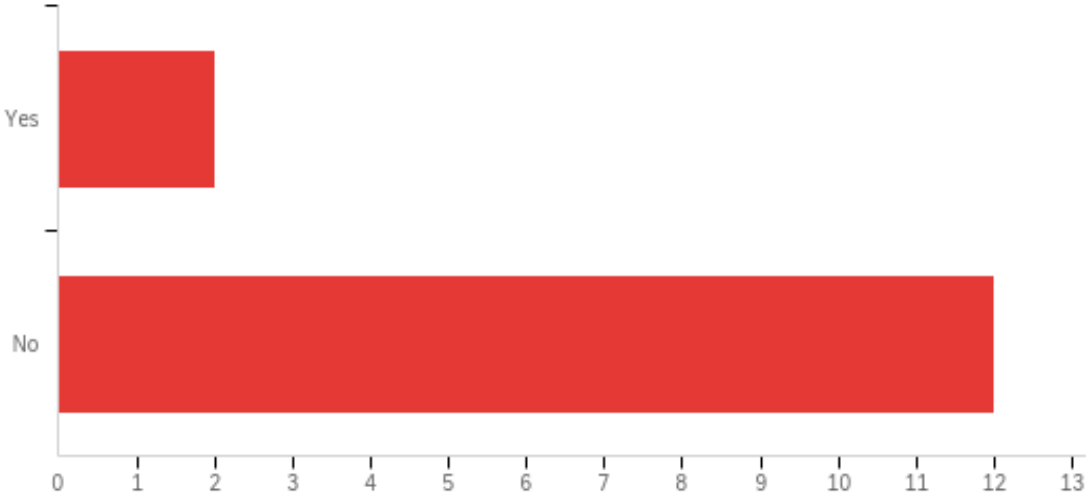
Q26 - Which of the following describes your school district?



#	Field	Minimum	Maximum	Mean	Std Deviation	Variance	Count
1	Which of the following describes your school district?	1.00	3.00	1.43	0.73	0.53	14

#	Answer	%	Count
1	Rural	71.43%	10
2	Urban	14.29%	2
3	Suburban	14.29%	2
4	Virtual	0.00%	0
	Total	100%	14

Q27 - As a high school student, did you participate in any programs or classes that influenced your decision to become a teacher?



#	Field	Minimum	Maximum	Mean	Std Deviation	Variance	Count
1	As a high school student, did you participate in any programs or classes that influenced your decision to become a teacher?	1.00	2.00	1.86	0.35	0.12	14

#	Answer	%	Count
1	Yes	14.29%	2
2	No	85.71%	12
	Total	100%	14

Q28 - If yes, please describe (e.g., Future Educators of America/Educators Rising, Teacher Cadet, etc.)

If yes, please describe (e.g., Future Educators of America/Educators Rising, Teacher Cadet, etc.)

N/A

N/A

N/A

NA

NA

N/A

Athletics

na

Q29 - Do you plan to remain employed as a teacher in Oklahoma next year? If so, please list up to 3 reasons you plan to stay. If not, please list up to 3 reasons you do not plan to stay.

Do you plan to remain employed as a teacher in Oklahoma next year? If so, please list up to 3 reasons you plan to stay. If not, please list up to 3 reasons you do not plan to stay.

Yes. I love the environment. My principal is amazing. It is close to home!!

Yes, I plan to remain employed as a teacher in Oklahoma next year. 1. I love teaching. 2. I hope to continue teaching to make a positive impact on students and their families. 3. Many of the students that attend the school that I am employed at are below grade level in reading and math. This is partly due to Covid and in part due to the low socio-economic community. I have a passion for these students, and I hope that I can eventually help these students become successful readers and mathematicians.

Yes, 1) I love teaching. 2) I love the students. 3) I love the curriculum.

Yes

Yes, I enjoy teaching children who struggle academically.

yes

Yes I absolutely love this area and do not plan on moving. The school district is wonderful. My children go to school here.

Yes. I enjoy working with children and helping them understand concepts they may have never known about before. I also love that I am helping create a better future by being a positive influence on a child's life in this position.

Yes, I enjoy my work, I hope to continue to help my students, money doesn't motivate me.

Yes, I really enjoy teaching students. I really like my coworkers. I also like my administrators and their leadership style.

Yes. The administration and staff are fantastic. I love the students. I feel extremely grateful to have the position I do.

Yes, family, school system, and location.

This is my current home. I enjoy my colleagues. I am not certified to teach in another state.